

3 APRIL 2026

SPOTLIGHT ON THAILAND

Published Reports

- KRUNGTHAI CARD (KTC TB) - Steady growth; resilient credit quality; Maintain BUY TP THB36.00
- ASSETWISE (ASW TB) - 1Q26 presales hold up in weak market; Maintain BUY TP THB9.00

Economics

- Major anti-fraud measures launched by regulator
- Gold retreats as Fed rate hopes fade
- Finance minister expects fuel price relief soon

Corporate News

- CRC Sports invests B200m in expansion, renovations
- Supalai joins forces with SISB for Rangsit housing project

Indices	Index as of 2-Apr-26	Change -1D (%)	Change YTD (%)	Net Foreign YTD (USD m)
Thailand SET	1,466	(0.4)	16.4	826
China SHCOMP	3,919	(0.7)	(1.2)	
Hong Kong HSI	25,117	(0.7)	(2.0)	
India SENSEX	73,320	0.3	(14.0)	(15,791)
Indonesia JCI	7,027	(2.2)	(18.7)	(2,005)
Korea KOSPI	5,234	(4.5)	24.2	(37,295)
MY FBMKLCI	1,698	(0.6)	1.1	
PH PCOMP +	5,999	0.8	(0.9)	119
SG FSSTI	4,948	(0.6)	6.5	
Taiwan TWSE	32,572	(1.8)	12.5	(19,448)
VN VNINDEX	1,695	(0.5)	(5.0)	(1,029)
MSCI Emerging	1,434	(1.6)	2.1	
Nikkei 225	52,463	(2.4)	4.2	
FTSE 100	10,436	0.7	5.1	
CAC 40	7,962	(0.2)	(2.3)	
DAX	23,168	(0.6)	(5.4)	
Dow Jones	46,505	(0.1)	(3.2)	
Nasdaq	21,879	0.2	(5.9)	
S&P 500	6,583	0.1	(3.8)	
Brent	109.03	7.8	79.2	
Dubai	100.44	5.8	64.4	
WTI	111.54	11.4	94.3	
GOLD	4,676.76	(1.7)	8.3	
Trade data	Buy	Sell	Net	Share (%)
(THB m)	(THB m)	(THB m)	(THB m)	(THB m)
Foreign	31,768	29,707	2,060	56
Retail	16,352	16,235	116	29
Prop Trade	3,382	4,056	(674)	7
Local Institution	3,757	5,260	(1,503)	8
Total Trade	55,259	55,259	(0)	100
Rates	Last close	1M ago	End last yr	1yr ago
	02/04/2026	02/03/2026	31/12/2025	02/04/2025
THB/USD	32.76	31.45	31.51	34.16
Inflation *	(0.88)	(0.66)	(0.28)	1.08
MLR **	6.38	6.41	6.47	6.88
1Y Fixed *	0.84	0.84	0.88	1.48
Govt bond 10Y	2.16	1.71	1.64	1.93
Commodity	Last close	1M ago	End last yr	1yr ago
(USD/bbl)	02/04/2026	02/03/2026	31/12/2025	02/04/2025
Brent	109.03	77.74	60.85	74.95
Dubai	100.44	78.01	61.08	75.56
WTI	111.54	71.23	57.42	71.71
Gold	4,677	5,322	4,319	3,134
Baltic Dry	2,030	2,187	1,877	1,583
(USD/ton)	27-Mar-26	20-Feb-26	19-Dec-25	28-Mar-25
Coal	136.53	118.29	110.10	91.64
% change	26.4	15.4	24.0	49.0

* chg y-y% last at end of most recent month end; ** Avg of 4 major banks;

Sources: Bloomberg, except coal from BANPU

+ as of 1 Apr

FSSIA Thailand Research

Jitra Amornthum License no. 014530, Head of Research | +66 2646 9966 | jitra.a@fssia.com
 Songklod Wongchai License no. 018086 | +66 2646 9970 | songklod.won@fssia.com
 Veeravat Virochpoka License no. 047077 | +66 2646 9965 | veeravat.v@fssia.com
 Usanee Liurut License no. 017928 | +66 2646 9758 | usanee.l@fssia.com
 Sureeporn Teewasuwet License no. 040694 | +66 2646 9972 | sureeporn.t@fssia.com
 Thanyatorn Songwutti License no. 101203 | +66 2646 9963 | thanyatorn.s@fssia.com
 Kampon Akaravarinchai License no. 115855 | +66 2646 9964 | kampon.a@fssia.com
 Vatcharut Vacharawongsith License no. 018301 | +66 2646 9969 | vatcharut.v@fssia.com
 Peemapon Nunthakunatip, RA

Thailand Equity Sales:

Manida Sithiseree | +66 2611 3590/91 | manida.s@fnsyrus.com
 Chaiyon Rerkkriengkrai | +66 2611 3592/93 | chaiyon.r@fnsyrus.com
 Napaporn Klongvanitchakij | +66 2611 3582/83 | napaporn.k@fnsyrus.com
 Rattana Detphattharakoson | +66 2611 3580/71 | rattana.d@fnsyrus.com
 Siriluk Kiattkosolkul | +66 2611 3584/85 | siriluk.k@fnsyrus.com

Thailand Equity Trading:

DISCLAIMER: Some directors and management of Finansia Syrus Securities Public Co., Ltd. also serve as a director and management of AEONTS, BAFS, BCPG, BE8, DV8, EA, FPT, FSX, KDH, SVI, VNG, WP, XO.

Finansia Syrus Securities Public Company Limited and FSS International Investment Advisory Securities Company Limited are subsidiaries of Finansia X Public Company Limited, with shared directors or executives.

THIS UNEDITED REPORT IS PREPARED UNDER TIME CONSTRAINT BY FSS INTERNATIONAL INVESTMENT ADVISORY SECURITIES CO., LTD. (FSSIA). ALL VIEWS EXPRESSED IN THIS REPORT ACCURATELY REFLECT THE PERSONAL VIEW OF THE ANALYST(S) WITH REGARD TO ANY AND ALL OF THE SUBJECT SECURITIES, COMPANIES OR ISSUERS MENTIONED IN THIS REPORT; AND (II) NO PART OF THE COMPENSATION OF THE ANALYST(S) WAS, IS, OR WILL BE, DIRECTLY OR INDIRECTLY, RELATED TO THE SPECIFIC RECOMMENDATIONS OR VIEWS EXPRESSED HEREIN. The information herein has been obtained from sources believed to be reliable and accurate; however FSSIA makes no representation as to the accuracy and completeness of such information. Information and opinions expressed herein are subject to change without notice. FSSIA has no intention to solicit investors to buy or sell any security in this report.

Published Reports

KRUNGTHAI CARD (KTC TB) - Steady growth; resilient credit quality; Maintain BUY TP THB36.00

Muted industry's credit card and personal loans growth

At the end of 2025, industry credit card receivables grew 3.3% y-y to THB514b, rebounding from a 0.3% decline in 2024. Banks drove the growth, holding a 51% market share and expanding 10.4% y-y, while non-banks continued to contract by 3.3% y-y. Industry personal loans declined 3.4% y-y to THB467b, marking a third consecutive annual drop, though the contraction eased from 5.3% in 2024, with both banks and non-banks still shrinking. Against this still-soft backdrop, we expect muted industry trends to persist and forecast KTC's loan growth at 1–3% over 2026–28E.

Lower funding cost and benign credit cost cushion higher OPEX

We expect KTC's net profit to grow modestly at a c3.9% CAGR over 2026–28E, as lower funding cost and stable credit cost offset higher IT-related OPEX. KTC has cTHB15.8b of debt maturing in 2026 at an average cost of 3.41% (vs 2025 CoF at 2.84%). Thus, we forecast cost of funds to fall to 2.46–2.70% in 2026–28E, driven by lower rate new issuance and short-term loans. We see asset quality as manageable, NPL ratio should stay below 2% and credit cost contained at c5.3%. Meanwhile, ongoing IT investment should lift the cost-to-income ratio to 36–37% in 2026–28E, vs 34.8% in 2025.

1Q26 net profit lift due to normalizing tax expense

We expect KTC to report 1Q26 net profit of THB2.26b, up 21.3% y-y and 8.7% q-q. Lower funding cost should drive the y-y growth, declining from 2.96% to 2.75%. Together with controlled OPEX, as IT-related expenses should pick up from 2H26 and continue over the next five years. We expect PPOP to increase by 3.5% y-y to THB4.13b, while credit cost remains benign at 4.94%. On a q-q basis, despite softer PPOP (-5.3% q-q) after a seasonally strong 4Q25, lower tax expense should drive earnings growth, declining to THB547m (-48% q-q) after the unusually high 4Q25 tax expense from deferred tax asset impairment at KTBL.

Maintain BUY on KTC with a 2026 TP of THB36

We maintain our BUY call on KTC, supported by its 6–7% dividend yield and undemanding valuation. Our GGM-based TP implies a P/BV of 1.93x (L-T ROE of 16.5%, COE of 10%). With this report, we transfer KTC coverage to Usanee Liurut.

Exhibit 1: KTC – Stage loan (ex. KTB Leasing)

	2021	2022	2023	2024	2025	2021	2022	2023	2024	2025
	(THB m)	(THB m)	(THB m)	(THB m)	(THB m)	(%)	(%)	(%)	(%)	(%)
Loans and accrued interest						Stage loans % of total loans				
Stage 1	76,929	87,743	92,975	94,641	95,985	86.6	86.8	85.7	87.4	87.8
Stage 2	10,338	11,690	13,585	11,905	11,630	11.6	11.6	12.5	11.0	10.6
Stage 3	1,581	1,627	1,875	1,776	1,713	1.8	1.6	1.7	1.6	1.6
Total	88,848	101,060	108,435	108,323	109,327	100.0	100.0	100.0	100.0	100.0
Expected credit loss (ECL)						ECL % to stage loan				
Stage 1	4,247	4,247	4,332	3,780	4,334	5.5	4.8	4.7	4.0	4.5
Stage 2	2,782	2,782	3,316	2,442	2,372	26.9	23.8	24.4	20.5	20.4
Stage 3	1,139	1,139	1,283	1,119	1,078	72.0	70.0	68.4	63.0	63.0
Total	8,168	8,168	8,931	7,341	7,784	9.2	8.1	8.2	6.8	7.1
	(%)	(%)	(%)	(%)	(%)					
NPL/TL	1.8	1.6	1.7	1.6	1.6					
LLR/NPL	517	502	476	413	454					
(NPLs + stage 2)/TL	13.4	13.2	14.3	12.6	12.2					
LLR/(NPLs + stage 2)	68.5	61.3	57.8	53.7	58.3					

Sources: KTC; FSSIA compilation

Exhibit 2: KTC – 1Q26 Earnings preview & 2026-28E

	1Q25	2Q25	3Q25	4Q25	1Q26E	----- Change -----		% of	2026E	2027E	2028E	Change
	(THB m)	(THB m)	(THB m)	(THB m)	(THB m)	(q-q%)	(y-y%)	2026E	(THB m)	(THB m)	(THB m)	25-26
Interest income	3,992	4,023	4,098	4,141	4,017	(3.0)	0.6	25	16,394	16,622	17,001	0.9
Interest expense	439	432	423	399	391	(2.0)	(11.0)	25	1,544	1,412	1,383	(8.9)
Net interest income	3,553	3,591	3,675	3,742	3,626	(3.1)	2.1	24	14,850	15,211	15,617	2.0
Non-interest income	2,840	2,789	2,807	3,005	2,884	(4.0)	1.5	25	11,511	11,799	12,073	0.6
Operating income	6,393	6,380	6,483	6,747	6,510	(3.5)	1.8	25	26,361	27,010	27,690	1.4
Operating expenses	2,400	2,386	2,475	2,378	2,376	(0.1)	(1.0)	23	10,208	10,443	10,730	5.9
PPOP	3,992	3,994	4,008	4,369	4,133	(5.4)	3.5	26	16,154	16,567	16,961	(1.3)
Expected credit loss	1,594	1,522	1,445	1,346	1,342	(0.2)	(15.8)	23	5,878	5,994	6,147	(0.5)
Profit before tax	2,398	2,472	2,563	3,023	2,791	(7.7)	16.4	27	10,276	10,573	10,814	(1.7)
Income tax expense	570	616	650	1,061	558	(47.4)	(2.1)	27	2,081	2,141	2,190	(28.2)
Profit before MI	1,829	1,856	1,913	1,963	2,233	13.8	22.1	27	8,195	8,432	8,624	8.4
Minority interest	32	39	38	114	25	(78.0)	(22.3)	25	100	105	110	(55.0)
Net profit	1,861	1,895	1,951	2,076	2,258	8.7	21.3	27	8,295	8,537	8,734	6.6
EPS (THB)	0.72	0.73	0.76	0.81	0.88	8.7	21.3	27	3.22	3.31	3.39	6.6
Key balance sheet highlights												
Loan - gross	106,372	106,388	106,206	110,834	106,753	(3.7)	0.4		112,050	113,723	116,976	1.1
Interest bearing debt	56,461	58,081	55,655	57,140	56,816	(0.6)	0.6		57,228	56,303	56,354	0.2
Gross NPL	2,099	1,952	1,961	1,982	1,946	(1.8)	(7.3)		2,067	2,182	2,276	4.3
Leverage ratio	(x)	(x)	(x)	(x)	(x)	ppt q-q	ppt y-y		(X)	(X)	(X)	ppt y-y
D/E (x)	1.58	1.64	1.50	1.51	1.43	(0.1)	(0.2)		1.37	1.24	1.16	(0.1)
Asset quality ratio	(%)	(%)	(%)	(%)	(%)	ppt q-q	ppt y-y		(%)	(%)	(%)	ppt y-y
NPL ratio	1.97	1.83	1.85	1.79	1.82	0.0	(0.2)		1.85	1.92	1.95	0.1
Coverage ratio - LLR/ NPLs	385	420	426	425	433	7.9	48.4		419	414	418	(5.7)
Credit cost	5.88	5.72	5.44	4.96	4.94	(0.0)	(0.9)		5.27	5.31	5.33	(0.1)
Profitability ratios	(%)	(%)	(%)	(%)	(%)	ppt q-q	ppt y-y		(%)	(%)	(%)	ppt y-y
Cost-to-income ratio	35.1	35.0	35.8	33.3	34.4	1.2	(0.7)		36.6	36.7	36.9	1.8
Yield on loans	14.73	15.13	15.42	15.26	14.97	(0.29)	0.24		14.71	14.72	14.74	0.02
Cost of funds	2.96	3.02	2.97	2.83	2.75	(0.09)	(0.21)		2.70	2.49	2.46	(0.14)
Spreads	11.77	12.11	12.45	12.43	12.23	(0.20)	0.46		12.01	12.24	12.28	0.15
Net interest margin (NIM)	13.11	13.50	13.83	13.79	13.33	(0.46)	0.22		13.33	13.47	13.54	0.16
ROE	18.3	18.5	19.0	19.3	19.9	0.7	1.7		18.0	17.2	16.5	(0.5)
ROA	6.8	7.1	7.4	7.7	8.3	0.6	1.5		7.4	7.5	7.5	0.4

Sources: KTC; FSSIA estimates

ASSETWISE (ASW TB) - 1Q26 presales hold up in weak market; Maintain BUY TP THB9.00

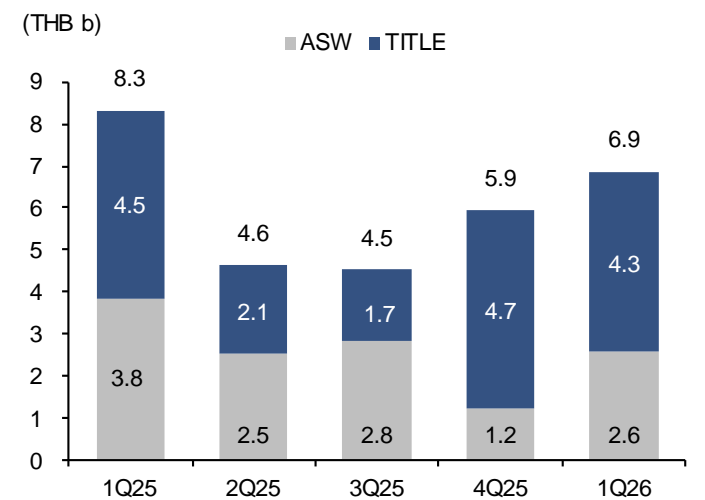
Highlights

- We have a neutral view on ASW's 1Q26 presales of THB6.85b (+16% q-q, -18% y-y), comprising 38% from ASW and 62% from TITLE, achieving 37% of its full-year target of THB18.5b (-21% y-y).
- Overall, the property market in 1Q26 remained sluggish, similar to 4Q25, amid several uncertainties, including political issues and geopolitical tensions, as well as a decline in ASW's 1Q26 new project launches to THB4.85b (-50% q-q, -55% y-y). However, presales still grew q-q, supported by healthy take-up rates from newly launched projects. Meanwhile, sales in Phuket remained stronger than in Bangkok, supported by foreign demand and positive seasonal factors from the tourism high season.
- The company launched three new projects, including one ASW housing project valued at THB255m and two condominiums. The first is an ASW project, Kave Carnival Rangsit (THB1.4b), a campus condo near Rangsit University, which recorded a take-up rate of 30%, in line with expectations.
- The second is a TITLE project in Phuket, Biancana Surin (THB3.2b), which achieved a strong take-up rate of 65%. This reflects robust demand from foreign buyers, mainly from Europe and Russia, as well as the successful expansion into a new location—Surin Beach—marking the company's first project in this area. The project is positioned in the high-end segment, with an average selling price of THB200k per sq.m. (vs. ~THB100k per sq.m. for previous projects). Its key strengths include proximity to the beach (only 200 meters away) and no new supply in the area.
- Additionally, presales were supported by a sales promotion event held during 5–11 March at Central Ladprao, which generated approximately THB1.2b in sales.

Outlook

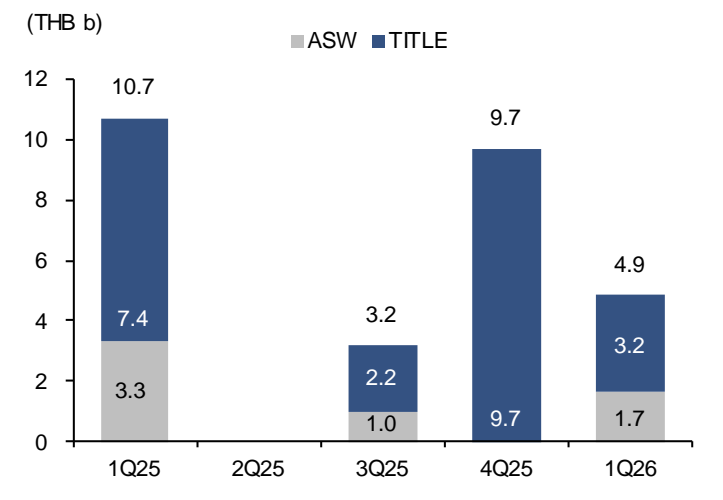
- Preliminarily, we project 1Q26 net profit to decline both q-q and y-y. Excluding the extra gain in 1Q25, 1Q26 core profit is expected to increase y-y but decline q-q due to a high base in 4Q25. The y-y growth is mainly driven by two newly completed condominiums, alongside continued transfers from Phuket projects.
- Earnings momentum is expected to accelerate in 2Q26 as ASW plans to transfer four new condominiums (two in Bangkok and two in Phuket) with a combined value of THB13.4b and an average take-up rate of 62%. Meanwhile, the Middle East conflict is not expected to materially affect transfers by foreign buyers in Phuket projects, as more than 75% of the condominium value has already been paid.
- We maintain our 2026E net profit forecast of THB1.5b (+43% y-y) and our TP of THB9. ASW is trading at only 4.7x 2026E P/E, with a 2025 DPS of THB0.50 (6.8% yield), and will go XD on 30 April 2026.

Exhibit 3: Quarterly presales



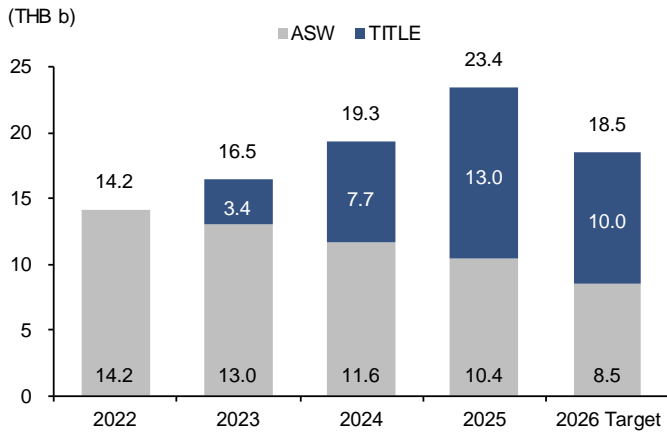
Sources: ASW; FSSIA's compilation

Exhibit 4: Quarterly new launches



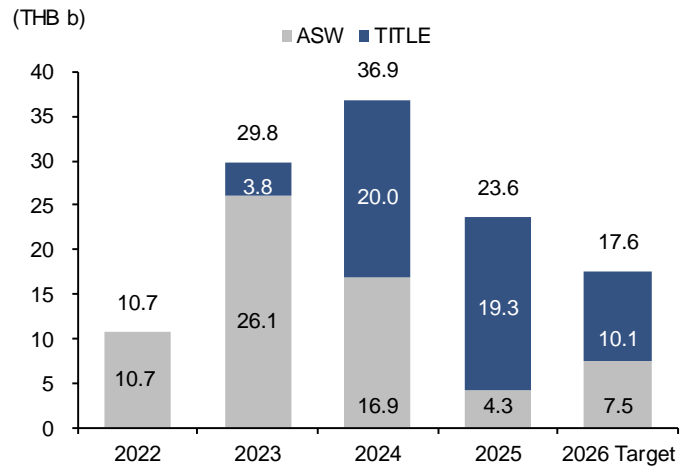
Sources: ASW; FSSIA's compilation

Exhibit 5: Yearly presales



Sources: ASW; FSSIA's compilation

Exhibit 6: Yearly new launches



Sources: ASW; FSSIA's compilation

Exhibit 7: Kave Carnival Rangsit: new ASW condo launch



Source: ASW

Exhibit 8: Biancana Surin: new TITL condo launch



Source: ASW

Exhibit 9: 2026 Condo transfer plan



Source: ASW

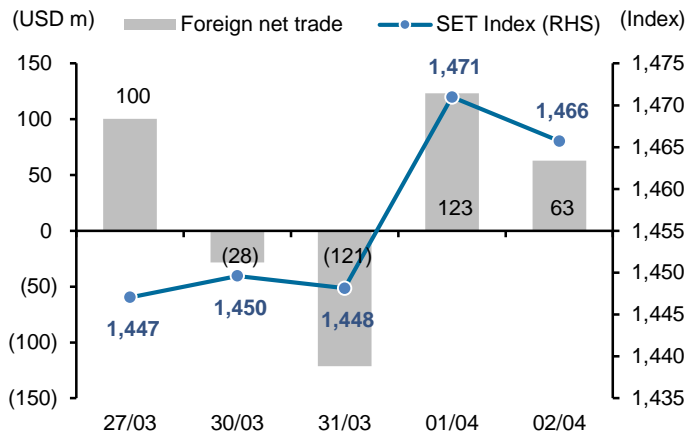
Economic news

- **[Major anti-fraud measures launched by regulator](#)** BANGKOK POST: The Securities and Exchange Commission (SEC) has introduced a sweeping set of five measures aimed at curbing illicit "grey capital", dismantling mule account networks, and stopping increasingly sophisticated investment scams. The move comes amid a surge in fraud cases on digital platforms, which are inflicting widespread financial losses on retail investors and posing a growing risk to the country's economic stability. The SEC's strategy combines preventive safeguards, stricter enforcement, and inter-agency coordination to address the problem at its root. At the core of the initiative is tighter know-your-customer (KYC) and customer due diligence requirements for securities firms. Intermediaries will be required to verify clients' income and occupations more rigorously while monitoring trading behaviour for inconsistencies, noted the regulator. Enhanced due diligence will be mandated for suspicious accounts, alongside compulsory reporting of irregular transactions to the Anti-Money Laundering Office. Additional safeguards include strict name-matching for deposits and withdrawals, delays for high-risk transactions, and expanded use of enhanced KYC systems to detect mule accounts, said the SEC. The regulator is also broadening its oversight of major shareholders and beneficial owners of licensed entities, targeting increasingly complex ownership structures. New rules will extend scrutiny to funding sources behind shareholders and impose stricter disqualifications linked to money laundering and terrorism-related offences, both domestically and internationally, noted the statement. In terms of digital assets, regulators are ramping up transaction surveillance through advanced analytics and blockchain forensic tools. The SEC plans to enhance its ability to trace fund flows to their ultimate destinations, improving detection of suspicious activity.
- **[Gold retreats as Fed rate hopes fade](#)** BANGKOK POST: Gold prices remain under downward pressure after US President Donald Trump's statement on the ongoing military campaign in Iran, which dampened hopes of an interest rate cut. Analysts predict a key support range of US\$4,400 an ounce and 66,900 baht for the domestic price. Bullion retreated from two-week highs in Asian trade on Thursday following Trump's prime-time address to the nation late on Wednesday. In his speech, he said Washington would carry out aggressive strikes on Iran over 2-3 weeks, though it was nearing "completion of its main strategic objectives" in the conflict. Markets reacted swiftly, with the 10-year US Treasury yield and the dollar index both rising, putting pressure on dollar-denominated gold. Spot gold was trading at \$4,606 an ounce early yesterday afternoon, down 3.72% from the previous session. The pullback followed bullion's climb to its highest level since March 19. Locally, gold bars were quoted at 71,400 baht per baht-weight in volatile trade, with 40 price adjustments, according to the Gold Traders Association.
- **[Finance minister expects fuel price relief soon](#)** BANGKOK POST: The Thai government is preparing to cut domestic fuel prices by targeting what it describes as "unnecessary" cost components in the national pricing structure. The Ministry of Energy will recalculate oil refining and marketing costs by Monday, which should lead to lower energy prices quickly, Finance Minister Ekniti Nitithanprapas said on Thursday. He made the statement hours after diesel prices rose by another 3.50 baht a litre to 44.24 baht at service stations across Thailand. Petrol prices were increased by 1.20 baht for most grades. Refining-related calculations may be too high under present conditions, and therefore pump prices for consumers should be lower, said Mr Ekniti, who heads a new committee set up to review fuel cost structures and pricing. The committee has concluded that both refinery margins and marketing margins should be revised downward. He said current pricing no longer reflects prevailing market conditions and includes distortions carried over from earlier periods of volatility.

Corporate news

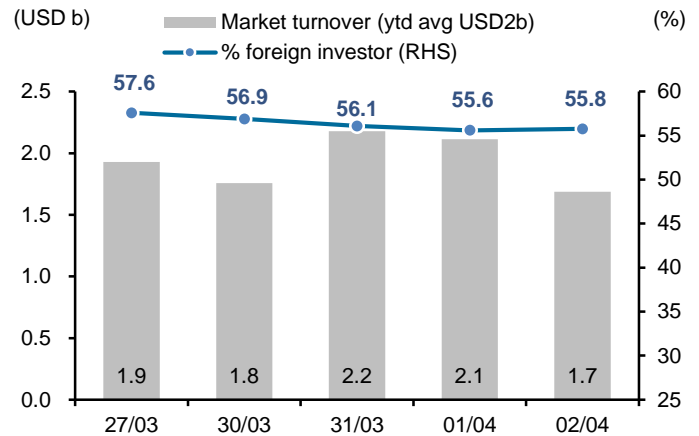
- **[CRC Sports invests B200m in expansion, renovations](#)** BANGKOK POST: Supersports, a subsidiary of SET-listed Central Retail Corporation Plc (CRC), plans to open two new stores this year and renovate 10 outlets. Despite economic uncertainty, the company remains committed to investment, allocating more than 200 million baht for new store openings and renovations, said Alexandre Hammel, president of CRC Sports, the operator of Supersports. The company plans to open a store at Central Khon Kaen Campus in Khon Kaen in May and another at Central Northville in Nonthaburi in July. CRC Sports expects to renovate 10 stores using the "Store 3.0" model by year-end. The Store 3.0 model integrates digital technology with interactive experiences to enhance the customer journey, according to the company.
- **[Supalai joins forces with SISB for Rangsit housing project](#)** BANGKOK POST: SET-listed developer Supalai has joined hands with Singapore International School (SISB) for its Rangsit project following a land acquisition of more than 300 rai, its largest in years, aiming to attract housing demand from parents seeking proximity to quality education. Prateep Tangmatitham, president of Supalai, said the company spent more than 1 billion baht to acquire a 302-rai plot in the Rangsit Khlong 3 area, of which 15 rai was sold to SISB for a new campus scheduled to open in August 2027. "We invited SISB to open its seventh campus in Rangsit, marking our second partnership with the school after the SISB Rayong campus three years ago," he said. Demand for residential units near international schools is robust, said Mr Prateep, citing strong sales at the company's low-rise housing projects in Ban Khai, Rayong, near the SISB Rayong campus, driven by parents and industrial executives in the province. "We expect strong demand for high-priced single detached houses at our new projects in Rangsit, as international schools are still rare in the area," he said. "Some buyers may also purchase units for rental purposes, similar to Rayong." After selling 15 rai to SISB, Supalai has 287 rai remaining for the development of new low-rise housing projects across several segments.

Exhibit 10: Foreign fund flow and SET Index



Source: Bloomberg

Exhibit 11: Foreign participation



Source: Bloomberg

Exhibit 12: Index performance

	SET Index		Index performance (% change)								
	Index	(%chg)	Energy	Bank	Comu	Commerce	Food	Property	Construct	Transport	Petrochem
% of SET Index			19%	13%	10%	6%	4%	4%	2%	7%	2%
Current	1,465.72	(0.4)	0.3	0.0	(0.8)	(0.8)	0.8	(1.0)	(1.4)	(0.8)	(0.3)
-5D	1,442.92	1.6	2.7	0.5	0.0	4.1	5.5	1.2	3.7	4.3	9.2
-1M	1,466.51	(0.1)	1.6	0.3	(0.4)	(5.6)	3.1	(4.4)	(6.4)	0.1	24.5
-3M	1,259.67	16.4	21.3	6.9	16.3	3.2	4.2	8.1	6.5	(0.5)	54.1
-6M	1,293.61	13.3	19.0	19.8	21.3	(12.9)	(4.0)	3.8	(8.7)	(5.2)	25.0
-1Y	1,161.81	26.2	20.7	22.4	23.3	(19.3)	(2.4)	6.2	17.1	3.2	45.7
WTD	1,447.05	1.3	1.6	0.9	0.8	4.3	2.7	2.1	1.0	2.2	7.9
MTD	1,448.14	1.2	(0.0)	1.1	(1.7)	1.0	1.6	0.7	(0.7)	2.1	(1.4)
QTD	1,448.14	1.2	(0.0)	1.1	(1.7)	1.0	1.6	0.7	(0.7)	2.1	(1.4)
End of last year	1,259.67	16.4	21.3	6.9	16.3	3.2	4.2	8.1	6.5	(0.5)	54.1

Source: Bloomberg

Exhibit 13: Trade by investor types

	SET Index		Exchange rate (USD:THB)	SET Index		Equity trading / Net position				Bond Net foreign (USD m)
	Index	Change (y-y%)		Average daily turnover (THB m)	(USD m)	Foreign (USD m)	Retail (USD m)	PropTrade (USD m)	Local Inst (USD m)	
2020	1,449.35	(8.3)	31.29	67,335	2,152	(8,287)	6,873	459	953	(1,005)
2021	1,657.62	14.4	32.00	88,443	2,764	(1,632)	3,630	435	(2,330)	6,550
2022	1,668.66	15.1	34.78	53,589	1,541	5,362	(656)	56	(4,758)	4,111
2023	1,415.85	(15.2)	34.81	51,072	1,467	(5,507)	3,348	(146)	2,305	318
2024	1,400.21	(1.1)	35.26	45,039	1,277	(4,132)	2,680	7	1,443	(615)
2025	1,259.67	(10.0)	32.88	40,477	1,231	(3,210)	4,783	(411)	(1,158)	2,340
2026YTD	1,465.72	16.4	32.88	64,870	1,973	763	484	203	(1,519)	658
1Q25	1,158.09	(16.0)	33.95	42,528	1,253	(1,172)	1,625	(297)	(157)	405
2Q25	1,089.56	(16.2)	33.09	40,328	1,219	(1,165)	1,603	(77)	(358)	1,051
3Q25	1,274.17	(12.1)	32.30	44,797	1,387	(544)	351	(161)	354	14
4Q25	1,259.67	(10.0)	32.16	34,634	1,077	(331)	1,204	123	(997)	876
1Q26	1,448.14	25.0	31.61	64,562	2,042	640	631	144	(1,420)	748
2Q26	1,465.72	34.5	32.67	69,068	2,114	123	(147)	60	(99)	(90)
Jan-26	1,325.62	0.8	31.28	46,231	1,478	141	511	296	(947)	1,429
Feb-26	1,528.26	27.0	31.24	72,529	2,321	1,743	(1,484)	237	(496)	352
Mar-26	1,448.14	25.0	32.31	74,926	2,319	(1,243)	1,605	(389)	23	(1,033)
Apr-26	1,465.72	22.4	32.67	69,068	2,114	123	(147)	60	(99)	(90)
2026YTD	1,465.72	16.4	32.88	64,870	1,973	763	484	203	(1,519)	658
27/03/2026	1,447.05		32.88	63,398	1,928	100	(55)	25	(70)	(14)
30/03/2026	1,449.62		32.85	57,708	1,757	(28)	23	40	(35)	(71)
31/03/2026	1,448.14		32.97	71,801	2,178	(121)	46	35	41	(133)
01/04/2026	1,470.99		32.57	82,878	2,544	123	(151)	80	(53)	(96)
02/04/2026	1,465.72		32.76	55,259	1,687	63	4	(21)	(46)	5

Source: Bloomberg

Exhibit 14: Upcoming events

Date Time	Event	Period	Survey	Actual	Prior
4/03/2026 3:30	Gross International Reserves	27-Mar	--	--	\$280.0b
4/03/2026 3:30	Forward Contracts	27-Mar	--	--	\$22.1b
4/06/2026 23:30	CPI YoY	Mar	0.19%	--	-0.88%
4/06/2026 23:30	CPI NSA MoM	Mar	0.80%	--	-0.24%
4/06/2026 23:30	CPI Core YoY	Mar	0.70%	--	0.56%
4/09/2026 0:00	Consumer Confidence	Mar	--	--	53.7
4/09/2026 0:00	Consumer Confidence Economic	Mar	--	--	47.3
4/20/2026-4/25/2026	Car Sales	Mar	--	--	48242
4/20/2026-4/26/2026	Customs Exports YoY	Mar	--	--	9.90%
4/20/2026-4/26/2026	Customs Imports YoY	Mar	--	--	31.80%
4/20/2026-4/26/2026	Customs Trade Balance	Mar	--	--	-\$2834m
4/26/2026-4/29/2026	Mfg Production Index ISIC NSA YoY	Mar	--	--	-0.04%
4/26/2026-4/29/2026	Capacity Utilization ISIC	Mar	--	--	58.21
4/29/2026 3:00	BoT Benchmark Interest Rate	29-Apr	--	--	1.00%
4/30/2026 3:00	BoP Current Account Balance	Mar	--	--	\$2116m
4/30/2026 3:30	Exports YoY	Mar	--	--	10.60%
4/30/2026 3:30	Exports	Mar	--	--	\$29328m
4/30/2026 3:30	Imports YoY	Mar	--	--	31.70%
4/30/2026 3:30	Imports	Mar	--	--	\$28744m
4/30/2026 3:30	Trade Balance	Mar	--	--	\$584m
4/30/2026 3:30	BoP Overall Balance	Mar	--	--	\$373m

Source: Bloomberg

Exhibit 15: Management trading

Company	Management	Securities	Transaction	Shares	Price (THB)	Action	Value (THBm)
Bangkok Dusit Med Serv (BDMS)	Poramaporn Prasarttongsoth	Common Shares	4/1/2026	2,615,300	19.10	Buy	49.95
Triple I Logistics (III)	Kriirk-Krai Jirapaet	Common Shares	3/30/2026	20,200	3.78	Buy	0.08
Thai Mui Corporation (THMUI)	Tchakorn Leelaprachakul	Common Shares	4/1/2026	5,000	0.34	Buy	0.00
Thai Mui Corporation (THMUI)	Tchakorn Leelaprachakul	Common Shares	4/1/2026	100	0.36	Buy	0.00
Thai Mui Corporation (THMUI)	Tchakorn Leelaprachakul	Common Shares	4/1/2026	100	0.35	Buy	0.00
Thai Mui Corporation (THMUI)	Tchakorn Leelaprachakul	Common Shares	4/1/2026	5,000	0.35	Buy	0.00
Thai Mui Corporation (THMUI)	Tchakorn Leelaprachakul	Common Shares	4/2/2026	4,800	0.34	Buy	0.00
Thai Mui Corporation (THMUI)	Tchakorn Leelaprachakul	Common Shares	4/2/2026	100	0.35	Buy	0.00
Thai Mui Corporation (THMUI)	Tchakorn Leelaprachakul	Common Shares	4/2/2026	2,300	0.34	Buy	0.00
Thai Mui Corporation (THMUI)	Tchakorn Leelaprachakul	Common Shares	4/2/2026	100	0.35	Buy	0.00
MR. D.I.Y. Holding (Thailand) (MRDIYT)	Mr Foong Yew Fai	Common Shares	3/27/2026	100,000	8.20	Buy	0.82
MR. D.I.Y. Holding (Thailand) (MRDIYT)	Mr Foong Yew Fai	Common Shares	3/27/2026	100,000	8.15	Buy	0.82
JSP Pharmaceutical Manufacturing (Thailand) (JSP)	Jirada Daengprasert	Common Shares	4/1/2026	12,200	1.95	Buy	0.02
JSP Pharmaceutical Manufacturing (Thailand) (JSP)	Pissanu Daengprasert	Common Shares	3/31/2026	50,000	1.95	Buy	0.10
Intermedical Care and Lab Hospital (IMH)	Sittiwat Kamkatwong	Common Shares	4/1/2026	2,000	3.12	Buy	0.01
Intermedical Care and Lab Hospital (IMH)	Sittiwat Kamkatwong	Common Shares	4/2/2026	1,000	3.09	Buy	0.00
Veranda Resort (VRANDA)	Pawatt Ongvasith	Common Shares	4/1/2026	10,000	4.26	Buy	0.04
Star Money (STARM)	Nichanun Lawansathian	Common Shares	4/1/2026	15,900	0.85	Buy	0.01
Harn Eng'g Solutions (HARN)	Wirat Sukchai	Common Shares	4/1/2026	1,395,200	2.02	Sell	2.82
Aqua Corp (AQUA)	Shine Bunnag	Common Shares	4/1/2026	180,000	0.12	Buy	0.02
Interroyal Engineering (IROYAL)	Panapat Mekasuwandumrong	Common Shares	4/1/2026	18,600	5.65	Buy	0.11
Interroyal Engineering (IROYAL)	Panapat Mekasuwandumrong	Warrant	4/1/2026	19,400	1.41	Buy	0.03
Eastern Power Group (EP)	Yuth Chinpakkul	Common Shares	4/1/2026	28,700	1.14	Buy	0.03
MBK (MBK)	Somphol Tripopnart	Common Shares	3/16/2026	20,000	17.65	Buy	0.35
MBK (MBK)	Somphol Tripopnart	Common Shares	3/31/2026	31,000	17.30	Sell	0.54
SAAM Development (SAAM)	Podduang Kongkamee	Common Shares	3/30/2026	14,500	4.84	Sell	0.07
SAAM Development (SAAM)	Podduang Kongkamee	Warrant	3/30/2026	690,100	0.53	Sell	0.37
SAAM Development (SAAM)	Podduang Kongkamee	Warrant	3/30/2026	252,500	0.49	Sell	0.12
Hwafong Rubber (HFT)	Cheng Yung Lin	Common Shares	4/1/2026	2,279,500	4.60	Sell	10.49

Source: SEC

Exhibit 16: Upcoming XM

Symbol	X-Date	Meeting Date	Agenda	Meeting Place / Channel for Inquiry
AHC	07/04/2026	07/05/2026	Changing The director(s)	Electronic meeting
CPTREIT	07/04/2026	-	Fund management,Financial position and performance,Appointment of auditors and audit costs,Acknowledgment of the distribution of benefits from 2025 performance	Email : ir@cplrg.co.th 2) Registered mail with acknowledgement CP Land REIT Growth Company Limited, Address : 3 CP Tower 2,10th Floor, Ratchadaphisek Road, Din Daeng Subdistrict, Din Daeng District, Bangkok 10400 16/04/2026 - 30/04/2026
SE-ED	07/04/2026	29/04/2026	Omitted dividend payment,Changing The director(s)	Conference room 11A of the Interlink Tower Bangna Building, 9 Floor, ("Nation Tower" - old name) Debaratna Road, Bangna Tai, Bangna, Bangkok, Thailand.
HEALTH	08/04/2026	30/04/2026	Omitted dividend payment,Changing The director(s)	Electronic meeting
HYDRO	08/04/2026	29/04/2026	Omitted dividend payment,Change of par value	Main conference room, headquarters, 8th floor, 4/103 W building, Moo11, Lat Sawai Subdistrict, Lam Luk Ka District, Pathum Thani 12150, Thailand
KPNREIT	08/04/2026	29/04/2026	Fund management,Financial position and performance,Appointment of auditors and audit costs	KPN Tower
TCOAT	08/04/2026	30/04/2026	Cash dividend payment,Changing The director(s)	At Thai coating Industrial Public Company Limited 99/9 Moo 5 Sai 304 Road , Nongprong , Srimahapo, Prachinburi 25140
TSI	08/04/2026	30/04/2026	Omitted dividend payment,Changing The director(s)	Grand Centre Point Ploenchit, Bangkok, Witthayu Room, No. 100 Witthayu Road, Lumpini, Pathumwan, Bangkok 10330
TPL	09/04/2026	27/04/2026	Omitted dividend payment,Changing The director(s),To consider and approve the amalgamation	Electronic meeting
SAM	10/04/2026	30/04/2026	Omitted dividend payment,Changing The director(s)	Ramada Plaza by Wyndham Bangkok Menam, Nan-Sindhu Room
TWZ	16/04/2026	18/05/2026	Capital increase,The issuance of convertible securities,To consider and approve the amendment of Article of the Company's Memorandum of Association to reflect the capital reduction	Electronic meeting
EMPIRE	21/04/2026	29/05/2026	Acquisition and disposition of assets / Acquisition or Disposition of Assets	via electronic means at the Company's head office, No. 89, AIA Capital Center Building, 9th Floor, Room 901, Ratchadaphisek Road, Din Daeng Subdistrict, Din Daeng District, Bangkok
SPTX	21/04/2026	29/05/2026	Capital increase,Acquisition and disposition of assets / Acquisition or Disposition of Assets ,Increasing the company's registered capital and amending Article 4 of the Memorandum of Association. - Allocating additional shares for private placement	Electronic meeting

Source: SET

Exhibit 17: Upcoming XR

Symbol	X-Date	Announce Date	Rights for	Subscription Price	Unit	Subscription Ratio (Holding:New)	Subscription Period	Allotted Shares (Shares)
SPTX	03/04/2026	13/11/2025	Warrants	-	Baht	4 : 1	-	52161220385
HEALTH	08/04/2026	23/12/2025	Warrants	-	Baht	4 : 1	-	147487144
TWZ	16/04/2026	30/03/2026	Common	0.01	Baht	1 : 3	15/06/2026 - 19/06/2026	59582718639
TWZ	16/04/2026	30/03/2026	Warrants	-	Baht	2 : 1	-	29791359320
NKI	29/04/2026	26/02/2026	Common	15	Baht	3.16667 : 1	20/05/2026 - 26/05/2026	12000000
PANEL	29/04/2026	24/02/2026	Warrants	-	Baht	4 : 1	-	47500000
PANEL	29/04/2026	24/02/2026	Warrants	-	Baht	8 : 1	-	23750000
IVF	07/05/2026	27/02/2026	Warrants	-	Baht	3.2 : 1	-	137500000
CIG	08/05/2026	02/03/2026	Common	0.03	Baht	1 : 2	26/05/2026 - 02/06/2026	7473155398
BC	19/06/2026	27/02/2026	Warrants	-	Baht	10 : 1	-	60537945

Source: SET

Exhibit 18: Upcoming XD [1/7]

Symbol	X-Date	Dividend (per Share)	Unit	Operation Period	Source of Dividend	Payment Date	Price	Div Yield	Par
AXP06	03/04/2026	0.00651	Baht	-	-	29/05/2026	2.44	0.3%	-
TME23	03/04/2026	0.02469	Baht	-	-	13/05/2026	0.99	2.5%	-
ATP30	07/04/2026	0.04	Baht	01/01/2025 - 31/12/2025	Both	24/04/2026	0.86	4.7%	0.25
DCC	07/04/2026	0.01	Baht	01/10/2025 - 31/12/2025	NP	30/04/2026	1.29	0.8%	0.1
JPMUS06	07/04/2026	0.0137	Baht	-	-	29/05/2026	3.22	0.4%	-
JPMUS19	07/04/2026	0.082	Baht	-	-	29/05/2026	19.20	0.4%	-
SMPC	07/04/2026	0.3	Baht	01/07/2025 - 31/12/2025	NP	30/04/2026	9.30	3.2%	1
DBS19	08/04/2026	0.1993	Baht	-	-	05/05/2026	14.60	1.4%	-
JD80	08/04/2026	0.15702	Baht	-	-	20/05/2026	4.64	3.4%	-
TCOAT	08/04/2026	0.5	Baht	-	RE	26/05/2026	27.75	1.8%	10
BLC	09/04/2026	0.05	Baht	01/01/2025 - 31/12/2025	NP	30/04/2026	3.92	1.3%	0.5
BTNC	09/04/2026	1.5	Baht	01/01/2025 - 31/12/2025	NP	29/04/2026	20.20	7.4%	10
CRM01	09/04/2026	0.0037	Baht	-	-	20/05/2026	3.38	0.1%	-
CRM06	09/04/2026	0.00482	Baht	-	-	20/05/2026	2.42	0.2%	-
CRM80	09/04/2026	0.01389	Baht	-	-	20/05/2026	6.10	0.2%	-
GC	09/04/2026	0.22	Baht	01/07/2025 - 31/12/2025	NP	30/04/2026	4.62	4.8%	0.5
GPI	09/04/2026	0.07	Baht	01/06/2025 - 31/12/2025	NP	27/04/2026	1.66	4.2%	0.5
MA80	09/04/2026	0.00275	Baht	-	-	04/06/2026	1.62	0.2%	-
ORCL01	09/04/2026	0.0072	Baht	-	-	21/05/2026	2.96	0.2%	-
ORCL06	09/04/2026	0.00548	Baht	-	-	08/05/2026	1.90	0.3%	-
ORCL19	09/04/2026	0.0133	Baht	-	-	08/05/2026	4.74	0.3%	-
S11	09/04/2026	0.14	Baht	01/01/2025 - 31/12/2025	NP	30/04/2026	3.92	3.6%	1
AUCT	10/04/2026	0.205	Baht	01/07/2025 - 31/12/2025	Both	30/04/2026	4.98	4.1%	0.25
CATL01	10/04/2026	0.0652	Baht	-	-	08/06/2026	5.90	1.1%	-
CATL23	10/04/2026	0.11817	Baht	-	-	08/06/2026	10.50	1.1%	-
CATL80	10/04/2026	0.31754	Baht	-	-	10/06/2026	26.00	1.2%	-
KTB	10/04/2026	2.24	Baht	01/01/2025 - 31/12/2025	NP	30/04/2026	35.50	6.3%	5.15
KTB-P	10/04/2026	2.3945	Baht	01/01/2025 - 31/12/2025	NP	30/04/2026	167.50	1.4%	5.15
KTC	10/04/2026	1.77	Baht	01/01/2025 - 31/12/2025	NP	30/04/2026	30.00	5.9%	1
MRVL06	10/04/2026	0.00167	Baht	-	-	27/05/2026	3.48	0.0%	-
MRVL80	10/04/2026	0.00196	Baht	-	-	27/05/2026	3.48	0.1%	-
QTC	10/04/2026	0.2	Baht	-	RE	30/04/2026	3.60	5.6%	1
TPLAS	10/04/2026	0.04	Baht	01/01/2025 - 31/12/2025	Both	08/05/2026	1.16	3.4%	0.5
WASH	10/04/2026	0.1066	Baht	01/01/2025 - 31/12/2025	NP	29/04/2026	5.15	2.1%	0.5
ABBV19	16/04/2026	0.0455	Baht	-	-	29/05/2026	6.80	0.7%	-
BANPU	16/04/2026	0.18	Baht	-	RE	29/04/2026	6.00	3.0%	1
BPP	16/04/2026	0.35	Baht	01/07/2025 - 31/12/2025	NP	28/04/2026	12.30	2.8%	10
MEB	16/04/2026	1.1	Baht	01/01/2025 - 31/12/2025	NP	05/05/2026	14.10	7.8%	0.5
TCAP	16/04/2026	2.2	Baht	-	RE	30/04/2026	57.25	3.8%	10
TCAP-P	16/04/2026	2.2	Baht	-	RE	30/04/2026	560.00	0.4%	10
TMT	16/04/2026	0.1	Baht	01/01/2025 - 31/12/2025	NP	30/04/2026	3.88	2.6%	1
CFARM	17/04/2026	0.02	Baht	01/01/2025 - 31/12/2025	Both	07/05/2026	0.88	2.3%	1
IT	17/04/2026	0.21	Baht	01/01/2025 - 31/12/2025	NP	05/05/2026	4.06	5.2%	1
KWC	17/04/2026	11.5	Baht	01/01/2025 - 31/12/2025	NP	05/05/2026	270.00	4.3%	10
MAJOR	17/04/2026	0.25	Baht	01/01/2025 - 31/12/2025	NP	06/05/2026	7.50	3.3%	1
MNSO80	17/04/2026	0.30753	Baht	-	-	26/05/2026	13.40	2.3%	-
STP	17/04/2026	0.42	Baht	01/07/2025 - 31/12/2025	NP	08/05/2026	10.50	4.0%	1
TOG	17/04/2026	0.3	Baht	01/07/2025 - 31/12/2025	Both	06/05/2026	6.75	4.4%	1
UKEM	17/04/2026	0.015	Baht	01/01/2025 - 31/12/2025	NP	07/05/2026	0.89	1.7%	0.25
CPAXT	20/04/2026	0.53	Baht	01/01/2025 - 31/12/2025	NP	07/05/2026	16.00	3.3%	1
FERRARI80	20/04/2026	0.0132	Baht	-	-	28/05/2026	1.11	1.2%	-
KGI	20/04/2026	0.31	Baht	01/01/2025 - 31/12/2025	NP	07/05/2026	4.40	7.0%	1
MCS	20/04/2026	0.7	Baht	01/01/2025 - 31/12/2025	NP	07/05/2026	9.55	7.3%	1
PLANB	20/04/2026	0.0435	Baht	-	RE	08/05/2026	4.02	1.1%	0.1

Source: SET

Exhibit 19: Upcoming XD [2/7]

Symbol	X-Date	Dividend (per Share)	Unit	Operation Period	Source of Dividend	Payment Date	Price	Div Yield	Par
SCB	20/04/2026	9.28	Baht	01/01/2025 - 31/12/2025	NP	07/05/2026	145.50	6.4%	10
SMART	20/04/2026	0.0675	Baht	01/01/2025 - 31/12/2025	NP	05/05/2026	0.63	10.7%	0.5
SMIT	20/04/2026	0.14	Baht	01/07/2025 - 31/12/2025	NP	07/05/2026	3.54	4.0%	1
TAIWANA113	20/04/2026	0.05097	Baht	-	-	10/06/2026	13.20	0.4%	-
YUASA	20/04/2026	0.9023	Baht	01/01/2025 - 31/12/2025	NP	08/05/2026	15.00	6.0%	1
BLA	21/04/2026	0.48	Baht	-	RE	-	20.60	2.3%	1
CRC	21/04/2026	1.11	Baht	01/01/2025 - 31/12/2025	NP	08/05/2026	19.20	5.8%	1
DELL19	21/04/2026	0.0165	Baht	-	-	29/05/2026	5.65	0.3%	-
HERMES80	21/04/2026	0.04731	Baht	-	-	20/05/2026	6.20	0.8%	-
KBANK	21/04/2026	12	Baht	-	RE	08/05/2026	192.00	6.3%	10
MODERN	21/04/2026	0.15	Baht	01/01/2025 - 31/12/2025	Both	07/05/2026	2.12	7.1%	1
SPA	21/04/2026	0.1	Baht	01/01/2025 - 31/12/2025	NP	07/05/2026	3.22	3.1%	0.25
STA	21/04/2026	0.5	Baht	-	RE	08/05/2026	17.70	2.8%	1
STGT	21/04/2026	0.5	Baht	-	RE	08/05/2026	11.10	4.5%	0.5
AIT	22/04/2026	0.21	Baht	01/01/2025 - 31/12/2025	NP	08/05/2026	4.84	4.3%	1
BBL	22/04/2026	8	Baht	-	RE	08/05/2026	167.50	4.8%	10
HMPRO	22/04/2026	0.22	Baht	01/07/2025 - 31/12/2025	NP	07/05/2026	6.25	3.5%	1
PSL	22/04/2026	0.1	Baht	-	RE	07/05/2026	6.80	1.5%	1
TACC	22/04/2026	0.21	Baht	01/01/2025 - 31/12/2025	NP	06/05/2026	5.50	3.8%	0.25
NER	23/04/2026	0.26	Baht	01/01/2025 - 31/12/2025	NP	07/05/2026	4.90	5.3%	0.5
ASML01	24/04/2026	0.0619	Baht	-	-	27/05/2026	36.00	0.2%	-
BR	24/04/2026	0.02	Baht	01/01/2025 - 31/12/2025	Both	15/05/2026	1.62	1.2%	5
NUT	24/04/2026	0.17	Baht	01/07/2025 - 31/12/2025	Both	13/05/2026	4.16	4.1%	0.5
THAI	24/04/2026	0.21	Baht	01/01/2025 - 31/12/2025	NP	18/05/2026	6.20	3.4%	1.3
TPS	24/04/2026	0.12	Baht	01/01/2025 - 31/12/2025	NP	19/05/2026	3.30	3.6%	0.5
UOB19	24/04/2026	0.1716	Baht	-	-	22/05/2026	9.30	1.8%	-
ADB	27/04/2026	0.03	Baht	-	RE	15/05/2026	0.58	5.2%	0.5
AMARC	27/04/2026	0.1	Baht	01/01/2025 - 31/12/2025	NP	08/05/2026	3.44	2.9%	0.5
ANI	27/04/2026	0.05	Baht	01/01/2025 - 31/12/2025	NP	19/05/2026	2.66	1.9%	0.5
JPARK	27/04/2026	0.1	Baht	01/01/2025 - 31/12/2025	NP	20/05/2026	2.96	3.4%	0.5
LHFG	27/04/2026	0.05	Baht	01/01/2025 - 31/12/2025	Both	15/05/2026	1.02	4.9%	1
LPH	27/04/2026	0.1	Baht	01/01/2025 - 31/12/2025	Both	08/05/2026	3.68	2.7%	0.5
QH	27/04/2026	0.07	Baht	01/07/2025 - 31/12/2025	NP	19/05/2026	1.40	5.0%	1
SRICHA	27/04/2026	1	Baht	-	RE	05/05/2026	14.20	7.0%	1
TITLE	27/04/2026	0.4	Baht	01/01/2025 - 31/12/2025	NP	15/05/2026	8.15	4.9%	0.5
TKS	27/04/2026	0.36	Baht	01/07/2025 - 31/12/2025	Both	14/05/2026	6.30	5.7%	1
TTB	27/04/2026	0.068	Baht	01/07/2025 - 31/12/2025	NP	20/05/2026	2.32	2.9%	0.95
APCO	28/04/2026	0.091	Baht	01/01/2025 - 31/12/2025	Both	13/05/2026	2.76	3.3%	0.5
III	28/04/2026	0.15	Baht	01/01/2025 - 31/12/2025	Both	15/05/2026	3.92	3.8%	0.5
IROYAL	28/04/2026	0.43	Baht	01/01/2025 - 31/12/2025	Both	15/05/2026	5.45	7.9%	0.5
JSP	28/04/2026	0.0474	Baht	01/01/2025 - 31/12/2025	NP	15/05/2026	1.96	2.4%	0.5
LVMH01	28/04/2026	0.1277	Baht	-	-	27/05/2026	11.20	1.1%	-
MCA	28/04/2026	0.044	Baht	01/01/2025 - 31/12/2025	NP	19/05/2026	1.17	3.8%	0.5
MPJ	28/04/2026	0.34	Baht	01/01/2025 - 31/12/2025	NP	19/05/2026	3.98	8.5%	0.5
MTC	28/04/2026	0.29	Baht	01/01/2025 - 31/12/2025	NP	15/05/2026	29.75	1.0%	1
SPREME	28/04/2026	0.12	Baht	01/01/2025 - 31/12/2025	NP	20/05/2026	1.60	7.5%	0.5
STEG19	28/04/2026	0.2671	Baht	-	-	29/05/2026	28.25	0.9%	-
SUN	28/04/2026	0.05	Baht	01/07/2025 - 31/12/2025	NP	20/05/2026	2.70	1.9%	0.5
UAC	28/04/2026	0.2	Baht	01/01/2025 - 31/12/2025	Both	15/05/2026	2.88	6.9%	0.5
WHAUP	28/04/2026	0.1925	Baht	01/01/2025 - 31/12/2025	Both	18/05/2026	4.48	4.3%	1
88TH	29/04/2026	0.185	Baht	01/01/2025 - 31/12/2025	NP	19/05/2026	4.96	3.7%	1
ACG	29/04/2026	0.04	Baht	01/01/2025 - 31/12/2025	Both	18/05/2026	0.66	6.1%	0.5
BBIK	29/04/2026	0.48	Baht	01/01/2025 - 31/12/2025	NP	20/05/2026	19.50	2.5%	0.5
BCH	29/04/2026	0.3	Baht	01/01/2025 - 31/12/2025	NP	22/05/2026	9.95	3.0%	1

Source: SET

Exhibit 20: Upcoming XD [3/7]

Symbol	X-Date	Dividend (per Share)	Unit	Operation Period	Source of Dividend	Payment Date	Price	Div Yield	Par
BIS	29/04/2026	0.04	Baht	01/07/2025 - 31/12/2025	NP	18/05/2026	2.02	2.0%	0.5
BJC	29/04/2026	0.36	Baht	01/07/2025 - 31/12/2025	NP	21/05/2026	14.90	2.4%	1
DTCI	29/04/2026	0.25	Baht	-	RE	22/05/2026	19.00	1.3%	10
EASON	29/04/2026	0.08	Baht	01/01/2025 - 31/12/2025	NP	15/05/2026	1.11	7.2%	1
INET	29/04/2026	0.126	Baht	01/01/2025 - 31/12/2025	NP	22/05/2026	3.56	3.5%	1
KKP	29/04/2026	4.2	Baht	01/01/2025 - 31/12/2025	NP	21/05/2026	78.50	5.4%	10
KLINIQ	29/04/2026	0.75	Baht	01/01/2025 - 31/12/2025	NP	21/05/2026	24.00	3.1%	0.5
LH	29/04/2026	0.12	Baht	01/07/2025 - 31/12/2025	Both	20/05/2026	3.78	3.2%	1
LOREAL80	29/04/2026	0.0263	Baht	-	-	27/05/2026	1.35	1.9%	-
MEDEZE	29/04/2026	0.08	Baht	01/01/2025 - 31/12/2025	Both	19/05/2026	6.35	1.3%	0.5
MOONG	29/04/2026	0.16	Baht	01/01/2025 - 31/12/2025	NP	19/05/2026	2.26	7.1%	0.5
MOSHI	29/04/2026	1.22	Baht	01/01/2025 - 31/12/2025	NP	22/05/2026	35.75	3.4%	1
PANEL	29/04/2026	0.033	Baht	01/01/2025 - 31/12/2025	NP	20/05/2026	1.21	2.7%	0.5
PCE	29/04/2026	0.08	Baht	01/01/2025 - 31/12/2025	NP	20/05/2026	2.62	3.1%	1
PROUD	29/04/2026	0.09	Baht	01/01/2025 - 31/12/2025	NP	18/05/2026	1.00	9.0%	1
READY	29/04/2026	0.15	Baht	01/07/2025 - 31/12/2025	Both	20/05/2026	3.22	4.7%	0.5
RPC	29/04/2026	0.01	Baht	01/01/2025 - 31/12/2025	Both	20/05/2026	0.44	2.3%	1
RPH	29/04/2026	0.18	Baht	01/07/2025 - 31/12/2025	NP	19/05/2026	4.94	3.6%	1
SAK	29/04/2026	0.2	Baht	01/01/2025 - 31/12/2025	NP	20/05/2026	3.30	6.1%	1
SALEE	29/04/2026	0.012	Baht	-	RE	22/05/2026	0.40	3.0%	0.25
SAMCO	29/04/2026	0.02	Baht	01/01/2025 - 31/12/2025	NP	20/05/2026	0.72	2.8%	1
SAPPE	29/04/2026	1.75	Baht	01/01/2025 - 31/12/2025	NP	21/05/2026	31.00	5.6%	1
SKR	29/04/2026	0.16	Baht	01/01/2025 - 31/12/2025	NP	15/05/2026	7.10	2.3%	0.5
TERA	29/04/2026	0.067	Baht	-	RE	20/05/2026	1.00	6.7%	0.5
TISCO	29/04/2026	5.75	Baht	01/01/2025 - 31/12/2025	NP	19/05/2026	113.50	5.1%	10
TISCO-P	29/04/2026	5.75	Baht	01/01/2025 - 31/12/2025	NP	19/05/2026	1,346.00	0.4%	10
TWPC	29/04/2026	0.114	Baht	01/01/2025 - 31/12/2025	NP	20/05/2026	3.04	3.8%	1
AHC	30/04/2026	0.52	Baht	-	RE	20/05/2026	13.80	3.8%	1
ASW	30/04/2026	0.5	Baht	01/01/2025 - 31/12/2025	NP	22/05/2026	7.25	6.9%	1
AURA	30/04/2026	0.56	Baht	01/01/2025 - 31/12/2025	NP	21/05/2026	14.20	3.9%	1
CIMBT	30/04/2026	0.059	Baht	01/01/2025 - 31/12/2025	NP	21/05/2026	0.37	15.9%	0.5
CPALL	30/04/2026	1.65	Baht	01/01/2025 - 31/12/2025	NP	22/05/2026	45.50	3.6%	1
CSS	30/04/2026	0.02	Baht	01/07/2025 - 31/12/2025	Both	22/05/2026	0.77	2.6%	0.5
D	30/04/2026	0.105	Baht	01/01/2025 - 31/12/2025	Both	19/05/2026	2.76	3.8%	0.5
DDD	30/04/2026	0.03	Baht	01/01/2025 - 31/12/2025	Both	22/05/2026	5.55	0.5%	1
GABLE	30/04/2026	0.32	Baht	01/01/2025 - 31/12/2025	NP	21/05/2026	3.96	8.1%	1
GYT	30/04/2026	8	Baht	01/01/2025 - 31/12/2025	NP	21/05/2026	184.00	4.3%	10
HTC	30/04/2026	0.54	Baht	01/07/2025 - 31/12/2025	NP	20/05/2026	15.50	3.5%	0.5
JUBILE	30/04/2026	0.14	Baht	01/07/2025 - 31/12/2025	NP	15/05/2026	7.30	1.9%	1
KISS	30/04/2026	0.1	Baht	01/07/2025 - 31/12/2025	Both	22/05/2026	3.36	3.0%	0.5
LRH	30/04/2026	1.45	Baht	-	RE	20/05/2026	33.75	4.3%	10
MGI	30/04/2026	0.25	Baht	01/01/2025 - 31/12/2025	NP	22/05/2026	5.30	4.7%	0.5
MICRO	30/04/2026	0.027	Baht	01/01/2025 - 31/12/2025	NP	22/05/2026	0.83	3.3%	1
MITLIB	30/04/2026	0.02	Baht	01/01/2025 - 31/12/2025	NP	18/05/2026	0.53	3.8%	0.5
NSL	30/04/2026	0.55	Baht	01/01/2025 - 31/12/2025	NP	18/05/2026	22.30	2.5%	1
PACO	30/04/2026	0.1	Baht	01/01/2025 - 31/12/2025	Both	18/05/2026	1.29	7.8%	0.5
PIMO	30/04/2026	0.026	Baht	01/07/2025 - 31/12/2025	NP	20/05/2026	1.00	2.6%	0.25
PR9	30/04/2026	0.3	Baht	01/07/2025 - 31/12/2025	NP	22/05/2026	16.70	1.8%	1
PREB	30/04/2026	0.2	Baht	01/01/2025 - 31/12/2025	NP	22/05/2026	3.80	5.3%	1
ROJNA	30/04/2026	0.5	Baht	-	RE	22/05/2026	5.30	9.4%	1
SABINA	30/04/2026	0.6	Baht	-	RE	19/05/2026	15.70	3.8%	1
SAUCE	30/04/2026	1.81	Baht	01/01/2025 - 31/12/2025	NP	19/05/2026	40.75	4.4%	1
SJWD	30/04/2026	0.3	Baht	01/07/2025 - 31/12/2025	NP	20/05/2026	7.60	3.9%	0.5
SMT	30/04/2026	0.03	Baht	-	RE	21/05/2026	1.29	2.3%	1

Source: SET

Exhibit 21: Upcoming XD [4/7]

Symbol	X-Date	Dividend (per Share)	Unit	Operation Period	Source of Dividend	Payment Date	Price	Div Yield	Par
SYNEX	30/04/2026	0.38	Baht	01/07/2025 - 31/12/2025	NP	12/05/2026	9.45	4.0%	1
TGH	30/04/2026	0.1	Baht	01/01/2025 - 31/12/2025	NP	25/05/2026	11.00	0.9%	10
TRUBB	30/04/2026	0.0031	Baht	01/01/2025 - 31/12/2025	NP	21/05/2026	1.18	0.3%	1
TRUBB	30/04/2026	36 : 1	Share	01/01/2025 - 31/12/2025	NP	21/05/2026	1.18	-	1
AMATA	05/05/2026	0.75	Baht	01/01/2025 - 31/12/2025	NP	26/05/2026	19.30	3.9%	1
BAM	05/05/2026	0.5	Baht	01/01/2025 - 31/12/2025	NP	22/05/2026	7.25	6.9%	5
BAY	05/05/2026	0.9	Baht	-	RE	21/05/2026	26.00	3.5%	10
BE8	05/05/2026	0.04	Baht	01/01/2025 - 31/12/2025	NP	22/05/2026	5.60	0.7%	0.5
BEC	05/05/2026	0.06	Baht	-	RE	21/05/2026	1.94	3.1%	1
COCOCO	05/05/2026	0.12	Baht	-	RE	22/05/2026	5.70	2.1%	0.5
CPF	05/05/2026	0.25	Baht	01/01/2025 - 31/12/2025	NP	22/05/2026	21.10	1.2%	1
EASTW	05/05/2026	0.01	Baht	01/01/2025 - 31/12/2025	Both	26/05/2026	2.94	0.3%	1
EKH	05/05/2026	0.3	Baht	01/01/2025 - 31/12/2025	Both	18/05/2026	5.00	6.0%	0.5
FLOYD	05/05/2026	0.1	Baht	01/01/2025 - 31/12/2025	NP	22/05/2026	1.11	9.0%	0.5
FPI	05/05/2026	0.04	Baht	01/07/2025 - 31/12/2025	NP	15/05/2026	1.68	2.4%	0.25
FTE	05/05/2026	0.09	Baht	01/07/2025 - 31/12/2025	NP	22/05/2026	2.02	4.5%	0.5
ICBC19	05/05/2026	0.0714	Baht	-	-	06/07/2026	2.90	2.5%	-
IND	05/05/2026	0.073	Baht	01/01/2025 - 31/12/2025	NP	20/05/2026	1.15	6.3%	0.5
IVL	05/05/2026	0.175	Baht	01/01/2025 - 31/12/2025	NP	22/05/2026	25.00	0.7%	1
KCG	05/05/2026	0.51	Baht	01/01/2025 - 31/12/2025	NP	22/05/2026	9.75	5.2%	1
KWM	05/05/2026	0.0307	Baht	-	RE	22/05/2026	0.85	3.6%	0.5
MANRIN	05/05/2026	0.25	Baht	01/01/2025 - 31/12/2025	Both	20/05/2026	23.10	1.1%	10
MINT	05/05/2026	0.4	Baht	01/01/2025 - 31/12/2025	NP	22/05/2026	22.10	1.8%	1
MOTHER	05/05/2026	0.034	Baht	01/01/2025 - 31/12/2025	NP	22/05/2026	1.14	3.0%	0.5
NEO	05/05/2026	1.35	Baht	01/01/2025 - 31/12/2025	NP	21/05/2026	19.20	7.0%	1
NEW	05/05/2026	1.6	Baht	01/01/2025 - 31/12/2025	NP	22/05/2026	125.50	1.3%	10
NPK	05/05/2026	0.25	Baht	-	RE	15/05/2026	13.80	1.8%	10
NYT	05/05/2026	0.5	Baht	01/01/2025 - 31/12/2025	NP	22/05/2026	4.36	11.5%	0.5
ONEE	05/05/2026	0.13	Baht	01/07/2025 - 31/12/2025	NP	20/05/2026	2.66	4.9%	2
ORN	05/05/2026	0.02	Baht	01/01/2025 - 31/12/2025	Both	22/05/2026	0.78	2.6%	1
PHG	05/05/2026	0.7	Baht	01/01/2025 - 31/12/2025	NP	27/05/2026	12.60	5.6%	1
PRAPAT	05/05/2026	0.04	Baht	01/01/2025 - 31/12/2025	NP	25/05/2026	0.73	5.5%	0.5
SANOFI80	05/05/2026	0.15275	Baht	-	-	02/06/2026	3.10	4.9%	-
SEAFCO	05/05/2026	0.12	Baht	01/01/2025 - 31/12/2025	NP	20/05/2026	2.44	4.9%	0.5
SICT	05/05/2026	0.025	Baht	01/01/2025 - 31/12/2025	NP	26/05/2026	2.38	1.1%	0.5
SINO	05/05/2026	0.028846	Baht	01/07/2025 - 31/12/2025	Both	22/05/2026	0.86	3.4%	0.5
SITHAI	05/05/2026	0.04	Baht	-	RE	22/05/2026	1.00	4.0%	1
SNNP	05/05/2026	0.345	Baht	01/01/2025 - 31/12/2025	NP	21/05/2026	7.30	4.7%	0.5
SNPS	05/05/2026	0.19	Baht	-	RE	15/05/2026	4.86	3.9%	1
SPBOND80	05/05/2026	0.02616	Baht	-	-	29/05/2026	8.35	0.3%	-
SSF	05/05/2026	0.3704	Baht	01/01/2025 - 31/12/2025	Both	21/05/2026	5.25	7.1%	1
SSP	05/05/2026	0.205	Baht	01/01/2025 - 31/12/2025	NP	21/05/2026	3.56	5.8%	1
TKC	05/05/2026	0.2	Baht	01/01/2025 - 31/12/2025	NP	20/05/2026	7.75	2.6%	1
TPBI	05/05/2026	0.23	Baht	01/01/2025 - 31/12/2025	NP	22/05/2026	3.22	7.1%	1
UBA	05/05/2026	0.09725	Baht	01/01/2025 - 31/12/2025	NP	20/05/2026	1.09	8.9%	0.5
VENTURE19	05/05/2026	0.1212	Baht	-	-	05/06/2026	3.88	3.1%	-
VRANDA	05/05/2026	0.185	Baht	01/01/2025 - 31/12/2025	NP	20/05/2026	4.26	4.3%	5
WINNER	05/05/2026	0.09	Baht	-	RE	19/05/2026	2.10	4.3%	0.25
ALUCON	06/05/2026	16	Baht	01/01/2025 - 31/12/2025	NP	15/05/2026	226.00	7.1%	10
AP	06/05/2026	0.52	Baht	01/01/2025 - 31/12/2025	NP	21/05/2026	8.60	6.0%	1
ARROW	06/05/2026	0.3	Baht	01/01/2025 - 31/12/2025	Both	22/05/2026	5.30	5.7%	1
BAFS	06/05/2026	0.22	Baht	01/07/2025 - 31/12/2025	NP	22/05/2026	8.50	2.6%	1
BKGI	06/05/2026	0.05	Baht	01/01/2025 - 31/12/2025	NP	28/05/2026	1.36	3.7%	0.5
BRR	06/05/2026	0.165	Baht	01/01/2025 - 31/12/2025	NP	22/05/2026	3.80	4.3%	1

Source: SET

Exhibit 22: Upcoming XD [5/7]

Symbol	X-Date	Dividend (per Share)	Unit	Operation Period	Source of Dividend	Payment Date	Price	Div Yield	Par
CENTEL	06/05/2026	0.67	Baht	01/01/2025 - 31/12/2025	NP	21/05/2026	33.25	2.0%	1
CHG	06/05/2026	0.05	Baht	01/01/2025 - 31/12/2025	NP	22/05/2026	1.44	3.5%	0.1
COLOR	06/05/2026	0.03	Baht	01/01/2025 - 31/12/2025	Both	22/05/2026	1.02	2.9%	1
CREDIT	06/05/2026	0.98	Baht	01/01/2025 - 31/12/2025	NP	22/05/2026	17.00	5.8%	5
DITTO	06/05/2026	0.25	Baht	01/01/2025 - 31/12/2025	NP	21/05/2026	10.70	2.3%	0.5
ILINK	06/05/2026	0.31	Baht	01/01/2025 - 31/12/2025	NP	21/05/2026	4.64	6.7%	1
IP	06/05/2026	0.073	Baht	01/01/2025 - 31/12/2025	NP	25/05/2026	4.02	1.8%	0.5
L&E	06/05/2026	0.04	Baht	-	RE	20/05/2026	1.24	3.2%	1
MATI	06/05/2026	0.1	Baht	-	RE	27/05/2026	3.04	3.3%	1
MFEC	06/05/2026	0.5	Baht	01/01/2025 - 31/12/2025	NP	15/05/2026	6.00	8.3%	1
NCP	06/05/2026	0.057	Baht	01/01/2025 - 31/12/2025	Both	22/05/2026	1.07	5.3%	0.5
NETBAY	06/05/2026	0.8	Baht	01/07/2025 - 31/12/2025	NP	20/05/2026	18.30	4.4%	1
PIS	06/05/2026	0.2	Baht	01/01/2025 - 31/12/2025	NP	27/05/2026	3.86	5.2%	0.5
PL	06/05/2026	0.062	Baht	01/01/2025 - 31/12/2025	NP	22/05/2026	1.30	4.8%	1
PMC	06/05/2026	0.018314	Baht	01/01/2025 - 31/12/2025	NP	26/05/2026	0.89	2.1%	1
PMC	06/05/2026	20 : 1	Share	01/01/2025 - 31/12/2025	NP	26/05/2026	0.89	-	1
PRAKIT	06/05/2026	0.9	Baht	01/01/2025 - 31/12/2025	NP	21/05/2026	11.70	7.7%	1
PRI	06/05/2026	0.1875	Baht	01/04/2025 - 31/12/2025	Both	27/05/2026	4.00	4.7%	0.5
PRM	06/05/2026	0.25	Baht	-	RE	26/05/2026	8.00	3.1%	1
ROCK	06/05/2026	1	Baht	01/01/2025 - 31/12/2025	NP	26/05/2026	10.70	9.3%	10
SELIC	06/05/2026	0.03522	Baht	01/01/2025 - 31/12/2025	NP	22/05/2026	2.50	1.4%	0.5
SELIC	06/05/2026	23 : 1	Share	01/01/2025 - 31/12/2025	NP	22/05/2026	2.50	-	0.5
SEMB19	06/05/2026	0.129	Baht	-	-	29/05/2026	5.75	2.2%	-
SPALI	06/05/2026	0.7	Baht	01/07/2025 - 31/12/2025	NP	19/05/2026	16.50	4.2%	1
SPI	06/05/2026	0.2	Baht	-	RE	21/05/2026	46.00	0.4%	1
SPI	06/05/2026	2 : 1	Share	-	RE	21/05/2026	46.00	-	1
STARM	06/05/2026	0.058	Baht	01/01/2025 - 31/12/2025	NP	26/05/2026	0.82	7.1%	0.5
TAN	06/05/2026	0.27	Baht	01/01/2025 - 31/12/2025	NP	26/05/2026	4.04	6.7%	1
TATG	06/05/2026	0.07	Baht	01/01/2025 - 31/12/2025	NP	22/05/2026	0.98	7.1%	1
TGE	06/05/2026	0.00319	Baht	-	RE	22/05/2026	1.20	0.3%	0.5
TOA	06/05/2026	0.39	Baht	01/07/2025 - 31/12/2025	NP	26/05/2026	12.80	3.0%	1
VIBHA	06/05/2026	0.06	Baht	01/01/2025 - 31/12/2025	NP	27/05/2026	1.40	4.3%	0.1
APP	07/05/2026	0.23	Baht	01/01/2025 - 31/12/2025	NP	20/05/2026	2.78	8.3%	0.5
ASEFA	07/05/2026	0.35	Baht	01/01/2025 - 31/12/2025	NP	21/05/2026	4.02	8.7%	1
AU	07/05/2026	0.25	Baht	01/01/2025 - 31/12/2025	NP	25/05/2026	4.84	5.2%	0.1
AWC	07/05/2026	0.08	Baht	01/01/2025 - 31/12/2025	Both	28/05/2026	2.18	3.7%	1
AYUD	07/05/2026	1.67	Baht	01/01/2025 - 31/12/2025	Both	29/05/2026	37.00	4.5%	1
BPS	07/05/2026	0.0125	Baht	01/01/2025 - 31/12/2025	Both	25/05/2026	0.42	3.0%	0.5
CCP	07/05/2026	0.01	Baht	01/01/2025 - 31/12/2025	NP	27/05/2026	0.26	3.8%	0.25
CH	07/05/2026	0.03	Baht	-	RE	26/05/2026	1.60	1.9%	0.5
CHARAN	07/05/2026	0.9	Baht	01/01/2025 - 31/12/2025	NP	28/05/2026	16.60	5.4%	10
CKP	07/05/2026	0.088	Baht	01/01/2025 - 31/12/2025	Both	22/05/2026	2.30	3.8%	1
ESTAR	07/05/2026	0.02	Baht	01/01/2025 - 31/12/2025	NP	26/05/2026	0.23	8.7%	1
FM	07/05/2026	0.2	Baht	01/07/2025 - 31/12/2025	NP	22/05/2026	4.26	4.7%	2
HARN	07/05/2026	0.12	Baht	01/01/2025 - 31/12/2025	NP	22/05/2026	2.00	6.0%	0.5
ICC	07/05/2026	0.7	Baht	-	RE	26/05/2026	24.00	2.9%	1
KTMS	07/05/2026	0.013	Baht	01/01/2025 - 31/12/2025	NP	26/05/2026	1.42	0.9%	0.5
KUMWEL	07/05/2026	0.06	Baht	01/01/2025 - 31/12/2025	NP	22/05/2026	1.09	5.5%	0.5
MENA	07/05/2026	0.015	Baht	01/01/2025 - 31/12/2025	NP	21/05/2026	0.66	2.3%	0.5
MFC	07/05/2026	1.25	Baht	01/01/2025 - 31/12/2025	NP	25/05/2026	22.20	5.6%	1
MGT	07/05/2026	0.065	Baht	01/07/2025 - 31/12/2025	NP	22/05/2026	1.89	3.4%	0.5
NKT	07/05/2026	0.18	Baht	01/01/2025 - 31/12/2025	NP	26/05/2026	4.16	4.3%	1
NNCL	07/05/2026	0.06	Baht	01/01/2025 - 31/12/2025	NP	25/05/2026	1.57	3.8%	1
NTF	07/05/2026	0.1145	Baht	01/10/2025 - 31/12/2025	NP	22/05/2026	12.80	0.9%	0.5

Source: SET

Exhibit 23: Upcoming XD [6/7]

Symbol	X-Date	Dividend (per Share)	Unit	Operation Period	Source of Dividend	Payment Date	Price	Div Yield	Par
OCC	07/05/2026	0.05	Baht	-	RE	27/05/2026	9.55	0.5%	1
OSP	07/05/2026	0.4	Baht	01/07/2025 - 31/12/2025	Both	28/05/2026	15.00	2.7%	1
PAF	07/05/2026	0.01	Baht	01/01/2025 - 31/12/2025	NP	25/05/2026	0.66	1.5%	0.51
PCC	07/05/2026	0.14	Baht	01/01/2025 - 31/12/2025	NP	28/05/2026	2.70	5.2%	1
PCSGH	07/05/2026	0.12	Baht	01/07/2025 - 31/12/2025	NP	21/05/2026	3.08	3.9%	1
PIN	07/05/2026	0.216	Baht	01/01/2025 - 31/12/2025	NP	22/05/2026	4.32	5.0%	1
RBF	07/05/2026	0.21	Baht	01/01/2025 - 31/12/2025	NP	22/05/2026	4.04	5.2%	1
S&J	07/05/2026	1.45	Baht	01/01/2025 - 31/12/2025	NP	27/05/2026	34.00	4.3%	1
SAFE	07/05/2026	0.41	Baht	01/01/2025 - 31/12/2025	NP	22/05/2026	6.00	6.8%	1
SAWAD	07/05/2026	0.35	Baht	01/01/2025 - 31/12/2025	NP	28/05/2026	22.90	1.5%	1
SC	07/05/2026	0.1	Baht	01/01/2025 - 31/12/2025	NP	26/05/2026	1.98	5.1%	1
SCAP	07/05/2026	0.07	Baht	01/01/2025 - 31/12/2025	Both	26/05/2026	1.07	6.5%	1
SHANG	07/05/2026	0.5	Baht	01/01/2025 - 31/12/2025	NP	26/05/2026	51.75	1.0%	10
SK	07/05/2026	0.03	Baht	01/01/2025 - 31/12/2025	Both	22/05/2026	0.55	5.5%	0.5
SKY	07/05/2026	0.3	Baht	01/01/2025 - 31/12/2025	NP	29/05/2026	12.60	2.4%	0.5
SO	07/05/2026	0.18	Baht	01/07/2025 - 31/12/2025	Both	20/05/2026	4.54	4.0%	1
SORKON	07/05/2026	0.25	Baht	01/01/2025 - 31/12/2025	NP	25/05/2026	3.92	6.4%	1
SPC	07/05/2026	1.6	Baht	01/01/2025 - 31/12/2025	NP	26/05/2026	55.25	2.9%	1
SSSC	07/05/2026	0.165	Baht	01/01/2025 - 31/12/2025	NP	25/05/2026	2.26	7.3%	1
SWC	07/05/2026	0.2	Baht	01/07/2025 - 31/12/2025	NP	22/05/2026	4.24	4.7%	0.5
TBN	07/05/2026	0.21	Baht	01/01/2025 - 31/12/2025	NP	27/05/2026	3.92	5.4%	0.5
TC	07/05/2026	0.3	Baht	01/01/2025 - 31/12/2025	NP	27/05/2026	5.50	5.5%	1
TEAMG	07/05/2026	0.16	Baht	01/01/2025 - 31/12/2025	NP	29/05/2026	2.88	5.6%	0.5
TLI	07/05/2026	0.6	Baht	01/01/2025 - 31/12/2025	NP	-	10.50	5.7%	1
TOPP	07/05/2026	4.42	Baht	01/01/2025 - 31/12/2025	NP	28/05/2026	135.00	3.3%	10
TPCS	07/05/2026	0.7	Baht	01/01/2025 - 31/12/2025	NP	22/05/2026	10.60	6.6%	1
WACOAL	07/05/2026	0.55	Baht	-	RE	26/05/2026	17.20	3.2%	1
WP	07/05/2026	0.3	Baht	01/01/2025 - 31/12/2025	Both	22/05/2026	3.76	8.0%	1
AKR	08/05/2026	0.065	Baht	01/01/2025 - 31/12/2025	NP	22/05/2026	0.92	7.1%	0.8
ALLA	08/05/2026	0.1	Baht	01/01/2025 - 31/12/2025	NP	22/05/2026	1.25	8.0%	0.5
CSR	08/05/2026	2.03	Baht	01/01/2025 - 31/12/2025	NP	28/05/2026	70.00	2.9%	10
ETC	08/05/2026	0.048	Baht	01/01/2025 - 31/12/2025	NP	21/05/2026	0.72	6.7%	0.5
FE	08/05/2026	8.5	Baht	01/01/2025 - 31/12/2025	Both	26/05/2026	172.00	4.9%	10
GTB	08/05/2026	0.06	Baht	01/01/2025 - 31/12/2025	NP	28/05/2026	0.75	8.0%	0.25
HUMAN	08/05/2026	0.2	Baht	01/01/2025 - 31/12/2025	NP	28/05/2026	4.26	4.7%	0.5
PJW	08/05/2026	0.11	Baht	01/01/2025 - 31/12/2025	NP	25/05/2026	2.08	5.3%	0.5
SANKO	08/05/2026	0.04	Baht	01/01/2025 - 31/12/2025	NP	25/05/2026	0.85	4.7%	0.5
SMD100	08/05/2026	0.06242	Baht	01/01/2025 - 31/12/2025	NP	26/05/2026	1.71	3.7%	0.5
TMAN	08/05/2026	0.32	Baht	01/01/2025 - 31/12/2025	NP	26/05/2026	12.90	2.5%	0.75
TPAC	08/05/2026	0.438	Baht	01/01/2025 - 31/12/2025	NP	27/05/2026	8.90	4.9%	1
TRT	08/05/2026	0.14	Baht	01/01/2025 - 31/12/2025	NP	28/05/2026	4.02	3.5%	1
TRUE	08/05/2026	0.12	Baht	01/10/2025 - 31/12/2025	Both	26/05/2026	14.20	0.8%	4
AKP	11/05/2026	0.046	Baht	01/01/2025 - 31/12/2025	NP	22/05/2026	0.68	6.8%	0.5
ILM	11/05/2026	0.75	Baht	01/01/2025 - 31/12/2025	NP	22/05/2026	13.50	5.6%	5
KAMART	11/05/2026	0.11	Baht	01/01/2025 - 31/12/2025	NP	26/05/2026	8.40	1.3%	0.6
M	11/05/2026	0.5	Baht	01/01/2025 - 31/12/2025	Both	26/05/2026	19.50	2.6%	1
MRDIYT	11/05/2026	0.06	Baht	01/01/2025 - 31/12/2025	NP	27/05/2026	8.70	0.7%	0.5
ORI	11/05/2026	0.049	Baht	01/10/2025 - 31/12/2025	Both	28/05/2026	1.82	2.7%	0.5
PB	11/05/2026	0.79	Baht	01/07/2025 - 31/12/2025	Both	27/05/2026	49.75	1.6%	1
PPM	11/05/2026	0.05	Baht	01/01/2025 - 31/12/2025	NP	22/05/2026	1.32	3.8%	0.5
TFMAMA	11/05/2026	2.02	Baht	01/07/2025 - 31/12/2025	Both	20/05/2026	188.00	1.1%	1
TRP	11/05/2026	0.25	Baht	01/01/2025 - 31/12/2025	NP	27/05/2026	4.44	5.6%	0.5
TRU	11/05/2026	0.25	Baht	01/01/2025 - 31/12/2025	Both	25/05/2026	3.96	6.3%	1
UMI	11/05/2026	0.04	Baht	01/01/2025 - 31/12/2025	NP	28/05/2026	0.70	5.7%	1

Source: SET

Exhibit 24: Upcoming XD [7/7]

Symbol	X-Date	Dividend (per Share)	Unit	Operation Period	Source of Dividend	Payment Date	Price	Div Yield	Par
WHA	11/05/2026	0.1438	Baht	01/01/2025 - 31/12/2025	Both	28/05/2026	4.18	3.4%	0.1
CM	12/05/2026	0.031	Baht	01/01/2025 - 31/12/2025	NP	28/05/2026	1.66	1.9%	1
LPGOLD13	12/05/2026	0.05602	Baht	-	-	03/08/2026	2.80	2.0%	-
PG	12/05/2026	0.5	Baht	-	RE	27/05/2026	6.75	7.4%	1
SENX	12/05/2026	0.0047	Baht	01/01/2025 - 31/12/2025	NP	22/05/2026	0.23	2.0%	0.5
SMO	12/05/2026	0.2	Baht	-	RE	29/05/2026	5.00	4.0%	1
BGC	13/05/2026	0.04	Baht	01/07/2025 - 31/12/2025	NP	27/05/2026	5.60	0.7%	5
K	13/05/2026	0.03	Baht	-	RE	28/05/2026	1.05	2.9%	0.5
SENA	13/05/2026	0.138295	Baht	01/01/2025 - 31/12/2025	NP	25/05/2026	1.89	7.3%	1
WINDOW	13/05/2026	0.03	Baht	01/01/2025 - 31/12/2025	NP	28/05/2026	0.75	4.0%	0.5
CHAO	14/05/2026	0.17	Baht	01/01/2025 - 31/12/2025	NP	29/05/2026	4.36	3.9%	1
ANTA13	15/05/2026	0.0262	Baht	-	-	24/06/2026	1.97	1.3%	-
BWG	15/05/2026	0.0075	Baht	01/01/2025 - 31/12/2025	NP	29/05/2026	0.32	2.3%	0.25
POPMART80	15/05/2026	0.1117	Baht	-	-	24/06/2026	5.95	1.9%	-
TENCENT01	15/05/2026	0.0431	Baht	-	-	24/06/2026	4.64	0.9%	-
TENCENT13	15/05/2026	0.04354	Baht	-	-	24/06/2026	4.08	1.1%	-
TENCENT19	15/05/2026	0.1084	Baht	-	-	30/06/2026	10.20	1.1%	-
TENCENT80	15/05/2026	0.21678	Baht	-	-	25/06/2026	20.50	1.1%	-
MSFT01	21/05/2026	0.0061	Baht	-	-	06/07/2026	3.58	0.2%	-
MSFT03	21/05/2026	0.00463	Baht	-	-	09/07/2026	2.42	0.2%	-
MSFT19	21/05/2026	0.0081	Baht	-	-	26/06/2026	4.06	0.2%	-
MSFT80	21/05/2026	0.01437	Baht	-	-	06/07/2026	6.05	0.2%	-
NONGFU80	21/05/2026	0.04635	Baht	-	-	11/09/2026	1.95	2.4%	-
CHHONGQ19	22/05/2026	0.6791	Baht	-	-	06/07/2026	15.30	4.4%	-
AIA19	28/05/2026	0.0587	Baht	-	-	30/06/2026	3.60	1.6%	-
PINGAN01	02/06/2026	0.1661	Baht	-	-	10/08/2026	5.90	2.8%	-
PINGAN80	02/06/2026	0.0824	Baht	-	-	11/08/2026	2.52	3.3%	-
CHMOBILE19	05/06/2026	0.0944	Baht	-	-	13/07/2026	3.34	2.8%	-
SUNNY19	05/06/2026	0.0499	Baht	-	-	13/07/2026	2.48	2.0%	-
SUNNY80	05/06/2026	0.04982	Baht	-	-	21/07/2026	2.54	2.0%	-
SP500US19	12/06/2026	0.0288	Baht	-	-	03/07/2026	12.50	0.2%	-
PETROCN80	18/06/2026	0.11793	Baht	-	-	26/08/2026	4.48	2.6%	-
SINOBI019	24/06/2026	0.0415	Baht	-	-	17/08/2026	5.30	0.8%	-
KUAISH01	29/06/2026	0.0349	Baht	-	-	21/08/2026	2.34	1.5%	-
KUAISH80	29/06/2026	0.02856	Baht	-	-	21/08/2026	1.87	1.5%	-
DISNEY19	30/06/2026	0.1027	Baht	-	-	07/08/2026	15.70	0.7%	-
HANSOH19	03/07/2026	0.0332	Baht	-	-	17/08/2026	6.65	0.5%	-
UNIQLO80	28/08/2026	0.05475	Baht	-	-	01/12/2026	12.90	0.4%	-

Source: SET

Exhibit 25: New securities

Derivative Warrants	Trade Date	Underlying	Issuer	DW Type	Market	Maturity Date	Exercise Price (Baht)
CCET13C2609A	03/04/2026	CCET	KGI	Call	SET	08/09/2026	7.2
CPALL41C2609A	03/04/2026	CPALL	JPM	Call	SET	08/09/2026	57
DOHOME19C2701T	03/04/2026	DOHOME	YUANTA	Call	SET	14/01/2027	4.48
IVL41C2609A	03/04/2026	IVL	JPM	Call	SET	08/09/2026	33
KBANK41C2609A	03/04/2026	KBANK	JPM	Call	SET	08/09/2026	242
PTTGC41C2609A	03/04/2026	PTTGC	JPM	Call	SET	08/09/2026	47
SAWAD41C2609A	03/04/2026	SAWAD	JPM	Call	SET	08/09/2026	34.5
TFG41C2609A	03/04/2026	TFG	JPM	Call	SET	08/09/2026	11.5

Source: SET