

2 APRIL 2026

SPOTLIGHT ON THAILAND

Published Reports

- DELTA ELECTRONICS (DELTA TB) - AI is taking off; Upgrade to BUY TP THB300.00

Economics

- Commercial EVs picked to propel Thai boom
- SEC bans auditor after Stark scandal
- Panel slashes GDP growth forecast
- Banks raise reserves to deal with effects of war
- Fuel crisis powers surge in EV interest in Asia
- Thai business group cuts 2026 GDP growth forecast to 1.2%-1.6%

Corporate News

- Centara and OR Launch Budget Hotel Joint Venture to Tap into Road-Trip Market
- SC Asset revamps brand as strategy evolves

Indices	Index as of 1-Apr-26	Change -1D (%)	Change YTD (%)	Net Foreign YTD (USD m)
Thailand SET	1,471	1.6	16.8	763
China SHCOMP	3,949	1.5	(0.5)	
Hong Kong HSI	25,294	2.0	(1.3)	
India SENSEX	73,134	1.6	(14.2)	(13,695)
Indonesia JCI	7,184	1.9	(16.9)	(1,957)
Korea KOSPI	5,479	8.4	30.0	(37,148)
MY FBMKLCI	1,709	1.1	1.7	
PH PCOMP	5,999	0.8	(0.9)	119
SG FSSTI	4,976	1.8	7.1	
Taiwan TWSE	33,175	4.6	14.5	(18,164)
VN VNINDEX	1,703	1.7	(4.6)	(1,141)
MSCI Emerging	1,458	4.3	3.8	

Nikkei 225	53,740	5.2	6.8	
FTSE 100	10,365	1.9	4.4	
CAC 40	7,981	2.1	(2.1)	
DAX	23,299	2.7	(4.9)	
Dow Jones	46,566	0.5	(3.1)	
Nasdaq	21,841	1.2	(6.0)	
S&P 500	6,575	0.7	(3.9)	
Brent	101.16	(2.7)	66.2	
Dubai	94.90	(4.0)	55.4	
WTI	100.12	(1.2)	72.3	
GOLD	4,758.57	0.7	10.9	

Trade data (THB m)	Buy (THB m)	Sell (THB m)	Net (THB m)	Share (%) (THB m)
Foreign	43,756	39,746	4,010	50
Retail	26,034	30,940	(4,906)	34
Prop Trade	7,759	5,144	2,615	8
Local Institution	5,330	7,048	(1,718)	7
Total Trade	82,878	82,878	0	100

Rates	Last close 01/04/2026	1M ago 02/03/2026	End last yr 31/12/2025	1yr ago 01/04/2025
THB/USD	32.57	31.45	31.51	34.10
Inflation *	(0.88)	(0.66)	(0.28)	1.08
MLR **	6.38	6.44	6.47	6.88
1Y Fixed *	0.84	0.84	0.88	1.54
Govt bond 10Y	2.13	1.71	1.64	1.97

Commodity (USD/bbl)	Last close 01/04/2026	1M ago 27/02/2026	End last yr 31/12/2025	1yr ago 01/04/2025
Brent	101.16	72.48	60.85	74.49
Dubai	94.90	71.86	61.08	76.73
WTI	100.12	71.23	57.42	71.71
Gold	4,759	5,322	4,319	3,134
Baltic Dry	1,995	2,140	1,877	1,587
(USD/ton)	27-Mar-26	20-Feb-26	19-Dec-25	28-Mar-25
Coal	136.53	118.29	110.10	91.64
% change	26.4	15.4	24.0	49.0

* chg y-y% last at end of most recent month end; ** Avg of 4 major banks;

Sources: Bloomberg, except coal from BANPU

FSSIA Thailand Research

Jitra Amornthum License no. 014530, Head of Research | +66 2646 9966 | jitra.a@fssia.com
 Songklod Wongchai License no. 018086 | +66 2646 9970 | songklod.won@fssia.com
 Veeravat Virochpoka License no. 047077 | +66 2646 9965 | veeravat.v@fssia.com
 Usanee Liurut License no. 017928 | +66 2646 9758 | usanee.l@fssia.com
 Sureeporn Teewasuwet License no. 040694 | +66 2646 9972 | sureeporn.t@fssia.com
 Thanyatorn Songwutti License no. 101203 | +66 2646 9963 | thanyatorn.s@fssia.com
 Kampon Akaravarinchai License no. 115855 | +66 2646 9964 | kampon.a@fssia.com
 Vatcharut Vacharawongsith License no. 018301 | +66 2646 9969 | vatcharut.v@fssia.com
 Peemapon Nunthakunatip, RA

Thailand Equity Sales:

Manida Sithiseree | +66 2611 3590/91 | manida.s@fnsyrus.com
 Chaiyon Rerkkriengkrai | +66 2611 3592/93 | chaiyon.r@fnsyrus.com
 Napaporn Klongvanitchakij | +66 2611 3582/83 | napaporn.k@fnsyrus.com
 Rattana Detphattharakoson | +66 2611 3580/71 | rattana.d@fnsyrus.com
 Siriluk Kiatkosolkul | +66 2611 3584/85 | siriluk.k@fnsyrus.com

Thailand Equity Trading:

DISCLAIMER: Some directors and management of Finansia Syrus Securities Public Co., Ltd. also serve as a director and management of AEONTS, BAFS, BCPG, BE8, DV8, EA, FPT, FSX, KDH, SVI, VNG, WP, XO.

Finansia Syrus Securities Public Company Limited and FSS International Investment Advisory Securities Company Limited are subsidiaries of Finansia X Public Company Limited, with shared directors or executives.

THIS UNEDITED REPORT IS PREPARED UNDER TIME CONSTRAINT BY FSS INTERNATIONAL INVESTMENT ADVISORY SECURITIES CO., LTD. (FSSIA). ALL VIEWS EXPRESSED IN THIS REPORT ACCURATELY REFLECT THE PERSONAL VIEW OF THE ANALYST(S) WITH REGARD TO ANY AND ALL OF THE SUBJECT SECURITIES, COMPANIES OR ISSUERS MENTIONED IN THIS REPORT; AND (II) NO PART OF THE COMPENSATION OF THE ANALYST(S) WAS, IS, OR WILL BE, DIRECTLY OR INDIRECTLY, RELATED TO THE SPECIFIC RECOMMENDATIONS OR VIEWS EXPRESSED HEREIN. The information herein has been obtained from sources believed to be reliable and accurate; however FSSIA makes no representation as to the accuracy and completeness of such information. Information and opinions expressed herein are subject to change without notice. FSSIA has no intention to solicit investors to buy or sell any security in this report.

Published Reports

DELTA ELECTRONICS (DELTA TB) - AI is taking off; Upgrade to BUY TP THB300.00

1Q26 earnings to reach a new high

We expect 1Q26 earnings to reach a record THB8.33b (+16.1% q-q, +67.1% y-y), driven by strong revenue. Despite weaker EV demand and a stronger baht, solid AI growth should more than offset the impact. The company started booking revenue from its new product (power supply for liquid cooling systems) in March, after a delay from 4Q25. Raw material conditions remain tight, similar to 4Q25, but a better product mix should keep gross margin high at 28.6%, in line with 4Q25 and up from 25.6% in 1Q25. Expenses should ease, helped by lower royalty fees (as orders are based on in-house technology) and lower US tariffs.

AI market outlook remains strong

Gartner expects global AI spending to grow 44% y-y to USD2.52t in 2026, with a two-year CAGR of 37.8%. AI infrastructure remains the largest segment (54.9%), while AI data and cybersecurity are the fastest growing. Overall, major research firms expect AI market growth of 25–30% CAGR over 2025–30. NVIDIA's revenue is projected to grow at 48.9% CAGR in 2026–28E, with profit growing even faster at 58.3%. Its CEO also expects AI infrastructure spending to grow at a 54.3% CAGR, reaching USD3–4t by 2030.

War impact remains limited, but risks remain

Some raw material costs (metals and plastic-related components) have increased, but the overall impact is still manageable due to their small cost share and diversified sourcing. The company should be able to pass on higher costs to customers. Electricity costs account for only about 0.4% of revenue; a 10% increase would reduce profit by around 0.25%. Key risks include upstream supply shortages, which could affect the supply chain. A 1 ppt drop in gross margin would reduce profit by about 6.3% and lower our TP by THB18.

Upgrade to BUY with TP at THB300

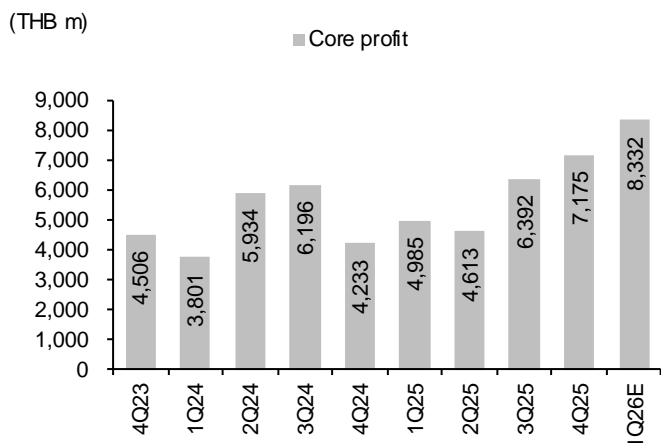
Stronger 1Q26 earnings and improving orders in 2Q26 (with a full-quarter contribution from AI products) support the potential for record earnings each quarter this year. We raise our 2026–28E earnings by 18–33%, implying a three-year CAGR of 32.1%, with AI revenue expected to reach 42.4% of total revenue by 2028 (48.5% CAGR). We roll forward our valuation to a 2027 TP of THB300 (based on 80x P/E, +1.0 SD). While growth remains strong, the high valuation suggests higher share price volatility. We recommend BUY for investors with higher risk tolerance.

Exhibit 1: DELTA – 1Q26 earnings preview

	1Q25	2Q25	3Q25	4Q25	1Q26E	Change		2025	2026E	Change	% 1Q26E
	(THB m)	(THB m)	(THB m)	(THB m)	(THB m)	(q-q%)	(y-y%)	(THB m)	(THB m)	(y-y%)	to 2026E
Sales	42,736	44,490	53,214	57,714	60,031	4.0	40.5	198,153	255,489	28.9	23.5
Cost of sales	31,809	33,381	38,129	41,228	42,862	4.0	34.7	144,547	181,397	25.5	23.6
Gross profit	10,927	11,109	15,085	16,485	17,169	4.1	57.1	53,606	74,092	38.2	23.2
SG&A	5,227	6,011	7,580	8,462	7,804	(7.8)	49.3	27,280	35,002	28.3	22.3
Operating profit	5,700	5,098	7,504	8,024	9,365	16.7	64.3	26,326	39,090	48.5	24.0
Interest expense	18	12	7	26	27	3.6	46.1	64	108	69.6	25.0
Tax expense	784	768	1,289	1,230	1,413	14.8	80.1	4,073	5,062	24.3	27.9
Other gain (Loss)	503	103	1,164	80	0	nm	nm	1,850	0	nm	nm
Reported net profit	5,488	4,629	7,441	7,256	8,332	14.8	51.8	24,814	35,434	42.8	23.5
Core profit	4,985	4,613	6,392	7,175	8,332	16.1	67.1	23,165	35,434	53.0	23.5
Key Ratios (%)						(ppt)	(ppt)			(ppt)	(ppt)
Gross margin	25.6	25.0	28.3	28.6	28.6	0.0	3.0	27.1	29.0	1.9	
SG&A to sales	12.2	13.5	14.2	14.7	13.0	(1.7)	0.8	13.8	13.7	(0.1)	
Operating margin	13.3	11.5	14.1	13.9	15.6	1.7	2.3	13.3	15.3	2.0	
Net margin	12.8	10.4	14.0	12.6	13.9	1.3	1.0	12.5	13.9	1.3	
Core margin	11.7	10.4	12.0	12.4	13.9	1.4	2.2	11.7	13.9	2.2	
Operating Statistics											
THB total revenue (THB m)	42,736	44,490	53,214	57,714	60,031	4.0	40.5	198,153	255,489	28.9	23.5
FX rate (THB/USD)	34.0	33.3	32.3	32.2	31.7	(1.4)	(6.6)	32.9	33.0	0.4	
USD total revenue (USD m)	1,245	1,334	1,652	1,795	1,894	5.5	52.1	6,026	7,742	28.5	24.5
Technical service fees (THB m)	1,860	1,954	2,784	2,892	2,401	(17.0)	29.1	9,490	12,263	29.2	19.6
% to sales	4.4	4.4	5.2	5.0	4.0	(1.0)	(0.4)	4.8	4.8	0.0	
Revenue by segment (USD m)											
Power Electronics	725	751	1,082	1,272	1,408	10.7	94.2	3,830	5,362	40.0	66.8
Mobility	287	294	235	183	174	(5.2)	(39.5)	1,000	946	(5.4)	81.6
Infrastructure	199	249	290	290	265	(8.6)	33.2	1,029	1,235	20.0	71.7
Automation	33	37	40	43	42	(2.3)	27.3	152	182	20.0	72.4
Revenue contribution (%)											
Power Electronics	58.2	56.3	65.5	70.9	74.4	3.5	16.1	63.6	69.3	5.7	
Mobility	23.1	22.0	14.2	10.2	9.2	(1.0)	(13.9)	16.6	12.2	(4.4)	
Infrastructure	16.0	18.7	17.6	16.2	14.0	(2.2)	(2.0)	17.1	15.9	(1.1)	
Automation	2.7	2.8	2.4	2.4	2.2	(0.2)	(0.4)	2.5	2.4	(0.2)	

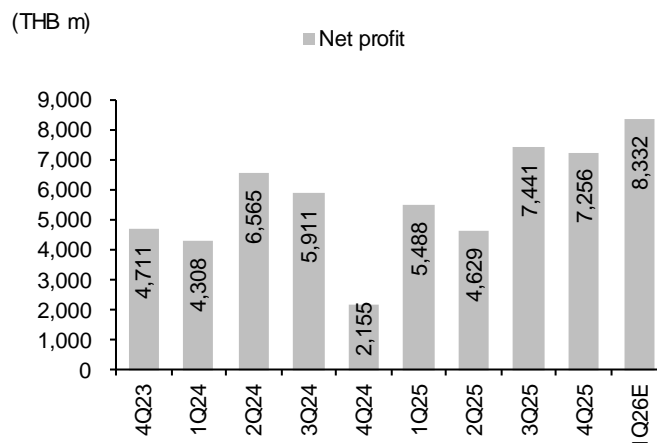
Sources: DELTA, FSSIA estimates

Exhibit 2: Quarterly core profit



Sources: DELTA, FSSIA estimates

Exhibit 3: Quarterly net profit



Sources: DELTA, FSSIA estimates

Exhibit 4: Changes in key assumptions for DELTA

	Current			Previous			Change		
	2026E (THB m)	2027E (THB m)	2028E (THB m)	2026E (THB m)	2027E (THB m)	2028E (THB m)	2026E (%)	2027E (%)	2028E (%)
Total sale value (THB m)	255,489	317,176	382,873	233,211	271,616	327,099	9.6	16.8	17.1
Costs	181,397	222,658	267,245	166,280	192,304	232,241	9.1	15.8	15.1
Gross profit	74,092	94,519	115,628	66,932	79,312	94,859	10.7	19.2	21.9
SG&A expense	35,002	43,136	52,071	33,582	39,384	47,429	4.2	9.5	9.8
Interest expense	108	117	105	60	57	76	80.0	105.3	38.2
Reported net profit	35,434	46,367	57,178	30,132	36,058	42,848	17.6	28.6	33.4
Core profit	35,434	46,367	57,178	30,132	36,058	42,848	17.6	28.6	33.4
Key ratios (%)									
Total revenue growth	28.9	24.1	20.7	17.7	16.5	20.4	11.2	7.7	0.3
Net profit growth	42.8	30.9	23.3	21.4	19.7	18.8	21.4	11.2	4.5
Core profit growth	53.0	30.9	23.3	30.1	19.7	18.8	22.9	11.2	4.5
Gross margin	29.0	29.8	30.2	28.7	29.2	29.0	0.3	0.6	1.2
SG&A to sales	13.7	13.6	13.6	14.4	14.5	14.5	(0.7)	(0.9)	(0.9)
Net margin	13.9	14.6	14.9	12.9	13.3	13.1	0.9	1.3	1.8
Core margin	13.9	14.6	14.9	12.9	13.3	13.1	0.9	1.3	1.8
Effective tax rate	12.5	12.5	12.5	12.5	12.5	12.5	0.0	0.0	0.0
Operating statistics									
Total revenue (USD m)	7,742	9,611	11,602	7,288	8,488	10,222	6.2	13.2	13.5
FX rate (THB/USD)	33.0	33.0	33.0	32.0	32.0	32.0	3.1	3.1	3.1
Power electronics (USD m)	5,362	6,971	8,698	4,975	5,992	7,477	7.8	16.3	16.3
Mobility (USD m)	946	994	1,093	946	994	1,093	0.0	0.0	0.0
Infrastructure (USD m)	1,235	1,420	1,562	1,183	1,302	1,432	4.3	9.1	9.1
Automation (USD m)	182	210	231	167	184	202	9.1	14.0	14.0

Source: FSSIA estimates

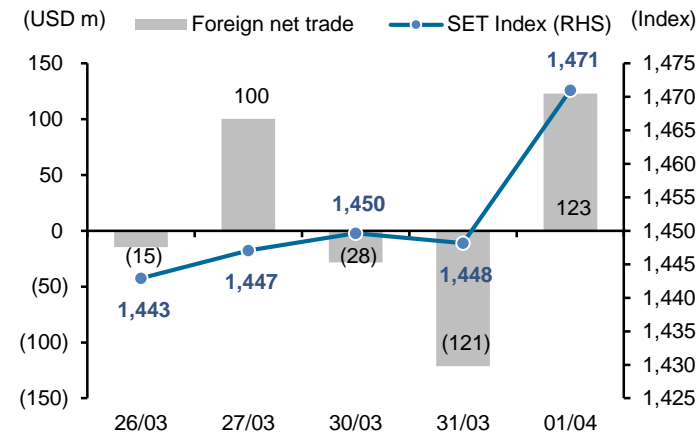
Economic news

- **[Commercial EVs picked to propel Thai boom](#)** BANGKOK POST: Thailand's battery electric vehicle (BEV) market is expected to gain significant momentum this year, with sales projected to surpass 120,000 units partially due to soaring oil prices, says the Electric Vehicle Association of Thailand (EVAT). On March 25, domestic oil prices spiked by 6 baht per litre following heightened tensions in the Middle East conflict. Domestic fuel prices remain volatile and could climb higher, said Suroj Sangsanit, president of EVAT. "Passenger car BEVs and electric commercial vehicles such as trucks, vans and pickups will be the main drivers of growth this year," he said. EVAT is monitoring consumer interest at the 47th Bangkok International Motor Show, which runs from March 25 to April 5. According to the Federation of Thai Industries, domestic BEV sales surged 80% last year to 120,301 units. While rising oil prices may discourage purchases of internal combustion engine (ICE) cars, Mercedes-Benz Thailand chief executive Christian Schell cautioned that the shift to BEVs may not be dramatic as Thai consumers have options such as hybrid and plug-in hybrid vehicles, which continue to rely on oil. China's BEV brands are expanding aggressively in Thailand, attracted by government incentives under the EV 3.0 and EV 3.5 schemes, which provide tax cuts and subsidies to manufacturers. EVAT believes 2026 will be a breakthrough year for commercial BEVs as logistics firms, transport operators and government agencies look to reduce fuel costs.
- **[SEC bans auditor after Stark scandal](#)** BANGKOK POST: The Securities and Exchange Commission (SEC) has intensified enforcement in the high-profile accounting scandal of Stark Corp, filing a criminal complaint and imposing a six-year ban on an auditor from Deloitte for serious professional misconduct. The regulator filed a complaint with the Department of Special Investigation (DSI) against Nantawat Sumraunhant, a capital market auditor affiliated with Deloitte Touche Tohmatsu Jaiyos Audit Co Ltd, citing severe violations of auditing standards. According to the SEC, Mr Nantawat failed to comply with auditing standards in a material and systemic manner during his audit of Stark and its subsidiaries. These failures were deemed to have facilitated financial fraud and the manipulation of financial statements, the regulator noted. The SEC revoked his capital market auditor licence and imposed a six-year ban, effective yesterday, during which any application for reinstatement will not be considered. In July 2023, the regulator filed complaints with the DSI against Stark and 10 former directors and executives over alleged falsification of accounting records between 2021 and 2022. Authorities found the company and its subsidiaries recorded false statements in financial documents, misled investors through bond offering filings and prospectuses, and concealed material facts in disclosure documents. "The conduct was classified as fraudulent and deceptive, resulting in financial damage to investors," said the SEC statement.
- **[Panel slashes GDP growth forecast](#)** BANGKOK POST: The Joint Standing Committee on Commerce, Industry and Banking (JSCCIB) has lowered its Thai GDP growth forecast to a range of 1.2-1.6%, citing the ongoing energy crisis triggered by war in the Middle East. The previous projection was 1.6-2.0%. Kriengkrai Thiennukul, chairman of the Federation of Thai Industries (FTI) who chaired the JSCCIB meeting on Wednesday, warned that prolonged conflict could push global crude oil prices even higher, worsening Thailand's economic slowdown and raising living costs. The outlook for exports is bleak, he noted, with a contraction of 0.5-1.5% expected. Inflation in 2026 was revised to 2-3%, compared with a previous estimate of 0.2-0.7%. The committee urged the government to take immediate steps to manage energy prices and provide relief for small and medium-sized enterprises (SMEs) and vulnerable households. The FTI is also calling on the government to implement urgent measures, including a possible excise tax reduction on fuel to help SMEs cope with escalating operating costs driven by surging global crude oil prices. Mr Kriengkrai said earlier SMEs, which account for 80-90% of Thailand's economy, are struggling under the weight of higher transport, logistics and manufacturing costs. The FTI wants the government to consider reducing the excise tax to lower retail fuel prices, curb inflation, and protect consumer purchasing power.
- **[Banks raise reserves to deal with effects of war](#)** BANGKOK POST: Thai banks are increasing their loan-loss reserves to prepare for the impact of a prolonged war in the Middle East and to support a growing number of vulnerable customers. Given the slower growth of the Thai economy, existing vulnerable groups, particularly small businesses and households, have weaker debt repayment capacity, said Payong Srivanich, chairman of the Thai Bankers' Association. The conflict has expanded the pool of vulnerable borrowers, so banks need to emphasise management of both existing vulnerable segments and newly emerging at-risk groups, he said on Wednesday after a meeting of the Joint Standing Committee on Commerce, Industry and Banking. "Some strong groups are now becoming vulnerable due to surging oil and raw material prices, as businesses must adapt their models because traditional approaches are no longer profitable under current conditions," said Mr Payong. Uncertainty about the war, along with rising energy and raw material prices as well as higher transport costs, has made it difficult for business operators to assess the situation, he said. As a result, some have temporarily suspended production.
- **[Fuel crisis powers surge in EV interest in Asia](#)** BANGKOK POST: Motorists across the Asia-Pacific region are switching to electric vehicles at a rapid pace, as rising fuel costs due to the Middle East war force consumers and companies to reconsider their reliance on petrol and diesel vehicles. The US-Israeli war on Iran has nearly halted shipments through the Strait of Hormuz, which in normal times carries about a fifth of the world's crude oil and liquefied natural gas, in what the International Energy Agency has called the most substantial supply disruption ever. More than 80% of the crude that passes through the strait is headed for Asia, making the region one of the hardest hit by the oil shock and leaving both consumers and governments to find ways to ease the rising cost burden. Australia, a country heavily reliant on fuel for transport across its vast landscape, experienced a 100% uptick in EV loans in March, as more consumers visit showrooms, according to a report from National Australia Bank (NAB), the country's second-largest lender. Inquiries for EV-related lending from companies have increased 88%, it said.

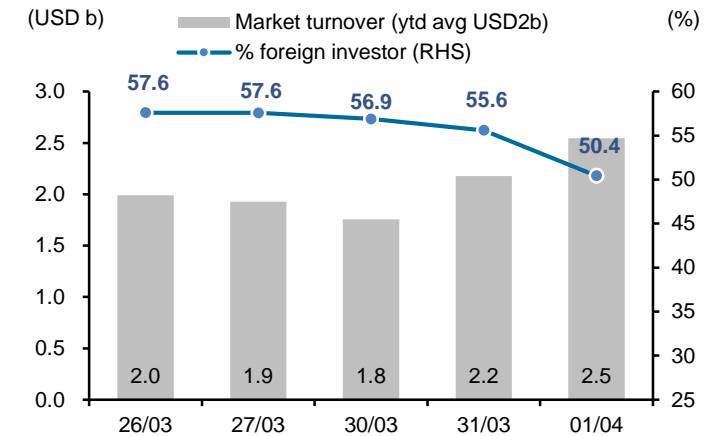
- [Thai business group cuts 2026 GDP growth forecast to 1.2%-1.6%](#) BANGKOK POST: Thailand's economy is expected to grow by 1.2% to 1.6% this year, a leading business group said on Wednesday, cutting its outlook from an earlier growth forecast of 1.6% to 2.0%. The Joint Standing Committee on Commerce, Industry and Banking (JSCCIB) maintained its forecast for exports, a key driver of Thai growth, saying they were expected to fall by 0.5% to 1.5%. The Thai economy has been hurt by rising oil prices, the group said in a statement. Foreign tourist arrivals could drop by one million over the next three months, it said. The group's inflation forecast for this year has been adjusted up to 2.0% to 3.0%, from 0.2% to 0.7% previously. Southeast Asia's second-largest economy, which has lagged regional peers since the coronavirus 2019 (Covid-19) pandemic, expanded 2.4% last year, with exports up 12.9%. The government is planning an oil tax cut, a borrowing guarantee for the oil subsidy fund and other support measures to mitigate the impact of rising oil prices.

Corporate news

- [Centara and OR Launch Budget Hotel Joint Venture to Tap into Road-Trip Market](#) THE NATION: Thai hotel giant Centara and retailer OR to invest 700m baht in a new budget brand, targeting motorists across 2,000 PTT service stations nationwide. Centara Hotels & Resorts, Thailand's leading hotel operator, has entered into a strategic joint venture with PTT Oil and Retail Business (OR) to develop a new chain of budget hotels. The collaboration aims to diversify Centara's portfolio and capture the growing demand for convenient accommodation along major transport routes. The deal, valued at approximately 700 million baht, sees Centara take a 51% controlling stake, with OR holding the remaining 49%. The venture will leverage OR's vast 'physical platform'—specifically its network of over 2,000 PTT Stations—to provide travellers with clean, safe, and cost-effective lodging options. In the first phase of the roll-out, the partners intend to open six hotels between 2027 and 2028. The pilot properties will be situated in high-potential locations, including Bangkok, Kanchanaburi, Ayutthaya, Phuket, Chonburi, and Songkhla. The hotel concept is tailored for domestic tourists, business travellers, and those navigating inter-regional road networks. While regional sites will typically offer 69–80 rooms with rates between 800 and 900 baht per night, the Bangkok site is slated for a larger 120-room capacity, with pricing ranging from 1,200 to 1,300 baht.
- [SC Asset revamps brand as strategy evolves](#) BANGKOK POST: SC Asset Corporation Plc has embarked on a major rebranding to reflect a fundamental transformation in how it operates, grows and creates value amid an increasingly volatile global environment. "The shift is rooted in a clear belief: businesses that remain unchanged for too long risk becoming irrelevant," said Nuttaphong Kunakornwong, chief executive officer of SC Asset. "In a world reshaped by rapid technological change, geopolitical uncertainty and post-pandemic behavioural shifts, we have committed to evolving continuously." At the core of this transformation is a diversified portfolio built around three business engines: residential development as a profit generator, recurring-income properties such as hotels and warehouses as growth drivers, and new ventures in non-real estate sectors -- particularly health and wellness -- as future engines. This broader scope prompted the company to rethink its brand identity. "If we expand into new businesses but keep the same image, it becomes difficult for people to understand who we are," Mr Nuttaphong said. "Rebranding is the clearest way to communicate change." The new identity reflects a dual transformation -- both internal and external. While organisational reform and business diversification have been ongoing, the new logo and visual system serve as a signal to new audiences, from business partners to customers across multiple sectors. The design is intentionally open-ended, allowing for interpretation and evolution, mirroring the company's belief in adaptability and long-term sustainability. Notably, SC has removed the word "Asset" from its logo to reflect a broader purpose beyond profit. The company now emphasises a balance of profit, people and planet -- a philosophy embedded in its new visual identity, which features a more neutral, flexible design and a wider colour palette. The shift also signals a move away from being perceived solely as a property developer towards becoming a multi-dimensional organisation.

Exhibit 5: Foreign fund flow and SET Index

Source: Bloomberg

Exhibit 6: Foreign participation

Source: Bloomberg

Exhibit 7: Index performance

	SET Index		Index performance (% change)									
	Index	(%chg)	Energy	Bank	Comu	Commerce	Food	Property	Construct	Transport	Petrochem	
% of SET Index			19%	13%	10%	6%	4%	4%	2%	7%	2%	
Current	1,470.99	1.6	(0.4)	1.1	(0.9)	1.8	0.8	1.7	0.6	3.0	(1.0)	
-5D	1,457.91	0.9	3.7	0.8	(0.0)	2.8	4.8	0.9	5.1	3.9	11.7	
-1M	1,466.51	0.3	1.2	0.3	0.4	(4.9)	2.3	(3.4)	(5.2)	0.9	24.9	
-3M	1,259.67	16.8	20.9	6.9	17.2	4.0	3.4	9.2	8.0	0.3	54.6	
-6M	1,288.29	14.2	18.4	20.3	22.6	(12.4)	(4.4)	3.6	(7.3)	(2.8)	23.0	
-1Y	1,172.69	25.4	19.4	20.8	25.0	(17.7)	(3.9)	5.4	18.1	2.9	48.2	
WTD	1,447.05	1.7	1.2	0.9	1.6	5.1	1.9	3.1	2.4	3.0	8.2	
MTD	1,448.14	1.6	(0.4)	1.1	(0.9)	1.8	0.8	1.7	0.6	3.0	(1.0)	
QTD	1,448.14	1.6	(0.4)	1.1	(0.9)	1.8	0.8	1.7	0.6	3.0	(1.0)	
End of last year	1,259.67	16.8	20.9	6.9	17.2	4.0	3.4	9.2	8.0	0.3	54.6	

Source: Bloomberg

Exhibit 8: Trade by investor types

	SET Index		Exchange rate (USD:THB)	SET Index		Equity trading / Net position				Bond Net foreign (USD m)
	Index	Change (y-y%)		Average daily turnover (THB m)	(USD m)	Foreign (USD m)	Retail (USD m)	PropTrade (USD m)	Local Inst (USD m)	
2020	1,449.35	(8.3)	31.29	67,335	2,152	(8,287)	6,873	459	953	(1,005)
2021	1,657.62	14.4	32.00	88,443	2,764	(1,632)	3,630	435	(2,330)	6,550
2022	1,668.66	15.1	34.78	53,589	1,541	5,362	(656)	56	(4,758)	4,111
2023	1,415.85	(15.2)	34.81	51,072	1,467	(5,507)	3,348	(146)	2,305	318
2024	1,400.21	(1.1)	35.26	45,039	1,277	(4,132)	2,680	7	1,443	(615)
2025	1,259.67	(10.0)	32.88	40,477	1,231	(3,210)	4,783	(411)	(1,158)	2,340
2026YTD	1,470.99	16.8	32.88	65,025	1,978	640	481	224	(1,473)	652
1Q25	1,158.09	(16.0)	33.95	42,528	1,253	(1,172)	1,625	(297)	(157)	405
2Q25	1,089.56	(16.2)	33.09	40,328	1,219	(1,165)	1,603	(77)	(358)	1,051
3Q25	1,274.17	(12.1)	32.30	44,797	1,387	(544)	351	(161)	354	14
4Q25	1,259.67	(10.0)	32.16	34,634	1,077	(331)	1,204	123	(997)	876
1Q26	1,448.14	25.0	31.61	64,562	2,042	640	631	144	(1,420)	748
2Q26	1,470.99	35.0	32.57	82,878	2,544	0	(151)	80	(53)	(96)
Jan-26	1,325.62	0.8	31.28	46,231	1,478	141	511	296	(947)	1,429
Feb-26	1,528.26	27.0	31.24	72,529	2,321	1,743	(1,484)	237	(496)	352
Mar-26	1,448.14	25.0	32.31	74,926	2,319	(1,243)	1,605	(389)	23	(1,033)
Apr-26	1,470.99	22.9	32.57	82,878	2,544	0	(151)	80	(53)	(96)
2026YTD	1,470.99	16.8	32.88	65,025	1,978	640	481	224	(1,473)	652
26/03/2026	1,442.92		32.82	65,311	1,990	(15)	7	8	0	(51)
27/03/2026	1,447.05		32.88	63,398	1,928	100	(55)	25	(70)	(14)
30/03/2026	1,449.62		32.85	57,708	1,757	(28)	23	40	(35)	(71)
31/03/2026	1,448.14		32.97	71,801	2,178	(121)	46	35	41	(133)
01/04/2026	1,470.99		32.57	82,878	2,544	123	(151)	80	(53)	(96)

Source: Bloomberg

Exhibit 9: Upcoming events

Date Time	Event	Period	Survey	Actual	Prior
4/01/2026 3:30	Business Sentiment Index	Mar	--	47.7	49.6
4/03/2026 3:30	Gross International Reserves	27-Mar	--	--	\$280.0b
4/03/2026 3:30	Forward Contracts	27-Mar	--	--	\$22.1b
4/06/2026 23:30	CPI YoY	Mar	--	--	-0.88%
4/06/2026 23:30	CPI NSA MoM	Mar	--	--	-0.24%
4/06/2026 23:30	CPI Core YoY	Mar	--	--	0.56%
4/06/2026-4/16/2026	Consumer Confidence	Mar	--	--	53.7
4/06/2026-4/16/2026	Consumer Confidence Economic	Mar	--	--	47.3
4/20/2026-4/25/2026	Car Sales	Mar	--	--	48242
4/20/2026-4/26/2026	Customs Exports YoY	Mar	--	--	9.90%
4/20/2026-4/26/2026	Customs Imports YoY	Mar	--	--	31.80%
4/20/2026-4/26/2026	Customs Trade Balance	Mar	--	--	-\$2834m
4/26/2026-4/29/2026	Mfg Production Index ISIC NSA YoY	Mar	--	--	-0.04%
4/26/2026-4/29/2026	Capacity Utilization ISIC	Mar	--	--	58.21
4/29/2026 3:00	BoT Benchmark Interest Rate	29-Apr	--	--	1.00%
4/30/2026 3:00	BoP Current Account Balance	Mar	--	--	\$2116m
4/30/2026 3:30	Exports YoY	Mar	--	--	10.60%
4/30/2026 3:30	Exports	Mar	--	--	\$29328m
4/30/2026 3:30	Imports YoY	Mar	--	--	31.70%
4/30/2026 3:30	Imports	Mar	--	--	\$28744m
4/30/2026 3:30	Trade Balance	Mar	--	--	\$584m
4/30/2026 3:30	BoP Overall Balance	Mar	--	--	\$373m

Source: Bloomberg

Exhibit 10: Management trading

Company	Management	Securities	Transaction	Shares	Price (THB)	Action	Value (THBm)
Charoong Thai Wire & Cable (CTW)	Suvit Veerapong	Common Shares	3/31/2026	9,000	4.22	Buy	0.04
G-Able (GABLE)	Nuannit Hongprapawong	Common Shares	3/30/2026	10,000	3.86	Buy	0.04
Syntec Construction (SYNTEC)	Nayot Pisantanakul	Common Shares	3/30/2026	100,000	1.68	Buy	0.17
Syntec Construction (SYNTEC)	Nayot Pisantanakul	Common Shares	4/1/2026	60,500	1.63	Buy	0.10
BKI Holdings (BKIH)	Chai Sophonpanich	Common Shares	4/1/2026	23,200	323.59	Buy	7.51
BETAGRO (BTG)	Dulaya Phuangthong	Common Shares	3/30/2026	10,000	24.30	Sell	0.24
Food Moments (FM)	Phaksarath Sirawisetsorn	Common Shares	3/31/2026	135,000	4.06	Buy	0.55
Food Moments (FM)	Sumate Masileerungsri	Common Shares	3/31/2026	12,000	4.11	Sell	0.05
Firetrade Engineering (FTE)	Taksin Tantipijit	Common Shares	3/31/2026	78,000	1.98	Buy	0.15
Malee Sampran Factory (MALEE)	Roongchat Boonyarat	Common Shares	3/4/2026	6,300	4.22	Buy	0.03
Malee Sampran Factory (MALEE)	Roongchat Boonyarat	Common Shares	3/9/2026	270,200	4.96	Buy	1.34
Malee Sampran Factory (MALEE)	Roongchat Boonyarat	Common Shares	3/10/2026	252,000	4.94	Buy	1.24
Malee Sampran Factory (MALEE)	Roongchat Boonyarat	Common Shares	3/26/2026	25,000	4.06	Buy	0.10
Malee Sampran Factory (MALEE)	Roongchat Boonyarat	Common Shares	3/27/2026	5,900	4.10	Buy	0.02
Malee Sampran Factory (MALEE)	Roongchat Boonyarat	Common Shares	3/30/2026	60,000	4.09	Buy	0.25
Malee Sampran Factory (MALEE)	Roongchat Boonyarat	Common Shares	3/31/2026	122,600	4.17	Buy	0.51
Mitsib Leasing (MITSIB)	Nitipat Yongsanguanchai	Common Shares	3/31/2026	41,200	0.52	Buy	0.02
MR. D.I.Y. Holding (Thailand) (MRDIYT)	Kanoklada Rerkasem	Common Shares	3/19/2026	10,000	8.83	Buy	0.09
Intermedical Care and Lab Hospital (IMH)	Sittiwat Kamkatwong	Common Shares	3/31/2026	4,000	3.11	Buy	0.01
World Flex (WFX)	Chawalit Tiyadechachai	Common Shares	3/31/2026	7,700	1.19	Buy	0.01
World Flex (WFX)	Chawalit Tiyadechachai	Common Shares	3/31/2026	70,000	1.20	Buy	0.08
Aqua Corp (AQUA)	Shine Bunnag	Common Shares	3/31/2026	20,000	0.13	Buy	0.00
Eastern Power Group (EP)	Yuth Chinpakkul	Common Shares	3/31/2026	32,100	1.14	Buy	0.04
SPT X (SPTX)	Rassapoom Sumaetheiwit	Common Shares	3/31/2026	14,000,000,000	0.01	Sell	140.00
ALT Telecom (ALT)	Preeyaporn Tangpaosak	Common Shares	3/25/2026	200	1.04	Buy	0.00
ALT Telecom (ALT)	Preeyaporn Tangpaosak	Common Shares	3/25/2026	200	1.05	Buy	0.00
ALT Telecom (ALT)	Preeyaporn Tangpaosak	Common Shares	3/30/2026	600	1.05	Buy	0.00
ALT Telecom (ALT)	Preeyaporn Tangpaosak	Common Shares	3/30/2026	2,000	1.04	Buy	0.00
Absolute Clean Energy (ACE)	Teerawut Songmetta	Common Shares	4/1/2026	9,820,000	1.28	Buy	12.57

Source: SEC

Exhibit 11: Upcoming XM

Symbol	X-Date	Meeting Date	Agenda	Meeting Place / Channel for Inquiry
CSR	02/04/2026	30/04/2026	Cash dividend payment, Changing The director(s)	At the Guest Lounge, 2nd Floor, Navatane Golf Course Clubhouse, No. 22, Navatane Road, Ram Inthra Sub-district, Khan Na Yao District, Bangkok 10230
SOLAR	02/04/2026	30/04/2026	Omitted dividend payment, Capital increase, Changing The director(s), To consider and approve the amendment of Article of the Company's Memorandum of Association to reflect the capital reduction	The Magnolia 1 Room, TK Palace Hotel & Convention, located at 54/7 Chaengwattana Rd., Soi Changwattana 15, Thungsonghong, Laksi, Bangkok, 10210, Thailand.
TNPC	02/04/2026	24/04/2026	Omitted dividend payment, Changing The director(s)	Ballroom 3, Shangri-La Hotel, Located at 89 Soi Wat Suan Plu, New Road, Bangrak, Bangkok 10500 (On-site)
AHC	07/04/2026	07/05/2026	Changing The director(s)	Electronic meeting
CP TREIT	07/04/2026	-	Fund management, Financial position and performance, Appointment of auditors and audit costs, Acknowledgment of the distribution of benefits from 2025 performance	Email : ir@cplrg.co.th 2) Registered mail with acknowledgement CP Land REIT Growth Company Limited, Address : 3 CP Tower 2, 10th Floor, Ratchadaphisek Road, Din Daeng Subdistrict, Din Daeng District, Bangkok 10400 16/04/2026 - 30/04/2026
SE-ED	07/04/2026	29/04/2026	Omitted dividend payment, Changing The director(s)	Conference room 11A of the Interlink Tower Bangna Building, 9 Floor, ("Nation Tower" - old name) Debaratna Road, Bangna Tai, Bangna, Bangkok, Thailand.
HEALTH	08/04/2026	30/04/2026	Omitted dividend payment, Changing The director(s)	Electronic meeting
HYDRO	08/04/2026	29/04/2026	Omitted dividend payment, Change of par value	Main conference room, headquarters, 8th floor, 4/103 W building, Moo 11, Lat Sawai Subdistrict, Lam Luk Ka District, Pathum Thani 12150, Thailand
KPNREIT	08/04/2026	29/04/2026	Fund management, Financial position and performance, Appointment of auditors and audit costs	KPN Tower
TCOAT	08/04/2026	30/04/2026	Cash dividend payment, Changing The director(s)	At Thai coating Industrial Public Company Limited 99/9 Moo 5 Sai 304 Road , Nongprong , Srirahapo, Prachinburi 25140
TSI	08/04/2026	30/04/2026	Omitted dividend payment, Changing The director(s)	Grand Centre Point Ploenchit, Bangkok, Witthayu Room, No. 100 Witthayu Road, Lumpini, Pathumwan, Bangkok 10330
TPL	09/04/2026	27/04/2026	Omitted dividend payment, Changing The director(s), To consider and approve the amalgamation	Electronic meeting
SAM	10/04/2026	30/04/2026	Omitted dividend payment, Changing The director(s)	Ramada Plaza by Wyndham Bangkok Menam, Nan-Sindhu Room
TWZ	16/04/2026	18/05/2026	Capital increase, The issuance of convertible securities, To consider and approve the amendment of Article of the Company's Memorandum of Association to reflect the capital reduction	Electronic meeting
EMPIRE	21/04/2026	29/05/2026	Acquisition and disposition of assets / Acquisition or Disposition of Assets	via electronic means at the Company's head office, No. 89, AIA Capital Center Building, 9th Floor, Room 901, Ratchadaphisek Road, Din Daeng Subdistrict, Din Daeng District, Bangkok
SPTX	21/04/2026	29/05/2026	Capital increase, Acquisition and disposition of assets / Acquisition or Disposition of Assets, Increasing the company's registered capital and amending Article 4 of the Memorandum of Association. - Allocating additional shares for private placement	Electronic meeting

Source: SET

Exhibit 12: Upcoming XR

Symbol	X-Date	Announce Date	Rights for	Subscription Price	Unit	Subscription Ratio (Holding:New)	Subscription Period	Allotted Shares (Shares)
SPTX	03/04/2026	13/11/2025	Warrants	-	Baht	4 : 1	-	52161220385
HEALTH	08/04/2026	23/12/2025	Warrants	-	Baht	4 : 1	-	147487144
TWZ	16/04/2026	30/03/2026	Common	0.01	Baht	1 : 3	15/06/2026 - 19/06/2026	59582718639
TWZ	16/04/2026	30/03/2026	Warrants	-	Baht	2 : 1	-	29791359320
NKI	29/04/2026	26/02/2026	Common	15	Baht	3.16667 : 1	20/05/2026 - 26/05/2026	12000000
PANEL	29/04/2026	24/02/2026	Warrants	-	Baht	4 : 1	-	47500000
PANEL	29/04/2026	24/02/2026	Warrants	-	Baht	8 : 1	-	23750000
IVF	07/05/2026	27/02/2026	Warrants	-	Baht	3.2 : 1	-	137500000
CIG	08/05/2026	02/03/2026	Common	0.03	Baht	1 : 2	26/05/2026 - 02/06/2026	7473155398
BC	19/06/2026	27/02/2026	Warrants	-	Baht	10 : 1	-	60537945

Source: SET

Exhibit 13: Upcoming XD [1/7]

Symbol	X-Date	Dividend (per Share)	Unit	Operation Period	Source of Dividend	Payment Date	Price	Div Yield	Par
CSCO06	02/04/2026	0.01621	Baht	-	-	15/05/2026	3.18	0.5%	-
AXP06	03/04/2026	0.00651	Baht	-	-	29/05/2026	2.46	0.3%	-
TME23	03/04/2026	0.02469	Baht	-	-	13/05/2026	0.98	2.5%	-
ATP30	07/04/2026	0.04	Baht	01/01/2025 - 31/12/2025	Both	24/04/2026	0.85	4.7%	0.25
DCC	07/04/2026	0.01	Baht	01/10/2025 - 31/12/2025	NP	30/04/2026	1.29	0.8%	0.1
JPMUS06	07/04/2026	0.0137	Baht	-	-	29/05/2026	3.22	0.4%	-
JPMUS19	07/04/2026	0.082	Baht	-	-	29/05/2026	19.30	0.4%	-
SMPC	07/04/2026	0.3	Baht	01/07/2025 - 31/12/2025	NP	30/04/2026	9.30	3.2%	1
DBS19	08/04/2026	0.1993	Baht	-	-	05/05/2026	14.70	1.4%	-
JD80	08/04/2026	0.15702	Baht	-	-	20/05/2026	4.70	3.3%	-
TCOAT	08/04/2026	0.5	Baht	-	RE	26/05/2026	27.75	1.8%	10
BLC	09/04/2026	0.05	Baht	01/01/2025 - 31/12/2025	NP	30/04/2026	3.88	1.3%	0.5
BTNC	09/04/2026	1.5	Baht	01/01/2025 - 31/12/2025	NP	29/04/2026	19.80	7.6%	10
CRM01	09/04/2026	0.0037	Baht	-	-	20/05/2026	3.38	0.1%	-
CRM06	09/04/2026	0.00482	Baht	-	-	20/05/2026	2.44	0.2%	-
CRM80	09/04/2026	0.01389	Baht	-	-	20/05/2026	6.10	0.2%	-
GC	09/04/2026	0.22	Baht	01/07/2025 - 31/12/2025	NP	30/04/2026	4.60	4.8%	0.5
GPI	09/04/2026	0.07	Baht	01/06/2025 - 31/12/2025	NP	27/04/2026	1.66	4.2%	0.5
MA80	09/04/2026	0.00275	Baht	-	-	04/06/2026	1.62	0.2%	-
ORCL01	09/04/2026	0.0072	Baht	-	-	21/05/2026	2.98	0.2%	-
ORCL06	09/04/2026	0.00548	Baht	-	-	08/05/2026	1.91	0.3%	-
ORCL19	09/04/2026	0.0133	Baht	-	-	08/05/2026	4.76	0.3%	-
S11	09/04/2026	0.14	Baht	01/01/2025 - 31/12/2025	NP	30/04/2026	3.94	3.6%	1
AUCT	10/04/2026	0.205	Baht	01/07/2025 - 31/12/2025	Both	30/04/2026	5.05	4.1%	0.25
CATL01	10/04/2026	0.0652	Baht	-	-	08/06/2026	5.95	1.1%	-
CATL80	10/04/2026	0.31754	Baht	-	-	10/06/2026	26.50	1.2%	-
KTB	10/04/2026	2.24	Baht	01/01/2025 - 31/12/2025	NP	30/04/2026	35.50	6.3%	5.15
KTB-P	10/04/2026	2.3945	Baht	01/01/2025 - 31/12/2025	NP	30/04/2026	167.50	1.4%	5.15
KTC	10/04/2026	1.77	Baht	01/01/2025 - 31/12/2025	NP	30/04/2026	30.75	5.8%	1
MRVL06	10/04/2026	0.00167	Baht	-	-	27/05/2026	3.46	0.0%	-
MRVL80	10/04/2026	0.00196	Baht	-	-	27/05/2026	3.48	0.1%	-
QTC	10/04/2026	0.2	Baht	-	RE	30/04/2026	3.64	5.5%	1
TPLAS	10/04/2026	0.04	Baht	01/01/2025 - 31/12/2025	Both	08/05/2026	1.20	3.3%	0.5
WASH	10/04/2026	0.1066	Baht	01/01/2025 - 31/12/2025	NP	29/04/2026	5.20	2.1%	0.5
ABBV19	16/04/2026	0.0455	Baht	-	-	29/05/2026	7.00	0.7%	-
BANPU	16/04/2026	0.18	Baht	-	RE	29/04/2026	5.95	3.0%	1
BPP	16/04/2026	0.35	Baht	01/07/2025 - 31/12/2025	NP	28/04/2026	12.30	2.8%	10
MEB	16/04/2026	1.1	Baht	01/01/2025 - 31/12/2025	NP	05/05/2026	14.30	7.7%	0.5
TCAP	16/04/2026	2.2	Baht	-	RE	30/04/2026	57.50	3.8%	10
TCAP-P	16/04/2026	2.2	Baht	-	RE	30/04/2026	560.00	0.4%	10
TMT	16/04/2026	0.1	Baht	01/01/2025 - 31/12/2025	NP	30/04/2026	3.84	2.6%	1
CFARM	17/04/2026	0.02	Baht	01/01/2025 - 31/12/2025	Both	07/05/2026	0.83	2.4%	1
IT	17/04/2026	0.21	Baht	01/01/2025 - 31/12/2025	NP	05/05/2026	4.06	5.2%	1
KWC	17/04/2026	11.5	Baht	01/01/2025 - 31/12/2025	NP	05/05/2026	270.00	4.3%	10
MAJOR	17/04/2026	0.25	Baht	01/01/2025 - 31/12/2025	NP	06/05/2026	7.50	3.3%	1
MNSO80	17/04/2026	0.30753	Baht	-	-	26/05/2026	13.50	2.3%	-
STP	17/04/2026	0.42	Baht	01/07/2025 - 31/12/2025	NP	08/05/2026	10.50	4.0%	1
TOG	17/04/2026	0.3	Baht	01/07/2025 - 31/12/2025	Both	06/05/2026	6.75	4.4%	1
UKEM	17/04/2026	0.015	Baht	01/01/2025 - 31/12/2025	NP	07/05/2026	0.88	1.7%	0.25
CPAXT	20/04/2026	0.53	Baht	01/01/2025 - 31/12/2025	NP	07/05/2026	16.20	3.3%	1
FERRARI80	20/04/2026	0.0132	Baht	-	-	28/05/2026	1.13	1.2%	-
KGI	20/04/2026	0.31	Baht	01/01/2025 - 31/12/2025	NP	07/05/2026	4.40	7.0%	1
MCS	20/04/2026	0.7	Baht	01/01/2025 - 31/12/2025	NP	07/05/2026	9.55	7.3%	1
PLANB	20/04/2026	0.0435	Baht	-	RE	08/05/2026	4.06	1.1%	0.1

Source: SET

Exhibit 14: Upcoming XD [2/7]

Symbol	X-Date	Dividend (per Share)	Unit	Operation Period	Source of Dividend	Payment Date	Price	Div Yield	Par
SCB	20/04/2026	9.28	Baht	01/01/2025 - 31/12/2025	NP	07/05/2026	145.00	6.4%	10
SMART	20/04/2026	0.0675	Baht	01/01/2025 - 31/12/2025	NP	05/05/2026	0.64	10.5%	0.5
SMIT	20/04/2026	0.14	Baht	01/07/2025 - 31/12/2025	NP	07/05/2026	3.54	4.0%	1
TAIWANA113	20/04/2026	0.05097	Baht	-	-	10/06/2026	13.70	0.4%	-
YUASA	20/04/2026	0.9023	Baht	01/01/2025 - 31/12/2025	NP	08/05/2026	15.00	6.0%	1
BLA	21/04/2026	0.48	Baht	-	RE	-	20.30	2.4%	1
CRC	21/04/2026	1.11	Baht	01/01/2025 - 31/12/2025	NP	08/05/2026	19.10	5.8%	1
DELL19	21/04/2026	0.0165	Baht	-	-	29/05/2026	5.50	0.3%	-
HERMES80	21/04/2026	0.04731	Baht	-	-	20/05/2026	6.25	0.8%	-
KBANK	21/04/2026	12	Baht	-	RE	08/05/2026	192.50	6.2%	10
MODERN	21/04/2026	0.15	Baht	01/01/2025 - 31/12/2025	Both	07/05/2026	2.08	7.2%	1
SPA	21/04/2026	0.1	Baht	01/01/2025 - 31/12/2025	NP	07/05/2026	3.28	3.0%	0.25
STA	21/04/2026	0.5	Baht	-	RE	08/05/2026	17.70	2.8%	1
STGT	21/04/2026	0.5	Baht	-	RE	08/05/2026	11.00	4.5%	0.5
AIT	22/04/2026	0.21	Baht	01/01/2025 - 31/12/2025	NP	08/05/2026	4.82	4.4%	1
BBL	22/04/2026	8	Baht	-	RE	08/05/2026	168.50	4.7%	10
HMPRO	22/04/2026	0.22	Baht	01/07/2025 - 31/12/2025	NP	07/05/2026	6.30	3.5%	1
PSL	22/04/2026	0.1	Baht	-	RE	07/05/2026	6.90	1.4%	1
TACC	22/04/2026	0.21	Baht	01/01/2025 - 31/12/2025	NP	06/05/2026	5.50	3.8%	0.25
NER	23/04/2026	0.26	Baht	01/01/2025 - 31/12/2025	NP	07/05/2026	4.86	5.3%	0.5
ASML01	24/04/2026	0.0619	Baht	-	-	27/05/2026	36.50	0.2%	-
BR	24/04/2026	0.02	Baht	01/01/2025 - 31/12/2025	Both	15/05/2026	1.62	1.2%	5
NUT	24/04/2026	0.17	Baht	01/07/2025 - 31/12/2025	Both	13/05/2026	4.16	4.1%	0.5
THAI	24/04/2026	0.21	Baht	01/01/2025 - 31/12/2025	NP	18/05/2026	6.40	3.3%	1.3
TPS	24/04/2026	0.12	Baht	01/01/2025 - 31/12/2025	NP	19/05/2026	3.30	3.6%	0.5
UOB19	24/04/2026	0.1716	Baht	-	-	22/05/2026	9.45	1.8%	-
ADB	27/04/2026	0.03	Baht	-	RE	15/05/2026	0.58	5.2%	0.5
AMARC	27/04/2026	0.1	Baht	01/01/2025 - 31/12/2025	NP	08/05/2026	3.44	2.9%	0.5
ANI	27/04/2026	0.05	Baht	01/01/2025 - 31/12/2025	NP	19/05/2026	2.68	1.9%	0.5
JPARK	27/04/2026	0.1	Baht	01/01/2025 - 31/12/2025	NP	20/05/2026	2.98	3.4%	0.5
LHFG	27/04/2026	0.05	Baht	01/01/2025 - 31/12/2025	Both	15/05/2026	1.02	4.9%	1
LPH	27/04/2026	0.1	Baht	01/01/2025 - 31/12/2025	Both	08/05/2026	3.68	2.7%	0.5
QH	27/04/2026	0.07	Baht	01/07/2025 - 31/12/2025	NP	19/05/2026	1.40	5.0%	1
SRICHA	27/04/2026	1	Baht	-	RE	05/05/2026	14.20	7.0%	1
TITLE	27/04/2026	0.4	Baht	01/01/2025 - 31/12/2025	NP	15/05/2026	8.20	4.9%	0.5
TKS	27/04/2026	0.36	Baht	01/07/2025 - 31/12/2025	Both	14/05/2026	6.30	5.7%	1
TTB	27/04/2026	0.068	Baht	01/07/2025 - 31/12/2025	NP	20/05/2026	2.30	3.0%	0.95
APCO	28/04/2026	0.091	Baht	01/01/2025 - 31/12/2025	Both	13/05/2026	2.76	3.3%	0.5
III	28/04/2026	0.15	Baht	01/01/2025 - 31/12/2025	Both	15/05/2026	3.94	3.8%	0.5
IROYAL	28/04/2026	0.43	Baht	01/01/2025 - 31/12/2025	Both	15/05/2026	5.55	7.7%	0.5
JSP	28/04/2026	0.0474	Baht	01/01/2025 - 31/12/2025	NP	15/05/2026	1.96	2.4%	0.5
LVMH01	28/04/2026	0.1277	Baht	-	-	27/05/2026	11.30	1.1%	-
MCA	28/04/2026	0.044	Baht	01/01/2025 - 31/12/2025	NP	19/05/2026	1.16	3.8%	0.5
MPJ	28/04/2026	0.34	Baht	01/01/2025 - 31/12/2025	NP	19/05/2026	3.98	8.5%	0.5
MTC	28/04/2026	0.29	Baht	01/01/2025 - 31/12/2025	NP	15/05/2026	30.00	1.0%	1
SPREME	28/04/2026	0.12	Baht	01/01/2025 - 31/12/2025	NP	20/05/2026	1.60	7.5%	0.5
STEG19	28/04/2026	0.2671	Baht	-	-	29/05/2026	28.25	0.9%	-
SUN	28/04/2026	0.05	Baht	01/07/2025 - 31/12/2025	NP	20/05/2026	2.72	1.8%	0.5
UAC	28/04/2026	0.2	Baht	01/01/2025 - 31/12/2025	Both	15/05/2026	2.88	6.9%	0.5
WHAUP	28/04/2026	0.1925	Baht	01/01/2025 - 31/12/2025	Both	18/05/2026	4.52	4.3%	1
88TH	29/04/2026	0.185	Baht	01/01/2025 - 31/12/2025	NP	19/05/2026	5.00	3.7%	1
ACG	29/04/2026	0.04	Baht	01/01/2025 - 31/12/2025	Both	18/05/2026	0.66	6.1%	0.5
BBIK	29/04/2026	0.48	Baht	01/01/2025 - 31/12/2025	NP	20/05/2026	19.80	2.4%	0.5
BCH	29/04/2026	0.3	Baht	01/01/2025 - 31/12/2025	NP	22/05/2026	9.80	3.1%	1

Source: SET

Exhibit 15: Upcoming XD [3/7]

Symbol	X-Date	Dividend (per Share)	Unit	Operation Period	Source of Dividend	Payment Date	Price	Div Yield	Par
BIS	29/04/2026	0.04	Baht	01/07/2025 - 31/12/2025	NP	18/05/2026	2.04	2.0%	0.5
BJC	29/04/2026	0.36	Baht	01/07/2025 - 31/12/2025	NP	21/05/2026	15.10	2.4%	1
DTCI	29/04/2026	0.25	Baht	-	RE	22/05/2026	19.00	1.3%	10
EASON	29/04/2026	0.08	Baht	01/01/2025 - 31/12/2025	NP	15/05/2026	1.11	7.2%	1
INET	29/04/2026	0.126	Baht	01/01/2025 - 31/12/2025	NP	22/05/2026	3.54	3.6%	1
KKP	29/04/2026	4.2	Baht	01/01/2025 - 31/12/2025	NP	21/05/2026	78.50	5.4%	10
KLINIQ	29/04/2026	0.75	Baht	01/01/2025 - 31/12/2025	NP	21/05/2026	23.90	3.1%	0.5
LH	29/04/2026	0.12	Baht	01/07/2025 - 31/12/2025	Both	20/05/2026	3.82	3.1%	1
LOREAL80	29/04/2026	0.0263	Baht	-	-	27/05/2026	1.34	2.0%	-
MEDEZE	29/04/2026	0.08	Baht	01/01/2025 - 31/12/2025	Both	19/05/2026	6.40	1.3%	0.5
MOONG	29/04/2026	0.16	Baht	01/01/2025 - 31/12/2025	NP	19/05/2026	2.26	7.1%	0.5
MOSHI	29/04/2026	1.22	Baht	01/01/2025 - 31/12/2025	NP	22/05/2026	36.00	3.4%	1
PANEL	29/04/2026	0.033	Baht	01/01/2025 - 31/12/2025	NP	20/05/2026	1.23	2.7%	0.5
PCE	29/04/2026	0.08	Baht	01/01/2025 - 31/12/2025	NP	20/05/2026	2.56	3.1%	1
PROUD	29/04/2026	0.09	Baht	01/01/2025 - 31/12/2025	NP	18/05/2026	1.03	8.7%	1
READY	29/04/2026	0.15	Baht	01/07/2025 - 31/12/2025	Both	20/05/2026	3.24	4.6%	0.5
RPC	29/04/2026	0.01	Baht	01/01/2025 - 31/12/2025	Both	20/05/2026	0.41	2.4%	1
RPH	29/04/2026	0.18	Baht	01/07/2025 - 31/12/2025	NP	19/05/2026	4.94	3.6%	1
SAK	29/04/2026	0.2	Baht	01/01/2025 - 31/12/2025	NP	20/05/2026	3.34	6.0%	1
SALEE	29/04/2026	0.012	Baht	-	RE	22/05/2026	0.40	3.0%	0.25
SAMCO	29/04/2026	0.02	Baht	01/01/2025 - 31/12/2025	NP	20/05/2026	0.72	2.8%	1
SAPPE	29/04/2026	1.75	Baht	01/01/2025 - 31/12/2025	NP	21/05/2026	31.50	5.6%	1
SKR	29/04/2026	0.16	Baht	01/01/2025 - 31/12/2025	NP	15/05/2026	7.05	2.3%	0.5
TERA	29/04/2026	0.067	Baht	-	RE	20/05/2026	1.00	6.7%	0.5
TISCO	29/04/2026	5.75	Baht	01/01/2025 - 31/12/2025	NP	19/05/2026	113.50	5.1%	10
TISCO-P	29/04/2026	5.75	Baht	01/01/2025 - 31/12/2025	NP	19/05/2026	1,346.00	0.4%	10
TWPC	29/04/2026	0.114	Baht	01/01/2025 - 31/12/2025	NP	20/05/2026	2.96	3.9%	1
AHC	30/04/2026	0.52	Baht	-	RE	20/05/2026	13.70	3.8%	1
ASW	30/04/2026	0.5	Baht	01/01/2025 - 31/12/2025	NP	22/05/2026	7.30	6.8%	1
AURA	30/04/2026	0.56	Baht	01/01/2025 - 31/12/2025	NP	21/05/2026	13.90	4.0%	1
CIMBT	30/04/2026	0.059	Baht	01/01/2025 - 31/12/2025	NP	21/05/2026	0.37	15.9%	0.5
CPALL	30/04/2026	1.65	Baht	01/01/2025 - 31/12/2025	NP	22/05/2026	46.25	3.6%	1
CSS	30/04/2026	0.02	Baht	01/07/2025 - 31/12/2025	Both	22/05/2026	0.77	2.6%	0.5
D	30/04/2026	0.105	Baht	01/01/2025 - 31/12/2025	Both	19/05/2026	2.76	3.8%	0.5
DDD	30/04/2026	0.03	Baht	01/01/2025 - 31/12/2025	Both	22/05/2026	5.50	0.5%	1
GABLE	30/04/2026	0.32	Baht	01/01/2025 - 31/12/2025	NP	21/05/2026	3.94	8.1%	1
GYT	30/04/2026	8	Baht	01/01/2025 - 31/12/2025	NP	21/05/2026	184.00	4.3%	10
HTC	30/04/2026	0.54	Baht	01/07/2025 - 31/12/2025	NP	20/05/2026	15.60	3.5%	0.5
JUBILE	30/04/2026	0.14	Baht	01/07/2025 - 31/12/2025	NP	15/05/2026	7.25	1.9%	1
KISS	30/04/2026	0.1	Baht	01/07/2025 - 31/12/2025	Both	22/05/2026	3.36	3.0%	0.5
LRH	30/04/2026	1.45	Baht	-	RE	20/05/2026	33.75	4.3%	10
MGI	30/04/2026	0.25	Baht	01/01/2025 - 31/12/2025	NP	22/05/2026	5.30	4.7%	0.5
MICRO	30/04/2026	0.027	Baht	01/01/2025 - 31/12/2025	NP	22/05/2026	0.85	3.2%	1
MITLIB	30/04/2026	0.02	Baht	01/01/2025 - 31/12/2025	NP	18/05/2026	0.53	3.8%	0.5
NSL	30/04/2026	0.55	Baht	01/01/2025 - 31/12/2025	NP	18/05/2026	22.40	2.5%	1
PACO	30/04/2026	0.1	Baht	01/01/2025 - 31/12/2025	Both	18/05/2026	1.30	7.7%	0.5
PIMO	30/04/2026	0.026	Baht	01/07/2025 - 31/12/2025	NP	20/05/2026	1.01	2.6%	0.25
PR9	30/04/2026	0.3	Baht	01/07/2025 - 31/12/2025	NP	22/05/2026	16.90	1.8%	1
PREB	30/04/2026	0.2	Baht	01/01/2025 - 31/12/2025	NP	22/05/2026	3.82	5.2%	1
ROJNA	30/04/2026	0.5	Baht	-	RE	22/05/2026	5.20	9.6%	1
SABINA	30/04/2026	0.6	Baht	-	RE	19/05/2026	15.70	3.8%	1
SAUCE	30/04/2026	1.81	Baht	01/01/2025 - 31/12/2025	NP	19/05/2026	41.25	4.4%	1
SJWD	30/04/2026	0.3	Baht	01/07/2025 - 31/12/2025	NP	20/05/2026	7.70	3.9%	0.5
SMT	30/04/2026	0.03	Baht	-	RE	21/05/2026	1.29	2.3%	1

Source: SET

Exhibit 16: Upcoming XD [4/7]

Symbol	X-Date	Dividend (per Share)	Unit	Operation Period	Source of Dividend	Payment Date	Price	Div Yield	Par
SYNEX	30/04/2026	0.38	Baht	01/07/2025 - 31/12/2025	NP	12/05/2026	9.60	4.0%	1
TGH	30/04/2026	0.1	Baht	01/01/2025 - 31/12/2025	NP	25/05/2026	11.00	0.9%	10
TRUBB	30/04/2026	0.0031	Baht	01/01/2025 - 31/12/2025	NP	21/05/2026	0.99	0.3%	1
TRUBB	30/04/2026	36 : 1	Share	01/01/2025 - 31/12/2025	NP	21/05/2026	0.99	-	1
AMATA	05/05/2026	0.75	Baht	01/01/2025 - 31/12/2025	NP	26/05/2026	19.40	3.9%	1
BAM	05/05/2026	0.5	Baht	01/01/2025 - 31/12/2025	NP	22/05/2026	7.30	6.8%	5
BAY	05/05/2026	0.9	Baht	-	RE	21/05/2026	26.00	3.5%	10
BE8	05/05/2026	0.04	Baht	01/01/2025 - 31/12/2025	NP	22/05/2026	5.65	0.7%	0.5
BEC	05/05/2026	0.06	Baht	-	RE	21/05/2026	1.97	3.0%	1
COCOCO	05/05/2026	0.12	Baht	-	RE	22/05/2026	5.85	2.1%	0.5
CPF	05/05/2026	0.25	Baht	01/01/2025 - 31/12/2025	NP	22/05/2026	20.90	1.2%	1
EASTW	05/05/2026	0.01	Baht	01/01/2025 - 31/12/2025	Both	26/05/2026	2.96	0.3%	1
EKH	05/05/2026	0.3	Baht	01/01/2025 - 31/12/2025	Both	18/05/2026	5.00	6.0%	0.5
FLOYD	05/05/2026	0.1	Baht	01/01/2025 - 31/12/2025	NP	22/05/2026	1.12	8.9%	0.5
FPI	05/05/2026	0.04	Baht	01/07/2025 - 31/12/2025	NP	15/05/2026	1.67	2.4%	0.25
FTE	05/05/2026	0.09	Baht	01/07/2025 - 31/12/2025	NP	22/05/2026	2.00	4.5%	0.5
ICBC19	05/05/2026	0.0714	Baht	-	-	06/07/2026	2.86	2.5%	-
IND	05/05/2026	0.073	Baht	01/01/2025 - 31/12/2025	NP	20/05/2026	1.16	6.3%	0.5
IVL	05/05/2026	0.175	Baht	01/01/2025 - 31/12/2025	NP	22/05/2026	25.25	0.7%	1
KCG	05/05/2026	0.51	Baht	01/01/2025 - 31/12/2025	NP	22/05/2026	9.60	5.3%	1
KWM	05/05/2026	0.0307	Baht	-	RE	22/05/2026	0.86	3.6%	0.5
MANRIN	05/05/2026	0.25	Baht	01/01/2025 - 31/12/2025	Both	20/05/2026	23.10	1.1%	10
MINT	05/05/2026	0.4	Baht	01/01/2025 - 31/12/2025	NP	22/05/2026	22.40	1.8%	1
MOTHER	05/05/2026	0.034	Baht	01/01/2025 - 31/12/2025	NP	22/05/2026	1.15	3.0%	0.5
NEO	05/05/2026	1.35	Baht	01/01/2025 - 31/12/2025	NP	21/05/2026	19.50	6.9%	1
NEW	05/05/2026	1.6	Baht	01/01/2025 - 31/12/2025	NP	22/05/2026	125.50	1.3%	10
NPK	05/05/2026	0.25	Baht	-	RE	15/05/2026	14.00	1.8%	10
NYT	05/05/2026	0.5	Baht	01/01/2025 - 31/12/2025	NP	22/05/2026	4.38	11.4%	0.5
ONEE	05/05/2026	0.13	Baht	01/07/2025 - 31/12/2025	NP	20/05/2026	2.70	4.8%	2
ORN	05/05/2026	0.02	Baht	01/01/2025 - 31/12/2025	Both	22/05/2026	0.78	2.6%	1
PHG	05/05/2026	0.7	Baht	01/01/2025 - 31/12/2025	NP	27/05/2026	12.50	5.6%	1
PRAPAT	05/05/2026	0.04	Baht	01/01/2025 - 31/12/2025	NP	25/05/2026	0.74	5.4%	0.5
SANOFI80	05/05/2026	0.15275	Baht	-	-	02/06/2026	3.12	4.9%	-
SEAFCO	05/05/2026	0.12	Baht	01/01/2025 - 31/12/2025	NP	20/05/2026	2.50	4.8%	0.5
SICT	05/05/2026	0.025	Baht	01/01/2025 - 31/12/2025	NP	26/05/2026	2.34	1.1%	0.5
SINO	05/05/2026	0.028846	Baht	01/07/2025 - 31/12/2025	Both	22/05/2026	0.86	3.4%	0.5
SITHAI	05/05/2026	0.04	Baht	-	RE	22/05/2026	1.00	4.0%	1
SNNP	05/05/2026	0.345	Baht	01/01/2025 - 31/12/2025	NP	21/05/2026	7.30	4.7%	0.5
SNPS	05/05/2026	0.19	Baht	-	RE	15/05/2026	4.86	3.9%	1
SPBOND80	05/05/2026	0.02616	Baht	-	-	29/05/2026	8.35	0.3%	-
SSF	05/05/2026	0.3704	Baht	01/01/2025 - 31/12/2025	Both	21/05/2026	5.20	7.1%	1
SSP	05/05/2026	0.205	Baht	01/01/2025 - 31/12/2025	NP	21/05/2026	3.50	5.9%	1
TKC	05/05/2026	0.2	Baht	01/01/2025 - 31/12/2025	NP	20/05/2026	7.65	2.6%	1
TPBI	05/05/2026	0.23	Baht	01/01/2025 - 31/12/2025	NP	22/05/2026	3.22	7.1%	1
UBA	05/05/2026	0.09725	Baht	01/01/2025 - 31/12/2025	NP	20/05/2026	1.08	9.0%	0.5
VENTURE19	05/05/2026	0.1212	Baht	-	-	05/06/2026	3.94	3.1%	-
VRANDA	05/05/2026	0.185	Baht	01/01/2025 - 31/12/2025	NP	20/05/2026	4.26	4.3%	5
WINNER	05/05/2026	0.09	Baht	-	RE	19/05/2026	2.10	4.3%	0.25
ALUCON	06/05/2026	16	Baht	01/01/2025 - 31/12/2025	NP	15/05/2026	223.00	7.2%	10
AP	06/05/2026	0.52	Baht	01/01/2025 - 31/12/2025	NP	21/05/2026	8.50	6.1%	1
ARROW	06/05/2026	0.3	Baht	01/01/2025 - 31/12/2025	Both	22/05/2026	5.25	5.7%	1
BAFS	06/05/2026	0.22	Baht	01/07/2025 - 31/12/2025	NP	22/05/2026	8.45	2.6%	1
BKGI	06/05/2026	0.05	Baht	01/01/2025 - 31/12/2025	NP	28/05/2026	1.35	3.7%	0.5
BRR	06/05/2026	0.165	Baht	01/01/2025 - 31/12/2025	NP	22/05/2026	3.80	4.3%	1

Source: SET

Exhibit 17: Upcoming XD [5/7]

Symbol	X-Date	Dividend (per Share)	Unit	Operation Period	Source of Dividend	Payment Date	Price	Div Yield	Par
CENTEL	06/05/2026	0.67	Baht	01/01/2025 - 31/12/2025	NP	21/05/2026	33.75	2.0%	1
CHG	06/05/2026	0.05	Baht	01/01/2025 - 31/12/2025	NP	22/05/2026	1.45	3.4%	0.1
COLOR	06/05/2026	0.03	Baht	01/01/2025 - 31/12/2025	Both	22/05/2026	1.04	2.9%	1
CREDIT	06/05/2026	0.98	Baht	01/01/2025 - 31/12/2025	NP	22/05/2026	17.10	5.7%	5
DITTO	06/05/2026	0.25	Baht	01/01/2025 - 31/12/2025	NP	21/05/2026	11.00	2.3%	0.5
ILINK	06/05/2026	0.31	Baht	01/01/2025 - 31/12/2025	NP	21/05/2026	4.64	6.7%	1
IP	06/05/2026	0.073	Baht	01/01/2025 - 31/12/2025	NP	25/05/2026	4.12	1.8%	0.5
L&E	06/05/2026	0.04	Baht	-	RE	20/05/2026	1.20	3.3%	1
MATI	06/05/2026	0.1	Baht	-	RE	27/05/2026	3.04	3.3%	1
MFEC	06/05/2026	0.5	Baht	01/01/2025 - 31/12/2025	NP	15/05/2026	6.05	8.3%	1
NCP	06/05/2026	0.057	Baht	01/01/2025 - 31/12/2025	Both	22/05/2026	1.07	5.3%	0.5
NETBAY	06/05/2026	0.8	Baht	01/07/2025 - 31/12/2025	NP	20/05/2026	18.30	4.4%	1
PIS	06/05/2026	0.2	Baht	01/01/2025 - 31/12/2025	NP	27/05/2026	3.84	5.2%	0.5
PL	06/05/2026	0.062	Baht	01/01/2025 - 31/12/2025	NP	22/05/2026	1.30	4.8%	1
PMC	06/05/2026	0.018314	Baht	01/01/2025 - 31/12/2025	NP	26/05/2026	0.87	2.1%	1
PMC	06/05/2026	20 : 1	Share	01/01/2025 - 31/12/2025	NP	26/05/2026	0.87	-	1
PRAKIT	06/05/2026	0.9	Baht	01/01/2025 - 31/12/2025	NP	21/05/2026	11.70	7.7%	1
PRI	06/05/2026	0.1875	Baht	01/04/2025 - 31/12/2025	Both	27/05/2026	4.00	4.7%	0.5
PRM	06/05/2026	0.25	Baht	-	RE	26/05/2026	7.95	3.1%	1
ROCK	06/05/2026	1	Baht	01/01/2025 - 31/12/2025	NP	26/05/2026	10.90	9.2%	10
SELIC	06/05/2026	0.03522	Baht	01/01/2025 - 31/12/2025	NP	22/05/2026	2.48	1.4%	0.5
SELIC	06/05/2026	23 : 1	Share	01/01/2025 - 31/12/2025	NP	22/05/2026	2.48	-	0.5
SEMB19	06/05/2026	0.129	Baht	-	-	29/05/2026	5.75	2.2%	-
SPALI	06/05/2026	0.7	Baht	01/07/2025 - 31/12/2025	NP	19/05/2026	16.40	4.3%	1
SPI	06/05/2026	0.2	Baht	-	RE	21/05/2026	45.50	0.4%	1
SPI	06/05/2026	2 : 1	Share	-	RE	21/05/2026	45.50	-	1
STARM	06/05/2026	0.058	Baht	01/01/2025 - 31/12/2025	NP	26/05/2026	0.85	6.8%	0.5
TAN	06/05/2026	0.27	Baht	01/01/2025 - 31/12/2025	NP	26/05/2026	4.00	6.8%	1
TATG	06/05/2026	0.07	Baht	01/01/2025 - 31/12/2025	NP	22/05/2026	0.98	7.1%	1
TGE	06/05/2026	0.00319	Baht	-	RE	22/05/2026	1.21	0.3%	0.5
TOA	06/05/2026	0.39	Baht	01/07/2025 - 31/12/2025	NP	26/05/2026	13.10	3.0%	1
VIBHA	06/05/2026	0.06	Baht	01/01/2025 - 31/12/2025	NP	27/05/2026	1.40	4.3%	0.1
APP	07/05/2026	0.23	Baht	01/01/2025 - 31/12/2025	NP	20/05/2026	2.74	8.4%	0.5
ASEFA	07/05/2026	0.35	Baht	01/01/2025 - 31/12/2025	NP	21/05/2026	4.04	8.7%	1
AU	07/05/2026	0.25	Baht	01/01/2025 - 31/12/2025	NP	25/05/2026	4.86	5.1%	0.1
AWC	07/05/2026	0.08	Baht	01/01/2025 - 31/12/2025	Both	28/05/2026	2.18	3.7%	1
AYUD	07/05/2026	1.67	Baht	01/01/2025 - 31/12/2025	Both	29/05/2026	37.25	4.5%	1
BPS	07/05/2026	0.0125	Baht	01/01/2025 - 31/12/2025	Both	25/05/2026	0.42	3.0%	0.5
CCP	07/05/2026	0.01	Baht	01/01/2025 - 31/12/2025	NP	27/05/2026	0.25	4.0%	0.25
CH	07/05/2026	0.03	Baht	-	RE	26/05/2026	1.61	1.9%	0.5
CHARAN	07/05/2026	0.9	Baht	01/01/2025 - 31/12/2025	NP	28/05/2026	16.70	5.4%	10
CKP	07/05/2026	0.088	Baht	01/01/2025 - 31/12/2025	Both	22/05/2026	2.30	3.8%	1
ESTAR	07/05/2026	0.02	Baht	01/01/2025 - 31/12/2025	NP	26/05/2026	0.23	8.7%	1
FM	07/05/2026	0.2	Baht	01/07/2025 - 31/12/2025	NP	22/05/2026	4.08	4.9%	2
HARN	07/05/2026	0.12	Baht	01/01/2025 - 31/12/2025	NP	22/05/2026	2.02	5.9%	0.5
ICC	07/05/2026	0.7	Baht	-	RE	26/05/2026	24.00	2.9%	1
KTMS	07/05/2026	0.013	Baht	01/01/2025 - 31/12/2025	NP	26/05/2026	1.42	0.9%	0.5
KUMWEL	07/05/2026	0.06	Baht	01/01/2025 - 31/12/2025	NP	22/05/2026	1.08	5.6%	0.5
MENA	07/05/2026	0.015	Baht	01/01/2025 - 31/12/2025	NP	21/05/2026	0.66	2.3%	0.5
MFC	07/05/2026	1.25	Baht	01/01/2025 - 31/12/2025	NP	25/05/2026	22.30	5.6%	1
MGT	07/05/2026	0.065	Baht	01/07/2025 - 31/12/2025	NP	22/05/2026	1.88	3.5%	0.5
NKT	07/05/2026	0.18	Baht	01/01/2025 - 31/12/2025	NP	26/05/2026	4.18	4.3%	1
NNCL	07/05/2026	0.06	Baht	01/01/2025 - 31/12/2025	NP	25/05/2026	1.55	3.9%	1
NTF	07/05/2026	0.1145	Baht	01/10/2025 - 31/12/2025	NP	22/05/2026	12.70	0.9%	0.5

Source: SET

Exhibit 18: Upcoming XD [6/7]

Symbol	X-Date	Dividend (per Share)	Unit	Operation Period	Source of Dividend	Payment Date	Price	Div Yield	Par
OCC	07/05/2026	0.05	Baht	-	RE	27/05/2026	9.80	0.5%	1
OSP	07/05/2026	0.4	Baht	01/07/2025 - 31/12/2025	Both	28/05/2026	15.20	2.6%	1
PAF	07/05/2026	0.01	Baht	01/01/2025 - 31/12/2025	NP	25/05/2026	0.65	1.5%	0.51
PCC	07/05/2026	0.14	Baht	01/01/2025 - 31/12/2025	NP	28/05/2026	2.70	5.2%	1
PCSGH	07/05/2026	0.12	Baht	01/07/2025 - 31/12/2025	NP	21/05/2026	3.04	3.9%	1
PIN	07/05/2026	0.216	Baht	01/01/2025 - 31/12/2025	NP	22/05/2026	4.28	5.0%	1
RBF	07/05/2026	0.21	Baht	01/01/2025 - 31/12/2025	NP	22/05/2026	4.12	5.1%	1
S&J	07/05/2026	1.45	Baht	01/01/2025 - 31/12/2025	NP	27/05/2026	34.00	4.3%	1
SAFE	07/05/2026	0.41	Baht	01/01/2025 - 31/12/2025	NP	22/05/2026	6.00	6.8%	1
SAWAD	07/05/2026	0.35	Baht	01/01/2025 - 31/12/2025	NP	28/05/2026	23.50	1.5%	1
SC	07/05/2026	0.1	Baht	01/01/2025 - 31/12/2025	NP	26/05/2026	2.02	5.0%	1
SCAP	07/05/2026	0.07	Baht	01/01/2025 - 31/12/2025	Both	26/05/2026	1.08	6.5%	1
SHANG	07/05/2026	0.5	Baht	01/01/2025 - 31/12/2025	NP	26/05/2026	51.75	1.0%	10
SK	07/05/2026	0.03	Baht	01/01/2025 - 31/12/2025	Both	22/05/2026	0.55	5.5%	0.5
SKY	07/05/2026	0.3	Baht	01/01/2025 - 31/12/2025	NP	29/05/2026	12.70	2.4%	0.5
SO	07/05/2026	0.18	Baht	01/07/2025 - 31/12/2025	Both	20/05/2026	4.54	4.0%	1
SORKON	07/05/2026	0.25	Baht	01/01/2025 - 31/12/2025	NP	25/05/2026	3.90	6.4%	1
SPC	07/05/2026	1.6	Baht	01/01/2025 - 31/12/2025	NP	26/05/2026	55.50	2.9%	1
SSSC	07/05/2026	0.165	Baht	01/01/2025 - 31/12/2025	NP	25/05/2026	2.26	7.3%	1
SWC	07/05/2026	0.2	Baht	01/07/2025 - 31/12/2025	NP	22/05/2026	4.24	4.7%	0.5
TBN	07/05/2026	0.21	Baht	01/01/2025 - 31/12/2025	NP	27/05/2026	3.94	5.3%	0.5
TC	07/05/2026	0.3	Baht	01/01/2025 - 31/12/2025	NP	27/05/2026	5.45	5.5%	1
TEAMG	07/05/2026	0.16	Baht	01/01/2025 - 31/12/2025	NP	29/05/2026	2.94	5.4%	0.5
TLI	07/05/2026	0.6	Baht	01/01/2025 - 31/12/2025	NP	-	10.70	5.6%	1
TOPP	07/05/2026	4.42	Baht	01/01/2025 - 31/12/2025	NP	28/05/2026	135.00	3.3%	10
TPCS	07/05/2026	0.7	Baht	01/01/2025 - 31/12/2025	NP	22/05/2026	10.60	6.6%	1
WACOAL	07/05/2026	0.55	Baht	-	RE	26/05/2026	17.10	3.2%	1
WP	07/05/2026	0.3	Baht	01/01/2025 - 31/12/2025	Both	22/05/2026	3.76	8.0%	1
AKR	08/05/2026	0.065	Baht	01/01/2025 - 31/12/2025	NP	22/05/2026	0.92	7.1%	0.8
ALLA	08/05/2026	0.1	Baht	01/01/2025 - 31/12/2025	NP	22/05/2026	1.25	8.0%	0.5
CSR	08/05/2026	2.03	Baht	01/01/2025 - 31/12/2025	NP	28/05/2026	71.50	2.8%	10
ETC	08/05/2026	0.048	Baht	01/01/2025 - 31/12/2025	NP	21/05/2026	0.72	6.7%	0.5
FE	08/05/2026	8.5	Baht	01/01/2025 - 31/12/2025	Both	26/05/2026	172.00	4.9%	10
GTB	08/05/2026	0.06	Baht	01/01/2025 - 31/12/2025	NP	28/05/2026	0.75	8.0%	0.25
HUMAN	08/05/2026	0.2	Baht	01/01/2025 - 31/12/2025	NP	28/05/2026	4.20	4.8%	0.5
PJW	08/05/2026	0.11	Baht	01/01/2025 - 31/12/2025	NP	25/05/2026	2.06	5.3%	0.5
SANKO	08/05/2026	0.04	Baht	01/01/2025 - 31/12/2025	NP	25/05/2026	0.84	4.8%	0.5
SMD100	08/05/2026	0.06242	Baht	01/01/2025 - 31/12/2025	NP	26/05/2026	1.73	3.6%	0.5
TMAN	08/05/2026	0.32	Baht	01/01/2025 - 31/12/2025	NP	26/05/2026	13.10	2.4%	0.75
TPAC	08/05/2026	0.438	Baht	01/01/2025 - 31/12/2025	NP	27/05/2026	8.90	4.9%	1
TRT	08/05/2026	0.14	Baht	01/01/2025 - 31/12/2025	NP	28/05/2026	4.00	3.5%	1
TRUE	08/05/2026	0.12	Baht	01/10/2025 - 31/12/2025	Both	26/05/2026	14.50	0.8%	4
AKP	11/05/2026	0.046	Baht	01/01/2025 - 31/12/2025	NP	22/05/2026	0.70	6.6%	0.5
ILM	11/05/2026	0.75	Baht	01/01/2025 - 31/12/2025	NP	22/05/2026	13.50	5.6%	5
KAMART	11/05/2026	0.11	Baht	01/01/2025 - 31/12/2025	NP	26/05/2026	8.40	1.3%	0.6
M	11/05/2026	0.5	Baht	01/01/2025 - 31/12/2025	Both	26/05/2026	19.20	2.6%	1
MRDIYT	11/05/2026	0.06	Baht	01/01/2025 - 31/12/2025	NP	27/05/2026	8.65	0.7%	0.5
ORI	11/05/2026	0.049	Baht	01/10/2025 - 31/12/2025	Both	28/05/2026	1.86	2.6%	0.5
PB	11/05/2026	0.79	Baht	01/07/2025 - 31/12/2025	Both	27/05/2026	49.75	1.6%	1
PPM	11/05/2026	0.05	Baht	01/01/2025 - 31/12/2025	NP	22/05/2026	1.34	3.7%	0.5
TFMAMA	11/05/2026	2.02	Baht	01/07/2025 - 31/12/2025	Both	20/05/2026	188.50	1.1%	1
TRP	11/05/2026	0.25	Baht	01/01/2025 - 31/12/2025	NP	27/05/2026	4.44	5.6%	0.5
TRU	11/05/2026	0.25	Baht	01/01/2025 - 31/12/2025	Both	25/05/2026	3.94	6.3%	1
UMI	11/05/2026	0.04	Baht	01/01/2025 - 31/12/2025	NP	28/05/2026	0.69	5.8%	1

Source: SET

Exhibit 19: Upcoming XD [7/7]

Symbol	X-Date	Dividend (per Share)	Unit	Operation Period	Source of Dividend	Payment Date	Price	Div Yield	Par
WHA	11/05/2026	0.1438	Baht	01/01/2025 - 31/12/2025	Both	28/05/2026	4.28	3.4%	0.1
CM	12/05/2026	0.031	Baht	01/01/2025 - 31/12/2025	NP	28/05/2026	1.64	1.9%	1
LPGOLD13	12/05/2026	0.05602	Baht	-	-	03/08/2026	2.76	2.0%	-
PG	12/05/2026	0.5	Baht	-	RE	27/05/2026	6.75	7.4%	1
SENX	12/05/2026	0.0047	Baht	01/01/2025 - 31/12/2025	NP	22/05/2026	0.23	2.0%	0.5
SMO	12/05/2026	0.2	Baht	-	RE	29/05/2026	4.98	4.0%	1
BGC	13/05/2026	0.04	Baht	01/07/2025 - 31/12/2025	NP	27/05/2026	5.60	0.7%	5
K	13/05/2026	0.03	Baht	-	RE	28/05/2026	1.03	2.9%	0.5
SENA	13/05/2026	0.138295	Baht	01/01/2025 - 31/12/2025	NP	25/05/2026	1.89	7.3%	1
WINDOW	13/05/2026	0.03	Baht	01/01/2025 - 31/12/2025	NP	28/05/2026	0.77	3.9%	0.5
CHAO	14/05/2026	0.17	Baht	01/01/2025 - 31/12/2025	NP	29/05/2026	4.36	3.9%	1
ANTA13	15/05/2026	0.0262	Baht	-	-	24/06/2026	1.97	1.3%	-
BWG	15/05/2026	0.0075	Baht	01/01/2025 - 31/12/2025	NP	29/05/2026	0.32	2.3%	0.25
POPMART80	15/05/2026	0.1117	Baht	-	-	24/06/2026	6.10	1.8%	-
TENCENT01	15/05/2026	0.0431	Baht	-	-	24/06/2026	4.70	0.9%	-
TENCENT13	15/05/2026	0.04354	Baht	-	-	24/06/2026	4.26	1.0%	-
TENCENT19	15/05/2026	0.1084	Baht	-	-	30/06/2026	10.30	1.1%	-
TENCENT80	15/05/2026	0.21678	Baht	-	-	25/06/2026	20.70	1.0%	-
MSFT01	21/05/2026	0.0061	Baht	-	-	06/07/2026	3.56	0.2%	-
MSFT03	21/05/2026	0.00463	Baht	-	-	09/07/2026	2.42	0.2%	-
MSFT19	21/05/2026	0.0081	Baht	-	-	26/06/2026	4.02	0.2%	-
MSFT80	21/05/2026	0.01437	Baht	-	-	06/07/2026	6.00	0.2%	-
NONGFU80	21/05/2026	0.04635	Baht	-	-	11/09/2026	1.96	2.4%	-
CHHONGQ19	22/05/2026	0.6791	Baht	-	-	06/07/2026	15.00	4.5%	-
AIA19	28/05/2026	0.0587	Baht	-	-	30/06/2026	3.64	1.6%	-
PINGAN01	02/06/2026	0.1661	Baht	-	-	10/08/2026	5.75	2.9%	-
PINGAN80	02/06/2026	0.0824	Baht	-	-	11/08/2026	2.54	3.2%	-
CHMOBILE19	05/06/2026	0.0944	Baht	-	-	13/07/2026	3.32	2.8%	-
SUNNY19	05/06/2026	0.0499	Baht	-	-	13/07/2026	2.38	2.1%	-
SUNNY80	05/06/2026	0.04982	Baht	-	-	21/07/2026	2.38	2.1%	-
SP500US19	12/06/2026	0.0288	Baht	-	-	03/07/2026	12.70	0.2%	-
PETROC80	18/06/2026	0.11793	Baht	-	-	26/08/2026	4.34	2.7%	-
SINOBI019	24/06/2026	0.0415	Baht	-	-	17/08/2026	5.30	0.8%	-
KUAISH01	29/06/2026	0.0349	Baht	-	-	21/08/2026	2.40	1.5%	-
KUAISH80	29/06/2026	0.02856	Baht	-	-	21/08/2026	1.93	1.5%	-
DISNEY19	30/06/2026	0.1027	Baht	-	-	07/08/2026	15.80	0.7%	-
HANSOH19	03/07/2026	0.0332	Baht	-	-	17/08/2026	6.20	0.5%	-
UNIQLO80	28/08/2026	0.05475	Baht	-	-	01/12/2026	12.90	0.4%	-

Source: SET

Exhibit 20: New securities

Derivative Warrants	Trade Date	Underlying	Issuer	DW Type	Market	Maturity Date	Exercise Price (Baht)
HMPRO13C2609A	02/04/2026	HMPRO	KGI	Call	SET	08/09/2026	8.3
HMPRO19C2609A	02/04/2026	HMPRO	YUANTA	Call	SET	10/09/2026	7.9
SET5013P2606N	02/04/2026	SET50	KGI	Put	SET	03/07/2026	760
SET5019C2606F	02/04/2026	SET50	YUANTA	Call	SET	03/07/2026	1,150.00
SET5019P2606F	02/04/2026	SET50	YUANTA	Put	SET	03/07/2026	850

Source: SET