

1 APRIL 2026

SPOTLIGHT ON THAILAND

Published Reports

- SAKSIAM LEASING (SAK TB) - More fragile customer base than peers; Re-initiate with HOLD TP THB3.53
- PTT OIL AND RETAIL BUSINESS (OR TB) - TPN deal: long-term positive; Maintain BUY TP THB17.00

Economics

- Depleted Oil Fuel Fund to apply for loan
- Food exports poised to drop by over 7%
- Stronger baht hurts travel

Corporate News

- OR expands EV services amid oil price volatility
- CRC expands via No Brand tie-up

Indices	Index as of 31-Mar-26	Change -1D (%)	Change YTD (%)	Net Foreign YTD (USD m)
Thailand SET	1,448	(0.1)	15.0	640
China SHCOMP	3,892	(0.8)	(1.9)	
Hong Kong HSI	24,788	0.2	(3.3)	
India SENSEX +	71,948	(2.2)	(15.6)	(13,695)
Indonesia JCI	7,048	(0.6)	(18.5)	(1,948)
Korea KOSPI	5,052	(4.3)	19.9	(37,000)
MY FBKLCI	1,690	0.1	0.6	
PH PCOMP	5,949	1.4	(1.7)	139
SG FSSTI	4,885	(0.2)	5.1	
Taiwan TWSE	31,723	(2.4)	9.5	(18,911)
VN VNINDEX	1,674	0.7	(6.2)	(1,108)
MSCI Emerging	1,397	(1.1)	(0.5)	
Nikkei 225	51,064	(1.6)	1.4	
FTSE 100	10,176	0.5	2.5	
CAC 40	7,817	0.6	(4.1)	
DAX	22,680	0.5	(7.4)	
Dow Jones	46,342	2.5	(3.6)	
Nasdaq	21,591	3.8	(7.1)	
S&P 500	6,529	2.9	(4.6)	
Brent	118.35	(3.2)	70.9	
Dubai	98.81	(1.6)	61.8	
WTI	101.38	0.4	77.2	
GOLD	4,668.06	0.5	8.6	
Trade data	Buy	Sell	Net	Share (%)
(THB m)	(THB m)	(THB m)	(THB m)	(THB m)
Foreign	37,860	41,853	(3,994)	56
Retail	21,170	19,667	1,504	28
Prop Trade	4,826	3,672	1,155	6
Local Institution	7,944	6,609	1,336	10
Total Trade	71,801	71,801	(0)	100
Rates	Last close	1M ago	End last yr	1yr ago
	31/03/2026	02/03/2026	31/12/2025	31/03/2025
THB/USD	32.97	31.45	31.51	33.92
Inflation *	(0.88)	(0.66)	(0.28)	1.08
MLR **	6.38	6.44	6.47	6.88
1Y Fixed *	0.84	0.84	0.88	1.54
Govt bond 10Y	2.23	1.71	1.64	2.05
Commodity	Last close	1M ago	End last yr	1yr ago
(USD/bbl)	31/03/2026	27/02/2026	31/12/2025	28/03/2025
Brent	103.97	72.48	60.85	74.74
Dubai	98.81	71.86	61.08	73.63
WTI	101.38	67.02	57.42	71.20
Gold	4,668	5,322	4,319	3,113
Baltic Dry	2,017	2,140	1,877	1,598
(USD/ton)	27-Mar-26	20-Feb-26	19-Dec-25	28-Mar-25
Coal	136.53	118.29	110.10	91.64
% change	26.4	15.4	24.0	49.0

* chg y-y% last at end of most recent month end; ** Avg of 4 major banks;
Sources: Bloomberg, except coal from BANPU
+ as of 30 Mar

FSSIA Thailand Research

Jitra Amornthum License no. 014530, Head of Research | +66 2646 9966 | jitra.a@fssia.com
 Songklod Wongchai License no. 018086 | +66 2646 9970 | songklod.won@fssia.com
 Veeravat Virochpoka License no. 047077 | +66 2646 9965 | veeravat.v@fssia.com
 Usanee Liurut License no. 017928 | +66 2646 9758 | usanee.l@fssia.com
 Sureeporn Teewasuwet License no. 040694 | +66 2646 9972 | sureeporn.t@fssia.com
 Thanyatorn Songwutti License no. 101203 | +66 2646 9963 | thanyatorn.s@fssia.com
 Kampon Akaravarinchai License no. 115855 | +66 2646 9964 | kampon.a@fssia.com
 Vatcharut Vacharawongsith License no. 018301 | +66 2646 9969 | vatcharut.v@fssia.com
 Peemapon Nunthakunatip, RA

Thailand Equity Sales:

Manida Sithiseree | +66 2611 3590/91 | manida.s@fnsyrus.com
 Chaiyon Rerkkriengkrai | +66 2611 3592/93 | chaiyon.r@fnsyrus.com
 Napaporn Klongvanitchakij | +66 2611 3582/83 | napaporn.k@fnsyrus.com
 Rattana Detphattharakoson | +66 2611 3580/71 | rattana.d@fnsyrus.com
 Siriluk Kiatkosolkul | +66 2611 3584/85 | siriluk.k@fnsyrus.com

Thailand Equity Trading:

DISCLAIMER: Some directors and management of Finansia Syrus Securities Public Co., Ltd. also serve as a director and management of AEONTS, BAFS, BCPG, BE8, DV8, EA, FPT, FSX, KDH, SVI, VNG, WP, XO.

Finansia Syrus Securities Public Company Limited and FSS International Investment Advisory Securities Company Limited are subsidiaries of Finansia X Public Company Limited, with shared directors or executives.

THIS UNEDITED REPORT IS PREPARED UNDER TIME CONSTRAINT BY FSS INTERNATIONAL INVESTMENT ADVISORY SECURITIES CO., LTD. (FSSIA). ALL VIEWS EXPRESSED IN THIS REPORT ACCURATELY REFLECT THE PERSONAL VIEW OF THE ANALYST(S) WITH REGARD TO ANY AND ALL OF THE SUBJECT SECURITIES, COMPANIES OR ISSUERS MENTIONED IN THIS REPORT; AND (II) NO PART OF THE COMPENSATION OF THE ANALYST(S) WAS, IS, OR WILL BE, DIRECTLY OR INDIRECTLY, RELATED TO THE SPECIFIC RECOMMENDATIONS OR VIEWS EXPRESSED HEREIN. The information herein has been obtained from sources believed to be reliable and accurate; however FSSIA makes no representation as to the accuracy and completeness of such information. Information and opinions expressed herein are subject to change without notice. FSSIA has no intention to solicit investors to buy or sell any security in this report.

Published Reports

SAKSIAM LEASING (SAK TB) - More fragile customer base than peers; Re-initiate with HOLD TP THB3.53

Expect 1Q26 to rebound on higher income and lower costs

We expect 1Q26 net profit at THB223m, increasing 5.5% q-q but declining 1.2% y-y, accounting for 24% of our full-year 2026 net profit forecast. Although we expect higher ECLs, stronger net interest income, fee income, and other income should offset the impact, while PPOP should reach THB334m, rising by 5.4% q-q but falling 3.4% y-y. We project 1Q26 loan growth at 1.6% q-q (but still slightly down 0.4% y-y), in line with our 2026 target of 7.0% y-y, though still slightly below SAK's 2026 guidance of 8–10% y-y, driven by auto title (43%) and land title loans (12%). We expect the loan spread to decline 3bps q-q to 18.21%; although funding costs should decrease further by 8bps this quarter, a shift toward lower-yield loan growth should pressure the spread.

Asset quality remains stable with close monitoring of borrowers

Asset quality in 1Q26E remains stable despite a slight increase in gross NPLs, as continued loan growth keeps the NPL ratio flat q-q at 2.74%, while the coverage ratio edges up to 105.7% from 105% at end-2025. However, recent sharp increases in domestic oil prices have not yet affected debt collection. The company closely monitors borrowers, and its more aggressive 2026 loan growth target depends on collection performance; if collections remain normal, it will maintain the target. Downside risk to the 2026E loan growth and credit cost assumptions of 7.0% y-y and 150bps, respectively, would increase if oil prices worsen, as every 1% decline in loans would reduce net profit by 0.7%, while every 10bps increase in credit costs would reduce 2026E net profit by c1.3%.

Expect 2026–28 earnings to grow at a 7.5% CAGR

We expect 2026–28 net profit to grow at a 7.5% CAGR, below the auto title loan peer average of 11.4%, supported by loan growth recovering to an average of 7.0–8.2% p.a. However, interest spread should increase only marginally by 6bps from 2025 to 18.26% in 2028, as a 38bps decline in cost of funds offsets lower loan yields from a shift toward lower-yield loans to drive growth.

Reinitiate with a HOLD rating; 2026 TP is THB3.53

We reinitiate SAK with a HOLD call, supported by an expected annual dividend yield of c.6–7% p.a. Our 2026E GGM-based TP stands at THB3.53, implying a P/BV of 1.01x (LT-ROE 13.0% and COE 12.9%). Despite the recent share price correction, upside remains limited, and we prefer TIDLOR, MTC, and SAWAD over SAK.

Exhibit 1: SAK – Title loan and growth, 2020-26E

Unit in THB m	2020	2021	2022	2023	2024	2025	% y-y	5Y CAGR	2026E (%y-y)
Industry	150,479	180,850	247,518	337,192	374,998	392,743	4.7%	21.2%	
Bank	32,283	31,661	37,814	44,743	46,416	46,713	0.6%	7.7%	
Non-bank	118,196	149,189	209,704	292,449	328,582	346,030	5.3%	24.0%	
MTC	69,725	90,701	119,084	141,559	162,311	181,099	11.6%	21.0%	11.6%
SAWAD	39,450	33,668	55,147	96,981	93,077	92,169	-1.0%	18.5%	12.2%
TIDLOR	50,807	60,339	79,898	96,020	102,200	107,685	5.4%	16.2%	5.8%
SAK	6,447	8,687	10,600	12,066	14,252	14,171	-0.6%	17.1%	7.0%
Coverage	166,429	193,395	264,729	346,626	371,841	395,123	6.3%	18.9%	10.0%

Sources: BoT, Company data, FSSIA's estimates

Exhibit 2: SAK – Title loan NPL and NPL ratio, 2020-26E

Gross NPLs	2020	2021	2022	2023	2024	2025	% y-y	5Y CAGR	2026E
	(THB m)	(THB m)	(THB m)	(THB m)	(THB m)	(THB m)			(THB m)
Industry	2,859	2,934	4,807	7,446	10,290	9,695	-5.8%	27.7%	
Bank	813	761	670	1,268	1,503	1,357	-9.7%	10.8%	
Non-bank	2,046	2,173	4,137	6,172	8,787	8,338	-5.1%	32.4%	
MTC	747	1,276	3,507	4,461	4,517	4,629	2.5%	44.0%	4,422
SAWAD	1,480	1,249	1,385	2,998	3,337	3,610	8.2%	19.5%	4,100
TIDLOR	850	732	1,285	1,412	1,877	1,760	-6.2%	15.7%	1,904
SAK	143	191	276	310	360	388	7.8%	22.0%	419
Coverage	3,220	3,448	6,453	9,180	10,091	10,387	2.9%	26.4%	10,845

NPL ratio	2020	2021	2022	2023	2024	2025	2026E
	(%)	(%)	(%)	(%)	(%)	(%)	(%)
Industry	1.90	1.62	1.94	2.21	2.74	2.47	
Bank	2.52	2.40	1.77	2.83	3.24	2.90	
Non-bank	1.73	1.46	1.97	2.11	2.67	2.41	
MTC	1.07	1.41	2.94	3.15	2.78	2.56	2.19
SAWAD	3.75	3.71	2.51	3.09	3.59	3.92	3.96
TIDLOR	1.67	1.21	1.61	1.47	1.84	1.63	1.67
SAK	2.22	2.20	2.61	2.57	2.52	2.74	2.76
Coverage	1.93	1.78	2.44	2.65	2.71	2.63	2.50

Sources: BoT; Company data; FSSIA estimates

Exhibit 3: SAK – 1Q26 Earnings preview

	1Q25	2Q25	3Q25	4Q25	1Q26E	---- Change ----		% of	2025	2026E	2027E	2028E	Change
	(THB m)	(THB m)	(THB m)	(THB m)	(THB m)	(q-q%)	(y-y%)	26E	(THB m)	(THB m)	(THB m)	(THB m)	25-26
													(y-y%)
Interest income	798	827	815	791	799	1.0	0.1	24	3,231	3,292	3,538	3,824	1.9
Interest expense	(97)	(101)	(99)	(88)	(86)	(2.5)	(11.5)	24	(386)	(361)	(378)	(409)	(6.4)
Net interest income	701	725	716	703	713	1.5	1.7	24	2,845	2,930	3,160	3,416	3.0
Fee and service income	10	11	5	8	9	8.1	(5.9)	25	35	36	38	40	5.0
Other income	18	21	22	14	18	26.4	1.0	23	75	79	82	86	4.3
Total income	729	758	743	725	740	2.0	1.6	24	2,955	3,045	3,280	3,541	3.1
Operating expenses	(374)	(411)	(407)	(402)	(398)	(1.1)	6.4	24	(1,594)	(1,625)	(1,745)	(1,884)	1.9
Other expenses	(9)	(12)	(11)	(6)	(8)	31.8	(6.9)	21	(38)	(39)	(41)	(43)	2.5
PPOP before taxes	346	335	325	317	334	5.4	(3.4)	24	1,323	1,381	1,494	1,614	4.4
Expected credit loss	(60)	(62)	(44)	(53)	(59)	10.8	(2.0)	27	(220)	(220)	(237)	(256)	0.1
Operating profit	286	273	281	264	275	4.3	(3.7)	24	1,103	1,161	1,257	1,358	5.3
Income tax	(62)	(58)	(57)	(52)	(54)	4.3	(11.7)	23	(229)	(233)	(253)	(273)	2.0
NCI	(2)	(4)	(0)	(0)	(3)	NA	33.8	36	(7)	(8)	(8)	(9)	10.0
Net profit	226	220	224	212	223	5.5	(1.2)	24	881	935	1,013	1,094	6.2
EPS (THB)	0.11	0.10	0.11	0.10	0.11	5.5	(1.2)	24	0.42	0.45	0.48	0.52	6.2
Loans	14,449	14,925	13,964	14,171	14,391	1.6	(0.4)		14,171	15,169	16,385	17,729	7.0
Interest bearing debts	8,880	9,244	8,555	8,050	8,445	4.9	(4.9)		8,412	8,742	9,448	10,177	3.9
Key ratios	1Q25	2Q25	3Q25	4Q25	1Q26E				2025	2026E	2027E	2028E	
	(%)	(%)	(%)	(%)	(%)				(%)	(%)	(%)	(%)	
Yield on loan	22.25	22.52	22.57	22.49	22.38				22.74	22.44	22.42	22.42	
Cost of funds	4.45	4.47	4.46	4.25	4.17				4.54	4.21	4.16	4.16	
Spread	17.80	18.04	18.11	18.24	18.21				18.20	18.23	18.27	18.26	
Cost to Income ratio	45.32	47.79	48.33	49.45	48.18				47.72	47.70	47.70	47.70	
Credit cost (bps)	168	169	122	151	165				150	150	150	150	
NPL / Loan	2.68	2.62	2.85	2.74	2.74				2.74	2.76	2.80	2.81	
LLR / Loan	2.71	2.66	2.88	2.87	2.90				2.87	2.90	2.89	2.89	
Coverage ratio (LLR/NPL)	101.0	101.4	101.2	105.0	105.7				105.0	104.8	103.5	103.1	
D/E (x)	1.4	1.5	1.4	1.3	1.3				1.3	1.2	1.3	1.3	
IDBE (x)	1.4	1.4	1.3	1.2	1.2				1.2	1.2	1.2	1.2	
S/T debt/total debt (%)	34	33	34	30	31				29	29	30	29	
Loan growth q-q	1.4	3.3	(6.4)	1.5	1.6								
Loan growth y-y	16.8	12.1	0.1	(0.6)	(0.4)				(0.6)	7.0	8.0	8.2	
Loan growth YTD	1.4	3.3	(6.4)	1.5	1.6								

Sources: Company data; FSSIA estimates

PTT OIL AND RETAIL BUSINESS (OR TB) - TPN deal: long-term positive; Maintain BUY TP THB17.00

TPN acquisition to strengthen OR's downstream infrastructure

OR has agreed to invest in Thai Pipeline Network Co., Ltd. (TPN) by acquiring 13.6m shares from Biggas Technology (a subsidiary of PSTC) for THB354m, alongside subscribing to newly issued shares. The total investment amounts to THB2.2b, resulting in a 55.41% controlling stake. The transaction is expected to be completed in 1Q26, with earnings contributions starting from 2Q26.

Established pipeline asset with nationwide coverage potential

TPN operates a refined oil pipeline from Saraburi to Khon Kaen, spanning 342 km across five provinces, with a capacity of 5,443m liters per year. The pipeline commenced operations in October 2023. Previously, TPN was a joint venture between PSTC (55.4%) and EGCO (44.6%), positioning it as a key infrastructure asset in Thailand's downstream logistics network.

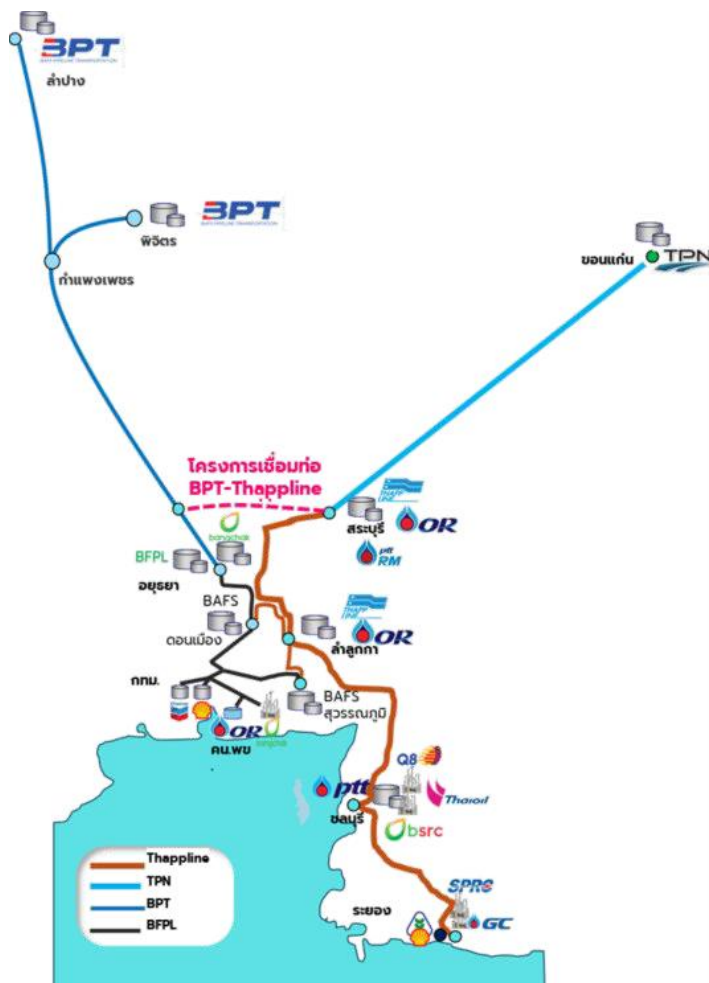
Strategic benefits: integration, cost savings, demand upside

We view the investment as strategically positive, enabling OR to extend its pipeline network from the Eastern region (via Thapline) to the Northeast, improving distribution efficiency and supporting potential exports to Laos. The Northeast accounts for ~30% of OR's fuel sales, supported by a strong retail footprint of 649 stations (27% of total). The project is expected to reduce transportation costs by ~20%, while offering superior reliability, safety, and environmental benefits. EV adoption in the region is also likely to lag, supporting longer-term fuel demand.

Near-term losses but limited earnings impact

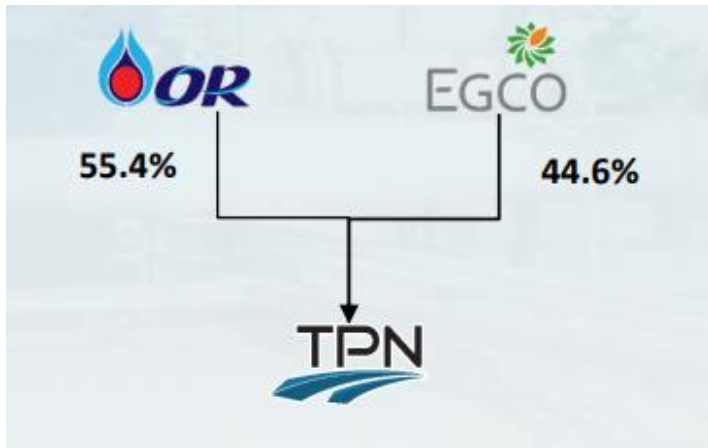
In the near term, OR will recognise equity losses as utilisation remains below breakeven. TPN reported net losses of THB352.2m in 2024 and THB442.9m in 2025, with utilisation at only 5–6%. Breakeven is estimated at 40–50%, potentially achievable within 3–5 years. However, utilisation improved to ~25% in 1Q26, which should significantly narrow losses going forward. Despite this, the impact on OR's 2026 earnings is expected to be limited at around 2%, and we maintain our forecasts unchanged.

Exhibit 4: Fuel pipeline route



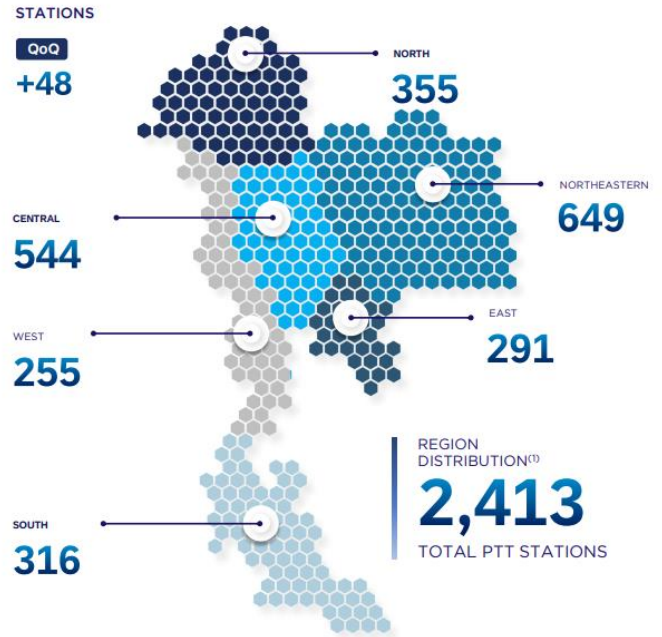
Sources: OR

Exhibit 5: TPN's new shareholder structure



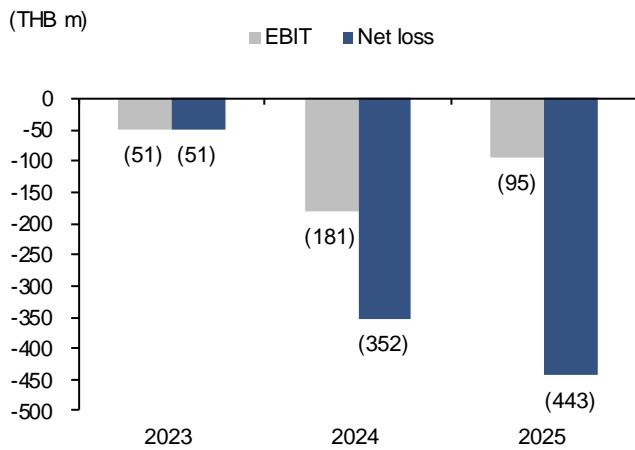
Sources: OR

Exhibit 6: PTT station as of end-2025



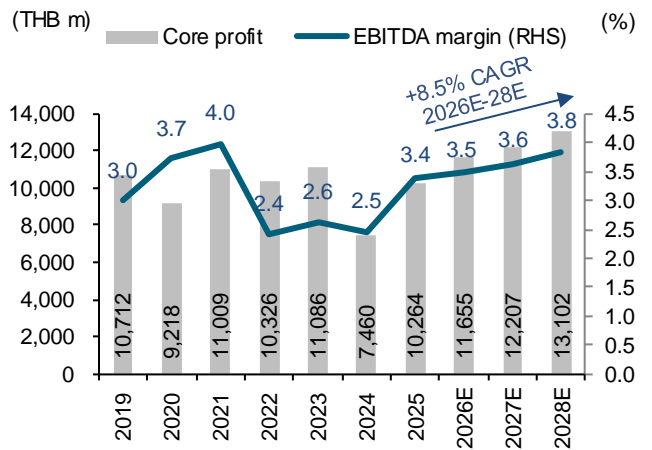
Sources: OR

Exhibit 7: TPN's EBIT and net loss 2023-25



Sources: TPN

Exhibit 8: OR's EBITDA margin and core profit



Sources: OR, FSSIA estimates

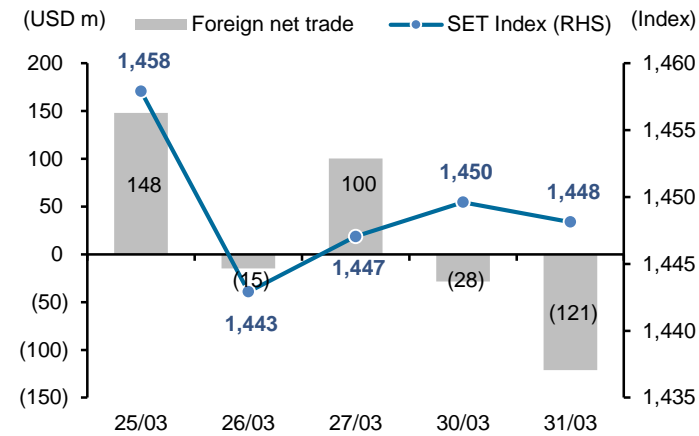
Economic news

- **[Depleted Oil Fuel Fund to apply for loan](#)** BANGKOK POST: Authorities are preparing to seek a loan from commercial banks to stabilise Thailand's fast-depleting Oil Fuel Fund, following the announcement of the new cabinet under Prime Minister Anutin Charnvirakul. An energy official who requested anonymity confirmed the plan is being readied as the government transitions from caretaker status to full authority, enabling it to approve borrowing measures. The cabinet list was published in the Royal Gazette yesterday, clearing the way for the Anutin-led administration to present its policy statement to parliament in early April. The caretaker cabinet has limited financial powers, constraining its ability to respond to the mounting energy crisis triggered by the escalating Israel-US war against Iran. The official said while the exact loan amount has not been finalised, an emergency decree is expected to authorise the borrowing, similar to the 2023-24 process. Under the Oil Fuel Fund Act, loans are capped at 40 billion baht. "It is reasonable to assume that borrowing to stabilise oil prices will not create long-term problems," the official said. Thai energy authorities began preparing the loan weeks ago as global crude prices surged.
- **[Food exports poised to drop by over 7%](#)** BANGKOK POST: Food exports are projected to decline by 7.3% year-on-year to 1.4 trillion baht this year, possibly hitting their lowest level in five years due to Middle East conflicts, say industry groups. Since March, war in the Middle East has disrupted the food industry, while surging energy prices have strained the global economy and trade, including Thai food exports. "First-quarter exports are anticipated to plunge 11.5% to 306 billion baht as shipments to Gulf Cooperation Council [GCC] countries via the Strait of Hormuz and re-exports from the United Arab Emirates to other countries in the Middle East and South Africa have been blocked," said Paiyada Hanchaisuksakul, president of the National Food Institute (NFI). Products most dependent on Middle East markets such as canned tuna, rice, processed sweet corn and canned pineapple are expected to be hardest hit, according to the NFI. Rising energy prices are pushing up costs across the supply chain, from fertiliser and agricultural raw materials to packaging and logistics. "Exports are expected to sharply decrease by 17.7% year-on-year in the second quarter before gradually recovering with a 3% decline in the third quarter and a 7% increase in the final quarter," Ms Paiyada said. She pointed to several negative factors influencing food exports this year, such as the closure of the Strait of Hormuz, which affects exports to GCC countries and could reduce shipments by 20 billion baht, while border tensions with Cambodia risks an additional 40-billion-baht loss.
- **[Stronger baht hurts travel](#)** BANGKOK POST: The tourism sector could lose 15-17% of revenue if the baht strengthens beyond 30 per US dollar, according to a former governor of the Tourism Authority of Thailand (TAT). Meanwhile, the Thai Hotels Association (THA) forecast that bookings for the Songkran holiday this year could drop by 5-10% year-on-year. Speaking at the THA's annual general meeting on Tuesday, Yuthasak Supasorn, chairman of the Industrial Estate Authority of Thailand and the former TAT governor, said three scenarios were prepared for the baht and the potential impact on Thai tourism should the Middle East crisis persist. In the worst-case scenario, if the baht strengthens beyond 30 per US dollar, Thailand would struggle to compete, potentially losing 15-17% in tourism revenue. Long-haul travel would slow due to higher costs, while short-haul tourists may switch to nearby destinations such as Vietnam, the Philippines and Indonesia. He said the baht is trading between 30 and 32 per dollar, which hasn't yet dented its appeal to foreign tourists.

Corporate news

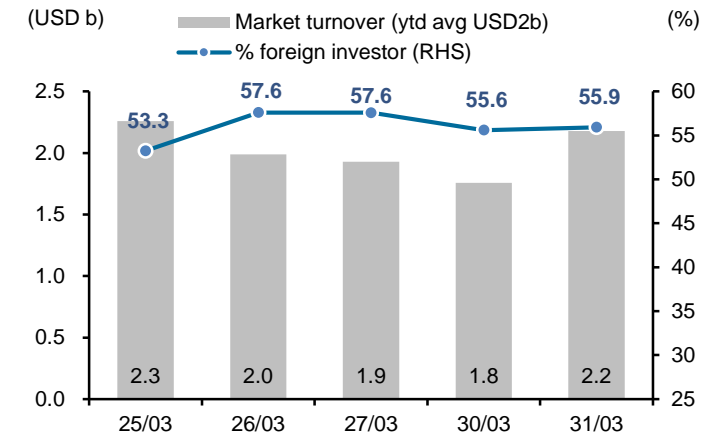
- **[OR expands EV services amid oil price volatility](#)** BANGKOK POST: PTT Oil and Retail Business Plc (OR) is channeling funds into electric vehicle (EV) services to expand its electric mobility business amid rising concerns among motorists over volatile global oil prices. "How many people will turn to EVs cannot be concluded at this time, as oil prices remain volatile," said chief executive ML Peekthong Thongyai. The company's increased focus on the EV business comes as Thailand grapples with the impact of the Israel-US war on Iran, which is driving up crude and refined oil prices. As the Oil Fuel Fund, which serves as a buffer against fuel price fluctuations, depletes, the government is forced to raise domestic fuel prices. Diesel prices climbed to 40.74 baht per litre on March 31, up from 38.94 baht per litre. "Subsidies from the fund may increase, and the government may need to borrow money to support it," said ML Peekthong, adding that this situation may prompt more people to buy electric cars. OR has set an investment budget of 58 billion baht to drive its businesses between 2026 and 2030. Up to 38 billion baht of this will be allocated to its oil and EV operations. "We want to focus on infrastructure development, oil transport and EV charging," said ML Peekthong. OR expects the number of motorists using its charging services to rise to 7,000, with an average charging time of seven hours per day in 2030, up from 3,000 users with six hours of daily charging in 2025.
- **[CRC expands via No Brand tie-up](#)** BANGKOK POST: SET-listed Central Retail Corporation (CRC) has partnered with Emart Inc, a South Korean retailer, to launch 'No Brand' grocery stores in Thailand. Central Retail is the master franchise holder, with exclusive rights to distribute No Brand products and operate No Brand stores in Thailand. Meanwhile, Emart supplies products and provides advice on store design and construction. Both companies collaborate on business models, product selection, marketing strategies and location planning, according to CRC. Before the launch, No Brand products had been available on Tops shelves for several years, with demand rising and sales up 1.5 times in 2025 compared with 2023, said Thanawat Jirajariyavej, managing director of Central Food Retail under Central Retail. Having opened the first outlet at Central Bangna, a second store is scheduled to open in the third quarter of this year, with a target of 10 stores by 2028, said Mr Thanawat. The company did not provide further details on the location of the second store.

Exhibit 9: Foreign fund flow and SET Index



Source: Bloomberg

Exhibit 10: Foreign participation



Source: Bloomberg

Exhibit 11: Index performance

	SET Index		Index performance (% change)									
	Index	(%chg)	Energy	Bank	Comu	Commerce	Food	Property	Construct	Transport	Petrochem	
% of SET Index			19%	13%	11%	6%	4%	4%	2%	7%	2%	
Current	1,448.14	(0.1)	0.2	0.3	1.3	1.5	0.6	1.4	0.7	1.1	2.1	
-5D	1,410.39	2.7	5.5	0.6	2.3	3.8	6.9	1.5	8.6	4.6	11.8	
-1M	1,528.26	(5.2)	(1.5)	(3.0)	(3.1)	(10.3)	(2.4)	(9.9)	(8.7)	(7.1)	17.3	
-3M	1,259.67	15.0	21.4	5.8	18.3	2.1	2.6	7.3	7.3	(2.6)	56.2	
-6M	1,275.03	13.6	17.6	18.3	25.2	(13.4)	(5.9)	1.7	(8.6)	(3.4)	25.3	
-1Y	1,168.02	24.0	20.9	20.6	27.0	(18.2)	(3.6)	5.2	14.2	2.0	51.7	
WTD	1,447.05	0.1	1.6	(0.2)	2.5	3.2	1.1	1.4	1.8	0.1	9.4	
MTD	1,448.14	0.0	(1.5)	(3.0)	(3.1)	(10.3)	(2.4)	(9.9)	(8.7)	(7.1)	17.3	
QTD	1,448.14	0.0	21.4	5.8	18.3	2.1	2.6	7.3	7.3	(2.6)	56.2	
End of last year	1,259.67	15.0	21.4	5.8	18.3	2.1	2.6	7.3	7.3	(2.6)	56.2	

Source: Bloomberg

Exhibit 12: Trade by investor types

	SET Index		Exchange rate (USD:THB)	SET Index		Equity trading / Net position				Bond Net foreign (USD m)
	Index	Change (y-y%)		Average daily turnover (THB m)	(USD m)	Foreign (USD m)	Retail (USD m)	PropTrade (USD m)	Local Inst (USD m)	
2020	1,449.35	(8.3)	31.29	67,335	2,152	(8,287)	6,873	459	953	(1,005)
2021	1,657.62	14.4	32.00	88,443	2,764	(1,632)	3,630	435	(2,330)	6,550
2022	1,668.66	15.1	34.78	53,589	1,541	5,362	(656)	56	(4,758)	4,111
2023	1,415.85	(15.2)	34.81	51,072	1,467	(5,507)	3,348	(146)	2,305	318
2024	1,400.21	(1.1)	35.26	45,039	1,277	(4,132)	2,680	7	1,443	(615)
2025	1,259.67	(10.0)	32.88	40,477	1,231	(3,210)	4,783	(411)	(1,158)	2,340
2026YTD	1,448.14	15.0	32.88	64,732	1,969	762	631	144	(1,420)	881
1Q25	1,158.09	(16.0)	33.95	42,528	1,253	(1,172)	1,625	(297)	(157)	405
2Q25	1,089.56	(16.2)	33.09	40,328	1,219	(1,165)	1,603	(77)	(358)	1,051
3Q25	1,274.17	(12.1)	32.30	44,797	1,387	(544)	351	(161)	354	14
4Q25	1,259.67	(10.0)	32.16	34,634	1,077	(331)	1,204	123	(997)	876
1Q26	1,448.14	25.0	31.61	64,562	2,042	762	631	144	(1,420)	881
Jul-25	1,242.35	(5.9)	32.44	42,053	1,296	499	(615)	(35)	151	(60)
Aug-25	1,236.61	(9.0)	32.46	49,877	1,537	(670)	564	(15)	120	(145)
Sep-25	1,274.17	(12.1)	32.00	42,462	1,327	(373)	402	(111)	83	219
Oct-25	1,309.50	(10.7)	32.56	38,900	1,195	(136)	414	126	(404)	618
Nov-25	1,256.69	(12.0)	32.39	33,847	1,045	(386)	646	23	(283)	513
Dec-25	1,259.67	(10.0)	31.54	31,156	988	191	144	(25)	(310)	(255)
Jan-26	1,325.62	0.8	31.28	46,231	1,478	141	511	296	(947)	1,429
Feb-26	1,528.26	27.0	31.24	72,529	2,321	1,743	(1,484)	237	(496)	352
Mar-26	1,448.14	25.0	32.31	74,926	2,319	(1,121)	1,605	(389)	23	(900)
2026YTD	1,448.14	15.0	32.88	64,732	1,969	762	631	144	(1,420)	881
25/03/2026	1,457.91		32.65	73,737	2,258	148	(211)	(1)	64	505
26/03/2026	1,442.92		32.82	65,311	1,990	(15)	7	8	0	(51)
27/03/2026	1,447.05		32.88	63,398	1,928	100	(55)	25	(70)	(14)
30/03/2026	1,449.62		32.85	57,708	1,757	(28)	23	40	(35)	(71)
31/03/2026	1,448.14		32.97	71,801	2,178	(121)	46	35	41	(132)

Source: Bloomberg

Exhibit 13: Upcoming events

Date Time	Event	Period	Survey	Actual	Prior	Revised
3/31/2026 3:00	BoP Current Account Balance	Feb	\$1000m	\$2116m	\$724m	\$533m
3/31/2026 3:30	Exports YoY	Feb	--	10.60%	23.60%	--
3/31/2026 3:30	Exports	Feb	--	\$29328m	\$31050m	--
3/31/2026 3:30	Imports YoY	Feb	--	31.70%	30.10%	--
3/31/2026 3:30	Imports	Feb	--	\$28744m	\$31791m	--
3/31/2026 3:30	Trade Balance	Feb	--	\$584m	-\$741m	--
3/31/2026 3:30	BoP Overall Balance	Feb	--	\$373m	\$2193m	--
3/31/2026 20:30	S&P Global Thailand PMI Mfg	Mar	--	--	53.5	--
4/01/2026 3:30	Business Sentiment Index	Mar	--	--	49.6	--
4/03/2026 3:30	Gross International Reserves	27-Mar	--	--	\$280.0b	--
4/03/2026 3:30	Forward Contracts	27-Mar	--	--	\$22.1b	--
4/06/2026 23:30	CPI YoY	Mar	--	--	-0.88%	--
4/06/2026 23:30	CPI NSA MoM	Mar	--	--	-0.24%	--
4/06/2026 23:30	CPI Core YoY	Mar	--	--	0.56%	--
4/06/2026-4/16/2026	Consumer Confidence	Mar	--	--	53.7	--
4/06/2026-4/16/2026	Consumer Confidence Economic	Mar	--	--	47.3	--
4/20/2026-4/25/2026	Car Sales	Mar	--	--	48242	--
4/20/2026-4/26/2026	Customs Exports YoY	Mar	--	--	9.90%	--
4/20/2026-4/26/2026	Customs Imports YoY	Mar	--	--	31.80%	--
4/20/2026-4/26/2026	Customs Trade Balance	Mar	--	--	-\$2834m	--
4/26/2026-4/29/2026	Mfg Production Index ISIC NSA YoY	Mar	--	--	-0.04%	--
4/26/2026-4/29/2026	Capacity Utilization ISIC	Mar	--	--	58.21	--
4/29/2026 3:00	BoT Benchmark Interest Rate	29-Apr	--	--	1.00%	--
4/30/2026 3:00	BoP Current Account Balance	Mar	--	--	\$2116m	--
4/30/2026 3:30	Exports YoY	Mar	--	--	10.60%	--
4/30/2026 3:30	Exports	Mar	--	--	\$29328m	--
4/30/2026 3:30	Imports YoY	Mar	--	--	31.70%	--
4/30/2026 3:30	Imports	Mar	--	--	\$28744m	--
4/30/2026 3:30	Trade Balance	Mar	--	--	\$584m	--
4/30/2026 3:30	BoP Overall Balance	Mar	--	--	\$373m	--

Source: Bloomberg

Exhibit 14: Upcoming XR

Symbol	X-Date	Announce Date	Rights for	Subscription Price	Unit	Subscription Ratio (Holding:New)	Subscription Period	Allotted Shares (Shares)
SPTX	03/04/2026	13/11/2025	Warrants	-	Baht	4 : 1	-	52161220385
HEALTH	08/04/2026	23/12/2025	Warrants	-	Baht	4 : 1	-	147487144
TWZ	16/04/2026	30/03/2026	Common	0.01	Baht	1 : 3	15/06/2026 - 19/06/2026	59582718639
TWZ	16/04/2026	30/03/2026	Warrants	-	Baht	2 : 1	-	29791359320
NKI	29/04/2026	26/02/2026	Common	15	Baht	3.16667 : 1	20/05/2026 - 26/05/2026	12000000
PANEL	29/04/2026	24/02/2026	Warrants	-	Baht	4 : 1	-	47500000
PANEL	29/04/2026	24/02/2026	Warrants	-	Baht	8 : 1	-	23750000
IVF	07/05/2026	27/02/2026	Warrants	-	Baht	3.2 : 1	-	137500000
CIG	08/05/2026	02/03/2026	Common	0.03	Baht	1 : 2	26/05/2026 - 02/06/2026	7473155398
BC	19/06/2026	27/02/2026	Warrants	-	Baht	10 : 1	-	60537945

Source: SET

Exhibit 15: Management trading

Company	Management	Securities	Transaction	Shares	Price (THB)	Action	Value (THBm)
Gunkul Engineering (GUNKUL)	Tarakorn Angpubate	Common Shares	3/27/2026	1,409,961	4.20	Sell	5.92
King Gen (KGEN)	Atthayut Vutthithumme	Common Shares	3/26/2026	90,000	1.22	Sell	0.11
KCG Corporation (KCG)	Songtham Phianpattanawit	Common Shares	3/30/2026	5,000	9.30	Buy	0.05
Ngernturbo (TURBO)	Sutach Ruangsuttipap	Common Shares	3/23/2026	1,391,100	1.44	Buy	2.00
Ngernturbo (TURBO)	Sutach Ruangsuttipap	Common Shares	3/26/2026	1,457,600	1.45	Buy	2.11
Susco (SUSCO)	Mongkol Simaroj	Common Shares	3/31/2026	50,000	2.16	Buy	0.11
Selic Corp (SELIC)	Pattanan Petchchedchoo	Common Shares	3/4/2026	57,900	2.52	Sell	0.15
Selic Corp (SELIC)	Pattanan Petchchedchoo	Common Shares	3/31/2026	106,000	2.54	Sell	0.27
Dimet (siam) (DIMET)	Tharin Harirungcharoen	Common Shares	3/25/2026	2,000,000	0.05	Buy	0.10
Quality Houses Business Complex Leasehold REIT (QHHRREIT)	Sasitorn Phongsathorn	Warrant	3/13/2026	75,000	6.70	Buy	0.50
T.A.C. CONSUMER (TACC)	Chatchawe Vatanasuk	Common Shares	3/23/2026	200,000	5.25	Sell	1.05
T.A.C. CONSUMER (TACC)	Chatchawe Vatanasuk	Common Shares	3/26/2026	297,900	5.37	Sell	1.60
T.A.C. CONSUMER (TACC)	Chatchawe Vatanasuk	Common Shares	3/27/2026	208,500	5.35	Sell	1.12
Thai Nippon Rubber (TNR)	Kongpob Dararattanaroj	Common Shares	3/30/2026	20,000	4.82	Buy	0.10
Thai Mui Corporation (THMUI)	Worapan Kinimarn	Common Shares	3/26/2026	100	0.30	Buy	0.00
Thai Mui Corporation (THMUI)	Tchakorn Leelaprachakul	Common Shares	3/31/2026	48,400	0.32	Buy	0.02
Thai Mui Corporation (THMUI)	Tchakorn Leelaprachakul	Common Shares	3/31/2026	15,900	0.33	Buy	0.01
Thai Mui Corporation (THMUI)	Tchakorn Leelaprachakul	Common Shares	3/31/2026	68,800	0.34	Buy	0.02
Thai Mui Corporation (THMUI)	Tchakorn Leelaprachakul	Common Shares	3/31/2026	50,000	0.35	Buy	0.02
Thai Mui Corporation (THMUI)	Tchakorn Leelaprachakul	Common Shares	3/31/2026	100	0.37	Buy	0.00
Thai Mui Corporation (THMUI)	Tchakorn Leelaprachakul	Common Shares	3/31/2026	100	0.36	Buy	0.00
Thai Mui Corporation (THMUI)	Tchakorn Leelaprachakul	Common Shares	3/31/2026	50,000	0.34	Buy	0.02
Thai Mui Corporation (THMUI)	Tchakorn Leelaprachakul	Common Shares	3/31/2026	50,000	0.35	Buy	0.02
Thai Mui Corporation (THMUI)	Tchakorn Leelaprachakul	Common Shares	3/31/2026	50,000	0.36	Buy	0.02
Thai Mui Corporation (THMUI)	Tchakorn Leelaprachakul	Common Shares	3/31/2026	100	0.37	Buy	0.00
Paneles Matic Solutions (PANEL)	Somsak Prikboonchan	Common Shares	3/25/2026	19,000	1.23	Sell	0.02
Paneles Matic Solutions (PANEL)	Somsak Prikboonchan	Common Shares	3/26/2026	81,000	1.16	Sell	0.09
Paneles Matic Solutions (PANEL)	Somsak Prikboonchan	Common Shares	3/26/2026	30,000	1.14	Sell	0.03
Power Line Engineering (PLE)	Panich Vikitsreth	Common Shares	3/30/2026	2,500,000	0.17	Sell	0.43
Patrangsit Healthcare Group (PHG)	Ronnachit Yaemsaard	Common Shares	3/27/2026	26,700	12.49	Buy	0.33
Patrangsit Healthcare Group (PHG)	Ronnachit Yaemsaard	Common Shares	3/30/2026	40,000	12.42	Buy	0.50
Food Moments (FM)	Sumate Masileerungsri	Common Shares	3/30/2026	2,000	4.12	Sell	0.01
Firetrade Engineering (FTE)	Taksin Tantipijit	Common Shares	3/30/2026	48,600	1.99	Buy	0.10
MR. D.I.Y. Holding (Thailand) (MRDIYT)	Kopma Asawakidakarn	Common Shares	3/30/2026	5,400	8.10	Buy	0.04
Ratchaphruek Hospital (RPH)	Vallop Laopaiboon	Common Shares	3/31/2026	10,000	4.92	Buy	0.05
Intermedical Care and Lab Hospital (IMH)	Sittiwat Kamkatwong	Common Shares	3/30/2026	5,400	3.09	Buy	0.02
World Flex (WFX)	Chawalit Tiyadechachai	Common Shares	3/30/2026	64,100	1.19	Buy	0.08
World Flex (WFX)	Chawalit Tiyadechachai	Common Shares	3/30/2026	50,000	1.21	Buy	0.06
World Flex (WFX)	Chawalit Tiyadechachai	Common Shares	3/30/2026	8,000	1.24	Buy	0.01
World Flex (WFX)	Chawalit Tiyadechachai	Common Shares	3/30/2026	200,000	1.25	Buy	0.25
Stone One (STX)	Krittanan Pingclasai	Common Shares	3/25/2026	1,783,300	0.97	Sell	1.73
Stone One (STX)	Krittanan Pingclasai	Common Shares	3/26/2026	675,200	0.94	Sell	0.63
Stone One (STX)	Krittanan Pingclasai	Common Shares	3/27/2026	580,000	0.90	Sell	0.52
Stone One (STX)	Krittanan Pingclasai	Common Shares	3/30/2026	382,200	0.89	Sell	0.34
Stone One (STX)	Krittanan Pingclasai	Common Shares	3/31/2026	600,000	0.91	Sell	0.55
Stone One (STX)	Natthakul Pingclasai	Common Shares	3/25/2026	1,783,300	0.97	Sell	1.73
Stone One (STX)	Natthakul Pingclasai	Common Shares	3/26/2026	675,200	0.94	Sell	0.63
Stone One (STX)	Natthakul Pingclasai	Common Shares	3/27/2026	580,000	0.90	Sell	0.52
Stone One (STX)	Natthakul Pingclasai	Common Shares	3/30/2026	382,200	0.89	Sell	0.34
Stone One (STX)	Natthakul Pingclasai	Common Shares	3/31/2026	600,000	0.91	Sell	0.55
Alpha Divisions (ALPHAX)	Teera Chutivarapon	Common Shares	3/27/2026	100,000,000	0.45	Sell	45.00
Eastern Power Group (EP)	Yuth Chinpakkul	Common Shares	3/30/2026	7,800	1.16	Buy	0.01
SAAM Development (SAAM)	Podduang Kongkamee	Common Shares	3/26/2026	2,900	4.81	Sell	0.01
Advice IT Infinite (ADVICE)	Buncha Wongleakpai	Common Shares	3/31/2026	100	5.30	Sell	0.00
Asset Five Group (A5)	Chotikorn Panchasarp	Warrant	3/30/2026	550,000	0.06	Sell	0.03
Asset Five Group (A5)	Chotikorn Panchasarp	Warrant	3/31/2026	1,400,000	0.06	Sell	0.08

Source: SEC

Exhibit 16: Upcoming XM

Symbol	X-Date	Meeting Date	Agenda	Meeting Place / Channel for Inquiry
CEN	01/04/2026	30/04/2026	Omitted dividend payment,Capital increase,Changing The director(s),To consider other matters (if any).	Electronic meeting
CRANE	01/04/2026	23/04/2026	Omitted dividend payment,Changing The director(s)	Room no. 216-217 at Bangkok International Trade & Exhibition Centre (BITEC) address no. 88 Debaratna Road Km. 1, Sount Bangna, Bangna, Bangkok
PPPM	01/04/2026	29/04/2026	Omitted dividend payment,Capital increase,The issuance of convertible securities,Changing The director(s)	Electronic meeting
RWI	01/04/2026	30/04/2026	Omitted dividend payment,Capital increase,Changing The director(s),To consider and approve the amendment of company's objectives	Electronic meeting
SYNTEC	01/04/2026	30/04/2026	Cash dividend payment,Changing The director(s)	Only Electronic meeting
THRE	01/04/2026	28/04/2026	Omitted dividend payment,Changing The director(s),To approve the shareholding and management restructuring plan of the Company and other related matters.	Victor Club, 8th Floor, Sathorn Square Building, North Sathorn Road, Bangrak, Bangkok
XBIO	01/04/2026	30/04/2026	Omitted dividend payment,Capital increase,Changing The director(s),To consider and approve the amendment of Article of the Company's Memorandum of Association to reflect the capital reduction	Electronic meeting
CSR	02/04/2026	30/04/2026	Cash dividend payment,Changing The director(s)	At the Guest Lounge, 2nd Floor, Navatane Golf Course Clubhouse, No. 22, Navatane Road, Ram Inthra Sub-district, Khan Na Yao District, Bangkok 10230
SOLAR	02/04/2026	30/04/2026	Omitted dividend payment,Capital increase,Changing The director(s),To consider and approve the amendment of Article of the Company's Memorandum of Association to reflect the capital reduction	The Magnolia 1 Room, TK Palace Hotel & Convention, located at 54/7 Chaengwattana Rd., Soi Changwattana15, Thungsonghong, Laksi, Bangkok, 10210, Thailand.
TNPC	02/04/2026	24/04/2026	Omitted dividend payment,Changing The director(s)	Ballroom 3, Shangri-La Hotel, Located at 89 Soi Wat Suan Plu, New Road, Bangrak, Bangkok 10500 (On-site)
AHC	07/04/2026	07/05/2026	Changing The director(s)	Electronic meeting
CPTREIT	07/04/2026	-	Fund management,Financial position and performance,Appointment of auditors and audit costs,Acknowledgment of the distribution of benefits from 2025 performance	Email : ir@cplrg.co.th 2) Registered mail with acknowledgement CP Land REIT Growth Company Limited, Address : 3 CP Tower 2,10th Floor, Ratchadaphisek Road, Din Daeng Subdistrict, Din Daeng District, Bangkok 10400 16/04/2026 - 30/04/2026
SE-ED	07/04/2026	29/04/2026	Omitted dividend payment,Changing The director(s)	Conference room 11A of the Interlink Tower Bangna Building, 9 Floor, ("Nation Tower" - old name) Debaratna Road, Bangna Tai, Bangna, Bangkok, Thailand.
HEALTH	08/04/2026	30/04/2026	Omitted dividend payment,Changing The director(s)	Electronic meeting
HYDRO	08/04/2026	29/04/2026	Omitted dividend payment,Change of par value	Main conference room, headquarters, 8th floor, 4/103 W building, Moo11, Lat Sawai Subdistrict, Lam Luk Ka District, Pathum Thani 12150, Thailand
KPNREIT	08/04/2026	29/04/2026	Fund management,Financial position and performance,Appointment of auditors and audit costs	KPN Tower
TCOAT	08/04/2026	30/04/2026	Cash dividend payment,Changing The director(s)	At Thai coating Industrial Public Company Limited 99/9 Moo 5 Sai 304 Road , Nongprong , Srimahapo, Prachinburi 25140
TSI	08/04/2026	30/04/2026	Omitted dividend payment,Changing The director(s)	Grand Centre Point Ploenchit, Bangkok, Witthayu Room, No. 100 Witthayu Road, Lumpini, Pathumwan, Bangkok 10330
TPL	09/04/2026	27/04/2026	Omitted dividend payment,Changing The director(s),To consider and approve the amalgamation	Electronic meeting
SAM	10/04/2026	30/04/2026	Omitted dividend payment,Changing The director(s)	Ramada Plaza by Wyndham Bangkok Menam, Nan-Sindhu Room
TWZ	16/04/2026	18/05/2026	Capital increase,The issuance of convertible securities,To consider and approve the amendment of Article of the Company's Memorandum of Association to reflect the capital reduction	Electronic meeting
EMPIRE	21/04/2026	29/05/2026	Acquisition and disposition of assets / Acquisition or Disposition of Assets	via electronic means at the Company's head office, No. 89, AIA Capital Center Building, 9th Floor, Room 901, Ratchadaphisek Road, Din Daeng Subdistrict, Din Daeng District, Bangkok
SPTX	21/04/2026	29/05/2026	Capital increase,Acquisition and disposition of assets / Acquisition or Disposition of Assets ,Increasing the company's registered capital and amending Article 4 of the Memorandum of Association. - Allocating additional shares for private placement	Electronic meeting

Source: SET

Exhibit 17: Upcoming XD [1/7]

Symbol	X-Date	Dividend (per Share)	Unit	Operation Period	Source of Dividend	Payment Date	Price	Div Yield	Par
JAPAN13	01/04/2026	0.02505	Baht	-	-	11/05/2026	4.76	0.5%	-
JEPI19	01/04/2026	0.031	Baht	-	-	30/04/2026	6.20	0.5%	-
NDX01	01/04/2026	0.0071	Baht	-	-	11/05/2026	20.00	0.0%	-
SCC	01/04/2026	2.5	Baht	01/01/2025 - 31/12/2025	NP	21/04/2026	207.00	1.2%	1
SPBOND80	01/04/2026	0.02616	Baht	-	-	06/05/2026	8.40	0.3%	-
SYNTEC	01/04/2026	0.07	Baht	01/07/2025 - 31/12/2025	NP	15/05/2026	1.70	4.1%	1
CSCO06	02/04/2026	0.01621	Baht	-	-	15/05/2026	3.16	0.5%	-
AXP06	03/04/2026	0.00651	Baht	-	-	29/05/2026	2.46	0.3%	-
TME23	03/04/2026	0.02469	Baht	-	-	13/05/2026	0.98	2.5%	-
ATP30	07/04/2026	0.04	Baht	01/01/2025 - 31/12/2025	Both	24/04/2026	0.83	4.8%	0.25
DCC	07/04/2026	0.01	Baht	01/10/2025 - 31/12/2025	NP	30/04/2026	1.26	0.8%	0.1
JPMUS06	07/04/2026	0.0137	Baht	-	-	29/05/2026	3.20	0.4%	-
JPMUS19	07/04/2026	0.082	Baht	-	-	29/05/2026	19.20	0.4%	-
SMPC	07/04/2026	0.3	Baht	01/07/2025 - 31/12/2025	NP	30/04/2026	9.20	3.3%	1
DBS19	08/04/2026	0.1993	Baht	-	-	05/05/2026	14.60	1.4%	-
JD80	08/04/2026	0.15702	Baht	-	-	20/05/2026	4.74	3.3%	-
TCOAT	08/04/2026	0.5	Baht	-	RE	26/05/2026	27.75	1.8%	10
BLC	09/04/2026	0.05	Baht	01/01/2025 - 31/12/2025	NP	30/04/2026	3.88	1.3%	0.5
BTNC	09/04/2026	1.5	Baht	01/01/2025 - 31/12/2025	NP	29/04/2026	19.80	7.6%	10
CRM01	09/04/2026	0.0037	Baht	-	-	20/05/2026	3.38	0.1%	-
CRM06	09/04/2026	0.00482	Baht	-	-	20/05/2026	2.44	0.2%	-
CRM80	09/04/2026	0.01389	Baht	-	-	20/05/2026	6.15	0.2%	-
GC	09/04/2026	0.22	Baht	01/07/2025 - 31/12/2025	NP	30/04/2026	4.54	4.8%	0.5
GPI	09/04/2026	0.07	Baht	01/06/2025 - 31/12/2025	NP	27/04/2026	1.64	4.3%	0.5
MA80	09/04/2026	0.00275	Baht	-	-	04/06/2026	1.63	0.2%	-
ORCL01	09/04/2026	0.0072	Baht	-	-	21/05/2026	3.00	0.2%	-
ORCL06	09/04/2026	0.00548	Baht	-	-	08/05/2026	1.92	0.3%	-
ORCL19	09/04/2026	0.0133	Baht	-	-	08/05/2026	4.78	0.3%	-
S11	09/04/2026	0.14	Baht	01/01/2025 - 31/12/2025	NP	30/04/2026	3.84	3.6%	1
AUCT	10/04/2026	0.205	Baht	01/07/2025 - 31/12/2025	Both	30/04/2026	5.00	4.1%	0.25
CATL01	10/04/2026	0.0652	Baht	-	-	08/06/2026	5.85	1.1%	-
CATL80	10/04/2026	0.31754	Baht	-	-	10/06/2026	25.75	1.2%	-
KTB	10/04/2026	2.24	Baht	01/01/2025 - 31/12/2025	NP	30/04/2026	35.00	6.4%	5.15
KTB-P	10/04/2026	2.3945	Baht	01/01/2025 - 31/12/2025	NP	30/04/2026	167.50	1.4%	5.15
KTC	10/04/2026	1.77	Baht	01/01/2025 - 31/12/2025	NP	30/04/2026	29.75	5.9%	1
MRVL06	10/04/2026	0.00167	Baht	-	-	27/05/2026	3.22	0.1%	-
MRVL80	10/04/2026	0.00196	Baht	-	-	27/05/2026	3.24	0.1%	-
QTC	10/04/2026	0.2	Baht	-	RE	30/04/2026	3.64	5.5%	1
TPLAS	10/04/2026	0.04	Baht	01/01/2025 - 31/12/2025	Both	08/05/2026	1.23	3.3%	0.5
WASH	10/04/2026	0.1066	Baht	01/01/2025 - 31/12/2025	NP	29/04/2026	5.00	2.1%	0.5
ABBV19	16/04/2026	0.0455	Baht	-	-	29/05/2026	7.10	0.6%	-
BANPU	16/04/2026	0.18	Baht	-	RE	29/04/2026	6.05	3.0%	1
BPP	16/04/2026	0.35	Baht	01/07/2025 - 31/12/2025	NP	28/04/2026	12.50	2.8%	10
MEB	16/04/2026	1.1	Baht	01/01/2025 - 31/12/2025	NP	05/05/2026	13.70	8.0%	0.5
TCAP	16/04/2026	2.2	Baht	-	RE	30/04/2026	56.75	3.9%	10
TCAP-P	16/04/2026	2.2	Baht	-	RE	30/04/2026	560.00	0.4%	10
TMT	16/04/2026	0.1	Baht	01/01/2025 - 31/12/2025	NP	30/04/2026	3.92	2.6%	1
CFARM	17/04/2026	0.02	Baht	01/01/2025 - 31/12/2025	Both	07/05/2026	0.86	2.3%	1
IT	17/04/2026	0.21	Baht	01/01/2025 - 31/12/2025	NP	05/05/2026	4.04	5.2%	1
KWC	17/04/2026	11.5	Baht	01/01/2025 - 31/12/2025	NP	05/05/2026	270.00	4.3%	10
MAJOR	17/04/2026	0.25	Baht	01/01/2025 - 31/12/2025	NP	06/05/2026	7.25	3.4%	1
STP	17/04/2026	0.42	Baht	01/07/2025 - 31/12/2025	NP	08/05/2026	10.50	4.0%	1
TOG	17/04/2026	0.3	Baht	01/07/2025 - 31/12/2025	Both	06/05/2026	6.80	4.4%	1
UKEM	17/04/2026	0.015	Baht	01/01/2025 - 31/12/2025	NP	07/05/2026	0.94	1.6%	0.25

Source: SET

Exhibit 18: Upcoming XD [2/7]

Symbol	X-Date	Dividend (per Share)	Unit	Operation Period	Source of Dividend	Payment Date	Price	Div Yield	Par
CPAXT	20/04/2026	0.53	Baht	01/01/2025 - 31/12/2025	NP	07/05/2026	16.00	3.3%	1
FERRARI80	20/04/2026	0.0132	Baht	-	-	28/05/2026	1.08	1.2%	-
KGI	20/04/2026	0.31	Baht	01/01/2025 - 31/12/2025	NP	07/05/2026	4.32	7.2%	1
MCS	20/04/2026	0.7	Baht	01/01/2025 - 31/12/2025	NP	07/05/2026	9.65	7.3%	1
PLANB	20/04/2026	0.0435	Baht	-	RE	08/05/2026	3.92	1.1%	0.1
SCB	20/04/2026	9.28	Baht	01/01/2025 - 31/12/2025	NP	07/05/2026	144.00	6.4%	10
SMART	20/04/2026	0.0675	Baht	01/01/2025 - 31/12/2025	NP	05/05/2026	0.64	10.5%	0.5
SMIT	20/04/2026	0.14	Baht	01/07/2025 - 31/12/2025	NP	07/05/2026	3.54	4.0%	1
YUASA	20/04/2026	0.9023	Baht	01/01/2025 - 31/12/2025	NP	08/05/2026	15.00	6.0%	1
BLA	21/04/2026	0.48	Baht	-	RE	-	20.40	2.4%	1
CRC	21/04/2026	1.11	Baht	01/01/2025 - 31/12/2025	NP	08/05/2026	18.70	5.9%	1
DELL19	21/04/2026	0.0165	Baht	-	-	29/05/2026	5.30	0.3%	-
HERMES80	21/04/2026	0.04731	Baht	-	-	20/05/2026	6.20	0.8%	-
KBANK	21/04/2026	12	Baht	-	RE	08/05/2026	191.00	6.3%	10
MODERN	21/04/2026	0.15	Baht	01/01/2025 - 31/12/2025	Both	07/05/2026	2.08	7.2%	1
SPA	21/04/2026	0.1	Baht	01/01/2025 - 31/12/2025	NP	07/05/2026	3.24	3.1%	0.25
STA	21/04/2026	0.5	Baht	-	RE	08/05/2026	17.80	2.8%	1
STGT	21/04/2026	0.5	Baht	-	RE	08/05/2026	11.20	4.5%	0.5
AIT	22/04/2026	0.21	Baht	01/01/2025 - 31/12/2025	NP	08/05/2026	4.86	4.3%	1
BBL	22/04/2026	8	Baht	-	RE	08/05/2026	166.50	4.8%	10
HMPRO	22/04/2026	0.22	Baht	01/07/2025 - 31/12/2025	NP	07/05/2026	6.15	3.6%	1
PSL	22/04/2026	0.1	Baht	-	RE	07/05/2026	6.75	1.5%	1
TACC	22/04/2026	0.21	Baht	01/01/2025 - 31/12/2025	NP	06/05/2026	5.40	3.9%	0.25
NER	23/04/2026	0.26	Baht	01/01/2025 - 31/12/2025	NP	07/05/2026	4.88	5.3%	0.5
ASML01	24/04/2026	0.0619	Baht	-	-	27/05/2026	35.50	0.2%	-
BR	24/04/2026	0.02	Baht	01/01/2025 - 31/12/2025	Both	15/05/2026	1.63	1.2%	5
NUT	24/04/2026	0.17	Baht	01/07/2025 - 31/12/2025	Both	13/05/2026	4.16	4.1%	0.5
THAI	24/04/2026	0.21	Baht	01/01/2025 - 31/12/2025	NP	18/05/2026	6.10	3.4%	1.3
TPS	24/04/2026	0.12	Baht	01/01/2025 - 31/12/2025	NP	19/05/2026	3.32	3.6%	0.5
UOB19	24/04/2026	0.1716	Baht	-	-	22/05/2026	9.35	1.8%	-
ADB	27/04/2026	0.03	Baht	-	RE	15/05/2026	0.58	5.2%	0.5
AMARC	27/04/2026	0.1	Baht	01/01/2025 - 31/12/2025	NP	08/05/2026	3.38	3.0%	0.5
ANI	27/04/2026	0.05	Baht	01/01/2025 - 31/12/2025	NP	19/05/2026	2.66	1.9%	0.5
JPARK	27/04/2026	0.1	Baht	01/01/2025 - 31/12/2025	NP	20/05/2026	2.86	3.5%	0.5
LHFG	27/04/2026	0.05	Baht	01/01/2025 - 31/12/2025	Both	15/05/2026	1.01	5.0%	1
LPH	27/04/2026	0.1	Baht	01/01/2025 - 31/12/2025	Both	08/05/2026	3.68	2.7%	0.5
QH	27/04/2026	0.07	Baht	01/07/2025 - 31/12/2025	NP	19/05/2026	1.38	5.1%	1
SRICHA	27/04/2026	1	Baht	-	RE	05/05/2026	14.10	7.1%	1
TITLE	27/04/2026	0.4	Baht	01/01/2025 - 31/12/2025	NP	15/05/2026	7.70	5.2%	0.5
TKS	27/04/2026	0.36	Baht	01/07/2025 - 31/12/2025	Both	14/05/2026	6.20	5.8%	1
TTB	27/04/2026	0.068	Baht	01/07/2025 - 31/12/2025	NP	20/05/2026	2.30	3.0%	0.95
APCO	28/04/2026	0.091	Baht	01/01/2025 - 31/12/2025	Both	13/05/2026	2.76	3.3%	0.5
III	28/04/2026	0.15	Baht	01/01/2025 - 31/12/2025	Both	15/05/2026	3.90	3.8%	0.5
IROYAL	28/04/2026	0.43	Baht	01/01/2025 - 31/12/2025	Both	15/05/2026	5.50	7.8%	0.5
JSP	28/04/2026	0.0474	Baht	01/01/2025 - 31/12/2025	NP	15/05/2026	1.95	2.4%	0.5
LVMH01	28/04/2026	0.1277	Baht	-	-	27/05/2026	11.00	1.2%	-
MCA	28/04/2026	0.044	Baht	01/01/2025 - 31/12/2025	NP	19/05/2026	1.16	3.8%	0.5
MPJ	28/04/2026	0.34	Baht	01/01/2025 - 31/12/2025	NP	19/05/2026	3.96	8.6%	0.5
MTC	28/04/2026	0.29	Baht	01/01/2025 - 31/12/2025	NP	15/05/2026	28.75	1.0%	1
SPREME	28/04/2026	0.12	Baht	01/01/2025 - 31/12/2025	NP	20/05/2026	1.57	7.6%	0.5
STEG19	28/04/2026	0.2671	Baht	-	-	29/05/2026	28.00	1.0%	-
SUN	28/04/2026	0.05	Baht	01/07/2025 - 31/12/2025	NP	20/05/2026	2.68	1.9%	0.5
UAC	28/04/2026	0.2	Baht	01/01/2025 - 31/12/2025	Both	15/05/2026	2.90	6.9%	0.5
WHAUP	28/04/2026	0.1925	Baht	01/01/2025 - 31/12/2025	Both	18/05/2026	4.46	4.3%	1

Source: SET

Exhibit 19: Upcoming XD [3/7]

Symbol	X-Date	Dividend (per Share)	Unit	Operation Period	Source of Dividend	Payment Date	Price	Div Yield	Par
88TH	29/04/2026	0.185	Baht	01/01/2025 - 31/12/2025	NP	19/05/2026	4.94	3.7%	1
ACG	29/04/2026	0.04	Baht	01/01/2025 - 31/12/2025	Both	18/05/2026	0.64	6.3%	0.5
BBIK	29/04/2026	0.48	Baht	01/01/2025 - 31/12/2025	NP	20/05/2026	18.80	2.6%	0.5
BCH	29/04/2026	0.3	Baht	01/01/2025 - 31/12/2025	NP	22/05/2026	9.70	3.1%	1
BIS	29/04/2026	0.04	Baht	01/07/2025 - 31/12/2025	NP	18/05/2026	2.02	2.0%	0.5
BJC	29/04/2026	0.36	Baht	01/07/2025 - 31/12/2025	NP	21/05/2026	15.20	2.4%	1
DTCI	29/04/2026	0.25	Baht	-	RE	22/05/2026	19.00	1.3%	10
EASON	29/04/2026	0.08	Baht	01/01/2025 - 31/12/2025	NP	15/05/2026	1.11	7.2%	1
INET	29/04/2026	0.126	Baht	01/01/2025 - 31/12/2025	NP	22/05/2026	3.50	3.6%	1
KKP	29/04/2026	4.2	Baht	01/01/2025 - 31/12/2025	NP	21/05/2026	75.75	5.5%	10
KLINIQ	29/04/2026	0.75	Baht	01/01/2025 - 31/12/2025	NP	21/05/2026	23.50	3.2%	0.5
LH	29/04/2026	0.12	Baht	01/07/2025 - 31/12/2025	Both	20/05/2026	3.76	3.2%	1
LOREAL80	29/04/2026	0.0263	Baht	-	-	27/05/2026	1.32	2.0%	-
MEDEZE	29/04/2026	0.08	Baht	01/01/2025 - 31/12/2025	Both	19/05/2026	6.70	1.2%	0.5
MOONG	29/04/2026	0.16	Baht	01/01/2025 - 31/12/2025	NP	19/05/2026	2.28	7.0%	0.5
MOSHI	29/04/2026	1.22	Baht	01/01/2025 - 31/12/2025	NP	22/05/2026	34.50	3.5%	1
PANEL	29/04/2026	0.033	Baht	01/01/2025 - 31/12/2025	NP	20/05/2026	1.24	2.7%	0.5
PCE	29/04/2026	0.08	Baht	01/01/2025 - 31/12/2025	NP	20/05/2026	2.70	3.0%	1
PROUD	29/04/2026	0.09	Baht	01/01/2025 - 31/12/2025	NP	18/05/2026	1.00	9.0%	1
READY	29/04/2026	0.15	Baht	01/07/2025 - 31/12/2025	Both	20/05/2026	3.24	4.6%	0.5
RPC	29/04/2026	0.01	Baht	01/01/2025 - 31/12/2025	Both	20/05/2026	0.47	2.1%	1
RPH	29/04/2026	0.18	Baht	01/07/2025 - 31/12/2025	NP	19/05/2026	4.92	3.7%	1
SAK	29/04/2026	0.2	Baht	01/01/2025 - 31/12/2025	NP	20/05/2026	3.28	6.1%	1
SALEE	29/04/2026	0.012	Baht	-	RE	22/05/2026	0.40	3.0%	0.25
SAMCO	29/04/2026	0.02	Baht	01/01/2025 - 31/12/2025	NP	20/05/2026	0.72	2.8%	1
SAPPE	29/04/2026	1.75	Baht	01/01/2025 - 31/12/2025	NP	21/05/2026	31.25	5.6%	1
SKR	29/04/2026	0.16	Baht	01/01/2025 - 31/12/2025	NP	15/05/2026	7.00	2.3%	0.5
TERA	29/04/2026	0.067	Baht	-	RE	20/05/2026	1.01	6.6%	0.5
TISCO	29/04/2026	5.75	Baht	01/01/2025 - 31/12/2025	NP	19/05/2026	113.00	5.1%	10
TISCO-P	29/04/2026	5.75	Baht	01/01/2025 - 31/12/2025	NP	19/05/2026	1,346.00	0.4%	10
TWPC	29/04/2026	0.114	Baht	01/01/2025 - 31/12/2025	NP	20/05/2026	2.86	4.0%	1
AHC	30/04/2026	0.52	Baht	-	RE	20/05/2026	13.30	3.9%	1
ASW	30/04/2026	0.5	Baht	01/01/2025 - 31/12/2025	NP	22/05/2026	7.15	7.0%	1
AURA	30/04/2026	0.56	Baht	01/01/2025 - 31/12/2025	NP	21/05/2026	13.90	4.0%	1
CIMBT	30/04/2026	0.059	Baht	01/01/2025 - 31/12/2025	NP	21/05/2026	0.37	15.9%	0.5
CPALL	30/04/2026	1.65	Baht	01/01/2025 - 31/12/2025	NP	22/05/2026	45.50	3.6%	1
CSS	30/04/2026	0.02	Baht	01/07/2025 - 31/12/2025	Both	22/05/2026	0.77	2.6%	0.5
D	30/04/2026	0.105	Baht	01/01/2025 - 31/12/2025	Both	19/05/2026	2.74	3.8%	0.5
DDD	30/04/2026	0.03	Baht	01/01/2025 - 31/12/2025	Both	22/05/2026	5.70	0.5%	1
GABLE	30/04/2026	0.32	Baht	01/01/2025 - 31/12/2025	NP	21/05/2026	3.88	8.2%	1
GYT	30/04/2026	8	Baht	01/01/2025 - 31/12/2025	NP	21/05/2026	184.00	4.3%	10
HTC	30/04/2026	0.54	Baht	01/07/2025 - 31/12/2025	NP	20/05/2026	15.40	3.5%	0.5
JUBILE	30/04/2026	0.14	Baht	01/07/2025 - 31/12/2025	NP	15/05/2026	7.25	1.9%	1
KISS	30/04/2026	0.1	Baht	01/07/2025 - 31/12/2025	Both	22/05/2026	3.28	3.0%	0.5
LRH	30/04/2026	1.45	Baht	-	RE	20/05/2026	33.75	4.3%	10
MGI	30/04/2026	0.25	Baht	01/01/2025 - 31/12/2025	NP	22/05/2026	5.30	4.7%	0.5
MICRO	30/04/2026	0.027	Baht	01/01/2025 - 31/12/2025	NP	22/05/2026	0.82	3.3%	1
MITSIB	30/04/2026	0.02	Baht	01/01/2025 - 31/12/2025	NP	18/05/2026	0.53	3.8%	0.5
NSL	30/04/2026	0.55	Baht	01/01/2025 - 31/12/2025	NP	18/05/2026	22.00	2.5%	1
PACO	30/04/2026	0.1	Baht	01/01/2025 - 31/12/2025	Both	18/05/2026	1.29	7.8%	0.5
PIMO	30/04/2026	0.026	Baht	01/07/2025 - 31/12/2025	NP	20/05/2026	1.00	2.6%	0.25
PR9	30/04/2026	0.3	Baht	01/07/2025 - 31/12/2025	NP	22/05/2026	16.50	1.8%	1
PREB	30/04/2026	0.2	Baht	01/01/2025 - 31/12/2025	NP	22/05/2026	3.78	5.3%	1
ROJNA	30/04/2026	0.5	Baht	-	RE	22/05/2026	5.25	9.5%	1

Source: SET

Exhibit 20: Upcoming XD [4/7]

Symbol	X-Date	Dividend (per Share)	Unit	Operation Period	Source of Dividend	Payment Date	Price	Div Yield	Par
SABINA	30/04/2026	0.6	Baht	-	RE	19/05/2026	15.60	3.8%	1
SAUCE	30/04/2026	1.81	Baht	01/01/2025 - 31/12/2025	NP	19/05/2026	41.25	4.4%	1
SJWD	30/04/2026	0.3	Baht	01/07/2025 - 31/12/2025	NP	20/05/2026	7.40	4.1%	0.5
SMT	30/04/2026	0.03	Baht	-	RE	21/05/2026	1.32	2.3%	1
SYNEX	30/04/2026	0.38	Baht	01/07/2025 - 31/12/2025	NP	12/05/2026	9.40	4.0%	1
TGH	30/04/2026	0.1	Baht	01/01/2025 - 31/12/2025	NP	25/05/2026	11.00	0.9%	10
TRUBB	30/04/2026	0.0031	Baht	01/01/2025 - 31/12/2025	NP	21/05/2026	1.05	0.3%	1
TRUBB	30/04/2026	36 : 1	Share	01/01/2025 - 31/12/2025	NP	21/05/2026	1.05	-	1
AMATA	05/05/2026	0.75	Baht	01/01/2025 - 31/12/2025	NP	26/05/2026	19.00	3.9%	1
BAM	05/05/2026	0.5	Baht	01/01/2025 - 31/12/2025	NP	22/05/2026	7.10	7.0%	5
BAY	05/05/2026	0.9	Baht	-	RE	21/05/2026	25.50	3.5%	10
BE8	05/05/2026	0.04	Baht	01/01/2025 - 31/12/2025	NP	22/05/2026	5.55	0.7%	0.5
BEC	05/05/2026	0.06	Baht	-	RE	21/05/2026	1.93	3.1%	1
COCOCO	05/05/2026	0.12	Baht	-	RE	22/05/2026	5.55	2.2%	0.5
CPF	05/05/2026	0.25	Baht	01/01/2025 - 31/12/2025	NP	22/05/2026	20.90	1.2%	1
EASTW	05/05/2026	0.01	Baht	01/01/2025 - 31/12/2025	Both	26/05/2026	3.04	0.3%	1
EKH	05/05/2026	0.3	Baht	01/01/2025 - 31/12/2025	Both	18/05/2026	5.00	6.0%	0.5
FLOYD	05/05/2026	0.1	Baht	01/01/2025 - 31/12/2025	NP	22/05/2026	1.12	8.9%	0.5
FPI	05/05/2026	0.04	Baht	01/07/2025 - 31/12/2025	NP	15/05/2026	1.67	2.4%	0.25
FTE	05/05/2026	0.09	Baht	01/07/2025 - 31/12/2025	NP	22/05/2026	2.00	4.5%	0.5
ICBC19	05/05/2026	0.0714	Baht	-	-	06/07/2026	2.88	2.5%	-
IND	05/05/2026	0.073	Baht	01/01/2025 - 31/12/2025	NP	20/05/2026	1.14	6.4%	0.5
IVL	05/05/2026	0.175	Baht	01/01/2025 - 31/12/2025	NP	22/05/2026	25.25	0.7%	1
KCG	05/05/2026	0.51	Baht	01/01/2025 - 31/12/2025	NP	22/05/2026	9.50	5.4%	1
KWM	05/05/2026	0.0307	Baht	-	RE	22/05/2026	0.86	3.6%	0.5
MANRIN	05/05/2026	0.25	Baht	01/01/2025 - 31/12/2025	Both	20/05/2026	23.10	1.1%	10
MINT	05/05/2026	0.4	Baht	01/01/2025 - 31/12/2025	NP	22/05/2026	21.60	1.9%	1
MOTHER	05/05/2026	0.034	Baht	01/01/2025 - 31/12/2025	NP	22/05/2026	1.13	3.0%	0.5
NEO	05/05/2026	1.35	Baht	01/01/2025 - 31/12/2025	NP	21/05/2026	19.20	7.0%	1
NEW	05/05/2026	1.6	Baht	01/01/2025 - 31/12/2025	NP	22/05/2026	125.50	1.3%	10
NPK	05/05/2026	0.25	Baht	-	RE	15/05/2026	14.00	1.8%	10
NYT	05/05/2026	0.5	Baht	01/01/2025 - 31/12/2025	NP	22/05/2026	4.20	11.9%	0.5
ONEE	05/05/2026	0.13	Baht	01/07/2025 - 31/12/2025	NP	20/05/2026	2.70	4.8%	2
ORN	05/05/2026	0.02	Baht	01/01/2025 - 31/12/2025	Both	22/05/2026	0.77	2.6%	1
PHG	05/05/2026	0.7	Baht	01/01/2025 - 31/12/2025	NP	27/05/2026	12.60	5.6%	1
PRAPAT	05/05/2026	0.04	Baht	01/01/2025 - 31/12/2025	NP	25/05/2026	0.73	5.5%	0.5
SANOFI80	05/05/2026	0.15275	Baht	-	-	02/06/2026	3.12	4.9%	-
SEAFCO	05/05/2026	0.12	Baht	01/01/2025 - 31/12/2025	NP	20/05/2026	2.38	5.0%	0.5
SICT	05/05/2026	0.025	Baht	01/01/2025 - 31/12/2025	NP	26/05/2026	2.34	1.1%	0.5
SINO	05/05/2026	0.028846	Baht	01/07/2025 - 31/12/2025	Both	22/05/2026	0.85	3.4%	0.5
SITHAI	05/05/2026	0.04	Baht	-	RE	22/05/2026	1.01	4.0%	1
SNNP	05/05/2026	0.345	Baht	01/01/2025 - 31/12/2025	NP	21/05/2026	7.30	4.7%	0.5
SNPS	05/05/2026	0.19	Baht	-	RE	15/05/2026	4.86	3.9%	1
SPBOND80	05/05/2026	0.02616	Baht	-	-	29/05/2026	8.40	0.3%	-
SSF	05/05/2026	0.3704	Baht	01/01/2025 - 31/12/2025	Both	21/05/2026	5.15	7.2%	1
SSP	05/05/2026	0.205	Baht	01/01/2025 - 31/12/2025	NP	21/05/2026	3.58	5.7%	1
TKC	05/05/2026	0.2	Baht	01/01/2025 - 31/12/2025	NP	20/05/2026	7.45	2.7%	1
TPBI	05/05/2026	0.23	Baht	01/01/2025 - 31/12/2025	NP	22/05/2026	3.24	7.1%	1
UBA	05/05/2026	0.09725	Baht	01/01/2025 - 31/12/2025	NP	20/05/2026	1.07	9.1%	0.5
VENTURE19	05/05/2026	0.1212	Baht	-	-	05/06/2026	3.96	3.1%	-
VRANDA	05/05/2026	0.185	Baht	01/01/2025 - 31/12/2025	NP	20/05/2026	4.24	4.4%	5
WINNER	05/05/2026	0.09	Baht	-	RE	19/05/2026	2.08	4.3%	0.25
ALUCON	06/05/2026	16	Baht	01/01/2025 - 31/12/2025	NP	15/05/2026	222.00	7.2%	10
AP	06/05/2026	0.52	Baht	01/01/2025 - 31/12/2025	NP	21/05/2026	8.40	6.2%	1

Source: SET

Exhibit 21: Upcoming XD [5/7]

Symbol	X-Date	Dividend (per Share)	Unit	Operation Period	Source of Dividend	Payment Date	Price	Div Yield	Par
ARROW	06/05/2026	0.3	Baht	01/01/2025 - 31/12/2025	Both	22/05/2026	5.25	5.7%	1
BAFS	06/05/2026	0.22	Baht	01/07/2025 - 31/12/2025	NP	22/05/2026	8.35	2.6%	1
BKGI	06/05/2026	0.05	Baht	01/01/2025 - 31/12/2025	NP	28/05/2026	1.33	3.8%	0.5
BRR	06/05/2026	0.165	Baht	01/01/2025 - 31/12/2025	NP	22/05/2026	3.82	4.3%	1
CENTEL	06/05/2026	0.67	Baht	01/01/2025 - 31/12/2025	NP	21/05/2026	32.50	2.1%	1
CHG	06/05/2026	0.05	Baht	01/01/2025 - 31/12/2025	NP	22/05/2026	1.41	3.5%	0.1
COLOR	06/05/2026	0.03	Baht	01/01/2025 - 31/12/2025	Both	22/05/2026	1.03	2.9%	1
CREDIT	06/05/2026	0.98	Baht	01/01/2025 - 31/12/2025	NP	22/05/2026	16.90	5.8%	5
DITTO	06/05/2026	0.25	Baht	01/01/2025 - 31/12/2025	NP	21/05/2026	10.70	2.3%	0.5
ILINK	06/05/2026	0.31	Baht	01/01/2025 - 31/12/2025	NP	21/05/2026	4.60	6.7%	1
IP	06/05/2026	0.073	Baht	01/01/2025 - 31/12/2025	NP	25/05/2026	4.04	1.8%	0.5
L&E	06/05/2026	0.04	Baht	-	RE	20/05/2026	1.26	3.2%	1
MATI	06/05/2026	0.1	Baht	-	RE	27/05/2026	3.04	3.3%	1
MFEC	06/05/2026	0.5	Baht	01/01/2025 - 31/12/2025	NP	15/05/2026	6.05	8.3%	1
NCP	06/05/2026	0.057	Baht	01/01/2025 - 31/12/2025	Both	22/05/2026	1.06	5.4%	0.5
NETBAY	06/05/2026	0.8	Baht	01/07/2025 - 31/12/2025	NP	20/05/2026	18.10	4.4%	1
PIS	06/05/2026	0.2	Baht	01/01/2025 - 31/12/2025	NP	27/05/2026	3.90	5.1%	0.5
PL	06/05/2026	0.062	Baht	01/01/2025 - 31/12/2025	NP	22/05/2026	1.30	4.8%	1
PMC	06/05/2026	0.018314	Baht	01/01/2025 - 31/12/2025	NP	26/05/2026	0.89	2.1%	1
PMC	06/05/2026	20 : 1	Share	01/01/2025 - 31/12/2025	NP	26/05/2026	0.89	-	1
PRAKIT	06/05/2026	0.9	Baht	01/01/2025 - 31/12/2025	NP	21/05/2026	11.60	7.8%	1
PRI	06/05/2026	0.1875	Baht	01/04/2025 - 31/12/2025	Both	27/05/2026	3.94	4.8%	0.5
PRM	06/05/2026	0.25	Baht	-	RE	26/05/2026	7.90	3.2%	1
ROCK	06/05/2026	1	Baht	01/01/2025 - 31/12/2025	NP	26/05/2026	10.40	9.6%	10
SELIC	06/05/2026	0.03522	Baht	01/01/2025 - 31/12/2025	NP	22/05/2026	2.54	1.4%	0.5
SELIC	06/05/2026	23 : 1	Share	01/01/2025 - 31/12/2025	NP	22/05/2026	2.54	-	0.5
SEMB19	06/05/2026	0.129	Baht	-	-	29/05/2026	5.65	2.3%	-
SPALI	06/05/2026	0.7	Baht	01/07/2025 - 31/12/2025	NP	19/05/2026	16.30	4.3%	1
SPI	06/05/2026	0.2	Baht	-	RE	21/05/2026	44.75	0.4%	1
SPI	06/05/2026	2 : 1	Share	-	RE	21/05/2026	44.75	-	1
STARM	06/05/2026	0.058	Baht	01/01/2025 - 31/12/2025	NP	26/05/2026	0.84	6.9%	0.5
TAN	06/05/2026	0.27	Baht	01/01/2025 - 31/12/2025	NP	26/05/2026	4.06	6.7%	1
TATG	06/05/2026	0.07	Baht	01/01/2025 - 31/12/2025	NP	22/05/2026	0.98	7.1%	1
TGE	06/05/2026	0.00319	Baht	-	RE	22/05/2026	1.20	0.3%	0.5
TOA	06/05/2026	0.39	Baht	01/07/2025 - 31/12/2025	NP	26/05/2026	13.00	3.0%	1
VIBHA	06/05/2026	0.06	Baht	01/01/2025 - 31/12/2025	NP	27/05/2026	1.40	4.3%	0.1
APP	07/05/2026	0.23	Baht	01/01/2025 - 31/12/2025	NP	20/05/2026	2.66	8.6%	0.5
ASEFA	07/05/2026	0.35	Baht	01/01/2025 - 31/12/2025	NP	21/05/2026	4.02	8.7%	1
AU	07/05/2026	0.25	Baht	01/01/2025 - 31/12/2025	NP	25/05/2026	4.86	5.1%	0.1
AWC	07/05/2026	0.08	Baht	01/01/2025 - 31/12/2025	Both	28/05/2026	2.14	3.7%	1
AYUD	07/05/2026	1.67	Baht	01/01/2025 - 31/12/2025	Both	29/05/2026	37.00	4.5%	1
BPS	07/05/2026	0.0125	Baht	01/01/2025 - 31/12/2025	Both	25/05/2026	0.42	3.0%	0.5
CCP	07/05/2026	0.01	Baht	01/01/2025 - 31/12/2025	NP	27/05/2026	0.26	3.8%	0.25
CH	07/05/2026	0.03	Baht	-	RE	26/05/2026	1.60	1.9%	0.5
CHARAN	07/05/2026	0.9	Baht	01/01/2025 - 31/12/2025	NP	28/05/2026	16.70	5.4%	10
CKP	07/05/2026	0.088	Baht	01/01/2025 - 31/12/2025	Both	22/05/2026	2.32	3.8%	1
ESTAR	07/05/2026	0.02	Baht	01/01/2025 - 31/12/2025	NP	26/05/2026	0.23	8.7%	1
FM	07/05/2026	0.2	Baht	01/07/2025 - 31/12/2025	NP	22/05/2026	4.10	4.9%	2
HARN	07/05/2026	0.12	Baht	01/01/2025 - 31/12/2025	NP	22/05/2026	2.02	5.9%	0.5
ICC	07/05/2026	0.7	Baht	-	RE	26/05/2026	24.50	2.9%	1
KTMS	07/05/2026	0.013	Baht	01/01/2025 - 31/12/2025	NP	26/05/2026	1.42	0.9%	0.5
KUMWEL	07/05/2026	0.06	Baht	01/01/2025 - 31/12/2025	NP	22/05/2026	1.06	5.7%	0.5
MENA	07/05/2026	0.015	Baht	01/01/2025 - 31/12/2025	NP	21/05/2026	0.64	2.3%	0.5
MFC	07/05/2026	1.25	Baht	01/01/2025 - 31/12/2025	NP	25/05/2026	22.30	5.6%	1

Source: SET

Exhibit 22: Upcoming XD [6/7]

Symbol	X-Date	Dividend (per Share)	Unit	Operation Period	Source of Dividend	Payment Date	Price	Div Yield	Par
MGT	07/05/2026	0.065	Baht	01/07/2025 - 31/12/2025	NP	22/05/2026	1.88	3.5%	0.5
NKT	07/05/2026	0.18	Baht	01/01/2025 - 31/12/2025	NP	26/05/2026	4.14	4.3%	1
NNCL	07/05/2026	0.06	Baht	01/01/2025 - 31/12/2025	NP	25/05/2026	1.55	3.9%	1
NTF	07/05/2026	0.1145	Baht	01/10/2025 - 31/12/2025	NP	22/05/2026	12.60	0.9%	0.5
OCC	07/05/2026	0.05	Baht	-	RE	27/05/2026	9.35	0.5%	1
OSP	07/05/2026	0.4	Baht	01/07/2025 - 31/12/2025	Both	28/05/2026	14.80	2.7%	1
PAF	07/05/2026	0.01	Baht	01/01/2025 - 31/12/2025	NP	25/05/2026	0.64	1.6%	0.51
PCC	07/05/2026	0.14	Baht	01/01/2025 - 31/12/2025	NP	28/05/2026	2.70	5.2%	1
PCSGH	07/05/2026	0.12	Baht	01/07/2025 - 31/12/2025	NP	21/05/2026	3.04	3.9%	1
PIN	07/05/2026	0.216	Baht	01/01/2025 - 31/12/2025	NP	22/05/2026	4.28	5.0%	1
RBF	07/05/2026	0.21	Baht	01/01/2025 - 31/12/2025	NP	22/05/2026	4.14	5.1%	1
S&J	07/05/2026	1.45	Baht	01/01/2025 - 31/12/2025	NP	27/05/2026	34.00	4.3%	1
SAFE	07/05/2026	0.41	Baht	01/01/2025 - 31/12/2025	NP	22/05/2026	6.00	6.8%	1
SAWAD	07/05/2026	0.35	Baht	01/01/2025 - 31/12/2025	NP	28/05/2026	22.20	1.6%	1
SC	07/05/2026	0.1	Baht	01/01/2025 - 31/12/2025	NP	26/05/2026	1.95	5.1%	1
SCAP	07/05/2026	0.07	Baht	01/01/2025 - 31/12/2025	Both	26/05/2026	1.07	6.5%	1
SHANG	07/05/2026	0.5	Baht	01/01/2025 - 31/12/2025	NP	26/05/2026	51.75	1.0%	10
SK	07/05/2026	0.03	Baht	01/01/2025 - 31/12/2025	Both	22/05/2026	0.55	5.5%	0.5
SKY	07/05/2026	0.3	Baht	01/01/2025 - 31/12/2025	NP	29/05/2026	12.50	2.4%	0.5
SO	07/05/2026	0.18	Baht	01/07/2025 - 31/12/2025	Both	20/05/2026	4.54	4.0%	1
SORKON	07/05/2026	0.25	Baht	01/01/2025 - 31/12/2025	NP	25/05/2026	3.86	6.5%	1
SPC	07/05/2026	1.6	Baht	01/01/2025 - 31/12/2025	NP	26/05/2026	55.25	2.9%	1
SSSC	07/05/2026	0.165	Baht	01/01/2025 - 31/12/2025	NP	25/05/2026	2.30	7.2%	1
SWC	07/05/2026	0.2	Baht	01/07/2025 - 31/12/2025	NP	22/05/2026	4.24	4.7%	0.5
TBN	07/05/2026	0.21	Baht	01/01/2025 - 31/12/2025	NP	27/05/2026	3.98	5.3%	0.5
TC	07/05/2026	0.3	Baht	01/01/2025 - 31/12/2025	NP	27/05/2026	5.55	5.4%	1
TEAMG	07/05/2026	0.16	Baht	01/01/2025 - 31/12/2025	NP	29/05/2026	2.90	5.5%	0.5
TLI	07/05/2026	0.6	Baht	01/01/2025 - 31/12/2025	NP	-	10.40	5.8%	1
TOPP	07/05/2026	4.42	Baht	01/01/2025 - 31/12/2025	NP	28/05/2026	135.00	3.3%	10
TPCS	07/05/2026	0.7	Baht	01/01/2025 - 31/12/2025	NP	22/05/2026	10.40	6.7%	1
WACOAL	07/05/2026	0.55	Baht	-	RE	26/05/2026	17.10	3.2%	1
WP	07/05/2026	0.3	Baht	01/01/2025 - 31/12/2025	Both	22/05/2026	3.76	8.0%	1
AKR	08/05/2026	0.065	Baht	01/01/2025 - 31/12/2025	NP	22/05/2026	0.91	7.1%	0.8
ALLA	08/05/2026	0.1	Baht	01/01/2025 - 31/12/2025	NP	22/05/2026	1.24	8.1%	0.5
CSR	08/05/2026	2.03	Baht	01/01/2025 - 31/12/2025	NP	28/05/2026	71.50	2.8%	10
ETC	08/05/2026	0.048	Baht	01/01/2025 - 31/12/2025	NP	21/05/2026	0.73	6.6%	0.5
FE	08/05/2026	8.5	Baht	01/01/2025 - 31/12/2025	Both	26/05/2026	172.00	4.9%	10
GTB	08/05/2026	0.06	Baht	01/01/2025 - 31/12/2025	NP	28/05/2026	0.74	8.1%	0.25
HUMAN	08/05/2026	0.2	Baht	01/01/2025 - 31/12/2025	NP	28/05/2026	4.12	4.9%	0.5
PJW	08/05/2026	0.11	Baht	01/01/2025 - 31/12/2025	NP	25/05/2026	2.06	5.3%	0.5
SANKO	08/05/2026	0.04	Baht	01/01/2025 - 31/12/2025	NP	25/05/2026	0.85	4.7%	0.5
SMD100	08/05/2026	0.06242	Baht	01/01/2025 - 31/12/2025	NP	26/05/2026	1.75	3.6%	0.5
TMAN	08/05/2026	0.32	Baht	01/01/2025 - 31/12/2025	NP	26/05/2026	13.10	2.4%	0.75
TPAC	08/05/2026	0.438	Baht	01/01/2025 - 31/12/2025	NP	27/05/2026	8.90	4.9%	1
TRT	08/05/2026	0.14	Baht	01/01/2025 - 31/12/2025	NP	28/05/2026	3.98	3.5%	1
TRUE	08/05/2026	0.12	Baht	01/10/2025 - 31/12/2025	Both	26/05/2026	14.40	0.8%	4
AKP	11/05/2026	0.046	Baht	01/01/2025 - 31/12/2025	NP	22/05/2026	0.68	6.8%	0.5
ILM	11/05/2026	0.75	Baht	01/01/2025 - 31/12/2025	NP	22/05/2026	13.20	5.7%	5
KAMART	11/05/2026	0.11	Baht	01/01/2025 - 31/12/2025	NP	26/05/2026	8.20	1.3%	0.6
M	11/05/2026	0.5	Baht	01/01/2025 - 31/12/2025	Both	26/05/2026	19.00	2.6%	1
MRDIYT	11/05/2026	0.06	Baht	01/01/2025 - 31/12/2025	NP	27/05/2026	8.30	0.7%	0.5
ORI	11/05/2026	0.049	Baht	01/10/2025 - 31/12/2025	Both	28/05/2026	1.80	2.7%	0.5
PB	11/05/2026	0.79	Baht	01/07/2025 - 31/12/2025	Both	27/05/2026	48.75	1.6%	1
PPM	11/05/2026	0.05	Baht	01/01/2025 - 31/12/2025	NP	22/05/2026	1.32	3.8%	0.5

Source: SET

Exhibit 23: Upcoming XD [7/7]

Symbol	X-Date	Dividend (per Share)	Unit	Operation Period	Source of Dividend	Payment Date	Price	Div Yield	Par
TFMAMA	11/05/2026	2.02	Baht	01/07/2025 - 31/12/2025	Both	20/05/2026	189.00	1.1%	1
TRP	11/05/2026	0.25	Baht	01/01/2025 - 31/12/2025	NP	27/05/2026	4.38	5.7%	0.5
TRU	11/05/2026	0.25	Baht	01/01/2025 - 31/12/2025	Both	25/05/2026	3.94	6.3%	1
UMI	11/05/2026	0.04	Baht	01/01/2025 - 31/12/2025	NP	28/05/2026	0.69	5.8%	1
WHA	11/05/2026	0.1438	Baht	01/01/2025 - 31/12/2025	Both	28/05/2026	4.20	3.4%	0.1
CM	12/05/2026	0.031	Baht	01/01/2025 - 31/12/2025	NP	28/05/2026	1.65	1.9%	1
LPGOLD13	12/05/2026	0.05602	Baht	-	-	03/08/2026	2.70	2.1%	-
PG	12/05/2026	0.5	Baht	-	RE	27/05/2026	6.55	7.6%	1
SENX	12/05/2026	0.0047	Baht	01/01/2025 - 31/12/2025	NP	22/05/2026	0.23	2.0%	0.5
SMO	12/05/2026	0.2	Baht	-	RE	29/05/2026	5.00	4.0%	1
BGC	13/05/2026	0.04	Baht	01/07/2025 - 31/12/2025	NP	27/05/2026	5.65	0.7%	5
K	13/05/2026	0.03	Baht	-	RE	28/05/2026	1.02	2.9%	0.5
SENA	13/05/2026	0.138295	Baht	01/01/2025 - 31/12/2025	NP	25/05/2026	1.87	7.4%	1
WINDOW	13/05/2026	0.03	Baht	01/01/2025 - 31/12/2025	NP	28/05/2026	0.76	3.9%	0.5
CHAO	14/05/2026	0.17	Baht	01/01/2025 - 31/12/2025	NP	29/05/2026	4.34	3.9%	1
ANTA13	15/05/2026	0.0262	Baht	-	-	24/06/2026	1.94	1.4%	-
BWG	15/05/2026	0.0075	Baht	01/01/2025 - 31/12/2025	NP	29/05/2026	0.30	2.5%	0.25
POPMART80	15/05/2026	0.1117	Baht	-	-	24/06/2026	6.05	1.8%	-
TENCENT01	15/05/2026	0.0431	Baht	-	-	24/06/2026	4.64	0.9%	-
TENCENT13	15/05/2026	0.04354	Baht	-	-	24/06/2026	4.16	1.0%	-
TENCENT19	15/05/2026	0.1084	Baht	-	-	30/06/2026	10.20	1.1%	-
TENCENT80	15/05/2026	0.21678	Baht	-	-	25/06/2026	20.50	1.1%	-
MSFT01	21/05/2026	0.0061	Baht	-	-	06/07/2026	3.58	0.2%	-
MSFT03	21/05/2026	0.00463	Baht	-	-	09/07/2026	2.40	0.2%	-
MSFT19	21/05/2026	0.0081	Baht	-	-	26/06/2026	3.98	0.2%	-
MSFT80	21/05/2026	0.01437	Baht	-	-	06/07/2026	6.05	0.2%	-
NONGFU80	21/05/2026	0.04635	Baht	-	-	11/09/2026	1.93	2.4%	-
CHHONGQ19	22/05/2026	0.6791	Baht	-	-	06/07/2026	14.60	4.7%	-
AIA19	28/05/2026	0.0587	Baht	-	-	30/06/2026	3.52	1.7%	-
PINGAN01	02/06/2026	0.1661	Baht	-	-	10/08/2026	5.65	2.9%	-
PINGAN80	02/06/2026	0.0824	Baht	-	-	11/08/2026	2.50	3.3%	-
CHMOBILE19	05/06/2026	0.0944	Baht	-	-	13/07/2026	3.34	2.8%	-
SP500US19	12/06/2026	0.0288	Baht	-	-	03/07/2026	12.50	0.2%	-
PETROCN80	18/06/2026	0.11793	Baht	-	-	26/08/2026	4.44	2.7%	-
SINOIO19	24/06/2026	0.0415	Baht	-	-	17/08/2026	4.92	0.8%	-
KUAISH01	29/06/2026	0.0349	Baht	-	-	21/08/2026	2.38	1.5%	-
KUAISH80	29/06/2026	0.02856	Baht	-	-	21/08/2026	1.90	1.5%	-
DISNEY19	30/06/2026	0.1027	Baht	-	-	07/08/2026	15.70	0.7%	-
HANSOH19	03/07/2026	0.0332	Baht	-	-	17/08/2026	6.00	0.6%	-
UNIQL080	28/08/2026	0.05475	Baht	-	-	01/12/2026	13.00	0.4%	-

Source: SET

Exhibit 24: New securities

Common Shares	Trade Date	Market	Industry	Sector	Subscription on Date	IPO Price (Baht)	Listed Shares (Shares)
UNIX	01/04/2026	SET	Industrials	Packaging	23/03/2026 - 25/03/2026	1.89	660,000,000
Warrants	Trade Date	Underlying	Market	Maturity Date	Initial Price (Baht)	Exercise Price (Baht)	
TL-W2	01/04/2026	TL	SET	24/03/2028	-	1	
Derivative Warrants	Trade Date	Underlying	Issuer	DW Type	Market	Maturity Date	Exercise Price (Baht)
BCPG19C2609A	01/04/2026	BCPG	YUANTA	Call	SET	10/09/2026	8.95
BTG41C2609A	01/04/2026	BTG	JPM	Call	SET	08/09/2026	31.75
BTS41C2609A	01/04/2026	BTS	JPM	Call	SET	08/09/2026	2.8
IRPC41C2609B	01/04/2026	IRPC	JPM	Call	SET	08/09/2026	2.64
IVL13P2608A	01/04/2026	IVL	KGI	Put	SET	12/08/2026	14.5
IVL19C2609A	01/04/2026	IVL	YUANTA	Call	SET	10/09/2026	32
KBANK13C2609A	01/04/2026	KBANK	KGI	Call	SET	08/09/2026	242
SAWAD13C2609A	01/04/2026	SAWAD	KGI	Call	SET	08/09/2026	34.5
TLI13C2609A	01/04/2026	TLI	KGI	Call	SET	08/09/2026	13.5
Depository Receipts	Trade Date	Underlying	Market	Maturity Date	Subscription on Date	IPO Price (Baht)	Conversion Price (Baht)
AMD23	01/04/2026	AMD	SET	-		2.66	-
AMZN23	01/04/2026	AMZN	SET	-		2.24	-
ANET23	01/04/2026	ANET	SET	-		2.44	-
AVGO23	01/04/2026	AVGO	SET	-		2.44	-
CCJ23	01/04/2026	CCJ	SET	-		2.36	-
CEG23	01/04/2026	CEG	SET	-		2.48	-
FCX23	01/04/2026	FCX	SET	-		2.44	-
GEV23	01/04/2026	GEV	SET	-		2.4	-
GOOG23	01/04/2026	GOOG	SET	-		2.4	-
LRCX23	01/04/2026	LRCX	SET	-		2.6	-
META23	01/04/2026	META	SET	-		2.44	-
MICRON23	01/04/2026	MICRON	SET	-		2.54	-
MRVL23	01/04/2026	MRVL	SET	-		2.44	-
MSFT23	01/04/2026	MSFT	SET	-		2.36	-
NEM23	01/04/2026	NEM	SET	-		2.34	-
NVDA23	01/04/2026	NVDA	SET	-		2.76	-
PLTR23	01/04/2026	PLTR	SET	-		2.5	-
SEAGATE23	01/04/2026	SEAGATE	SET	-		2.52	-
SNDK23	01/04/2026	SNDK	SET	-		2.3	-
SNOW23	01/04/2026	SNOW	SET	-		2.5	-
TSLA23	01/04/2026	TSLA	SET	-		2.4	-
VRT23	01/04/2026	VRT	SET	-		2.5	-

Source: SET