

25 MARCH 2024

# SPOTLIGHT ON THAILAND

## Published Reports

- I-TAIL CORPORATION (ITC TB) - 1Q24 outlook remains in line; Maintain BUY TP THB27.00

## Economics

- State disburses B1.35tn from fiscal 2024 budget
- Official: Stay the course on EV sector
- Hong Kongers can expect lower airfares this year
- Currency nosedives amid more seasonal fluctuations
- Ministry addresses rash of fake gold
- Investing in the only constant: change
- Asian investors take profits after upbeat week
- Bank of Thailand to weigh recalibrating neutral stance in April
- Inflation slowing, seen at 1% this year

## Corporate News

- KCG seeks at least 10% revenue growth in 2024
- Italian-Thai Development borrowing to weigh on banking profits
- Confidence boost

Indices	Index as of 22-Mar-24	Change -1D (%)	Change YTD (%)	Net Foreign YTD (USD m)
Thailand SET	1,381	(0.5)	(2.5)	(1,930)
China SHCOMP	3,048	(0.9)	2.5	
Hong Kong HSI	16,499	(2.2)	(3.2)	
India SENSEX	72,832	0.3	0.8	1,436
Indonesia JCI	7,350	0.2	1.1	1,810
Korea KOSPI	2,749	(0.2)	3.5	10,649
MY FBMKLCI	1,542	0.1	6.0	
PH PCOMP	6,882	(1.2)	6.7	204
SG FSSTI	3,218	(0.1)	(0.7)	
Taiwan TWSE	20,228	0.1	12.8	6,582
VN VNINDEX	1,282	0.4	13.4	(219)
MSCI Emerging	1,039	(0.9)	1.5	
Nikkei 225	40,888	0.2	22.2	
FTSE 100	7,931	0.6	2.6	
CAC 40	8,152	(0.3)	8.1	
DAX	18,206	0.1	8.7	
Dow Jones	39,476	(0.8)	4.7	
Nasdaq	16,429	0.2	9.4	
S&P 500	5,234	(0.1)	9.7	
Brent	85.43	0.2	11.1	
Dubai	85.24	(0.4)	11.4	
WTI	80.63	0.3	12.8	
GOLD	2,165.44	0.1	5.1	

Trade data	Buy	Sell	Net	Share (%)
(THB m)	(THB m)	(THB m)	(THB m)	(THB m)
Foreign	19,952	20,579	(627)	52
Retail	13,113	13,033	80	33
Prop Trade	2,832	2,747	85	7
Local Institution	3,403	2,941	462	8
Total Trade	39,301	39,301	(0)	100

Rates	Last close	1M ago	End last yr	1yr ago
	22/03/2024	22/02/2024	29/12/2023	22/03/2023
THB/USD	36.37	35.84	34.14	34.43
Inflation *	(0.77)	(1.11)	(0.83)	3.79
MLR **	7.12	7.12	7.12	6.43
1Y Fixed *	1.65	1.65	1.65	1.14
Govt bond 10Y	2.55	2.55	2.68	2.38

Commodity	Last close	1M ago	End last yr	1yr ago
(USD/bbl)	22/03/2024	22/02/2024	29/12/2023	22/03/2023
Brent	85.43	81.62	77.04	74.99
Dubai	85.24	82.43	76.51	74.00
WTI	80.63	76.49	71.65	69.26
Gold	2,165	2,031	2,063	1,957
Baltic Dry	2,196	1,866	2,094	1,489

(USD/ton)	22-Mar-24	15-Mar-24	25-Dec-20	24-Mar-23
Coal	126.04	133.58	84.45	182.50
% change	(5.6)	2.6	49.2	(30.9)

\* chg y-y% last at end of most recent month end; \*\* Avg of 4 major banks;

Sources: Bloomberg, except coal from BANPU

### FSSIA Thailand Research

Jitra Amornthum, Head of Research  
 Songklod Wongchai, Strategy | +66 2646 9970 | songklod.won@fssia.com  
 Veeravat Virochpoka, Strategy | +66 2646 9965 | veeravat.v@fssia.com  
 Usanee Liuruti, Banks & Finance | +66 2646 9967 | usanee.l@fssia.com  
 Sureeporn Teewasuwet, Foods & Beverage | +66 2646 9972 | sureeporn.t@fssia.com  
 Thanyatorn Songwutti, Property | +66 2646 9963 | thanyatorn.s@fssia.com  
 Teerapol Udomvej, Healthcare, Tourism & Aviation | +66 2646 9969 | teerapol.u@fssia.com  
 Thada Jiracharoenyong, RA | +66 2646 9964 | thada.j@fssia.com  
 Maeta Cherdasatirakul, RA | +66 2646 9971 | maeta.c@fssia.com  
 Manida Sithiseree | +66 2611 3590/91 | manida.s@fnsyus.com  
 Chaiyon Rerkkriengkrai | +66 2611 3592/93 | chaiyon.r@fnsyus.com  
 Napaporn Klongvanitchakij | +66 2611 3582/83 | napaporn.k@fnsyus.com  
 Rattana Detphattharakoson | +66 2611 3580/71 | rattana.d@fnsyus.com  
 Siriluk Kiatkosolkul | +66 2611 3584/85 | siriluk.k@fnsyus.com

### Thailand Equity Sales:

### Thailand Equity Trading:

THIS UNEDITED REPORT IS PREPARED UNDER TIME CONSTRAINT BY FSS INTERNATIONAL INVESTMENT ADVISORY SECURITIES CO., LTD. (FSSIA). ALL VIEWS EXPRESSED IN THIS REPORT ACCURATELY REFLECT THE PERSONAL VIEW OF THE ANALYST(S) WITH REGARD TO ANY AND ALL OF THE SUBJECT SECURITIES, COMPANIES OR ISSUERS MENTIONED IN THIS REPORT; AND (II) NO PART OF THE COMPENSATION OF THE ANALYST(S) WAS, IS, OR WILL BE, DIRECTLY OR INDIRECTLY, RELATED TO THE SPECIFIC RECOMMENDATIONS OR VIEWS EXPRESSED HEREIN. The information herein has been obtained from sources believed to be reliable and accurate; however FSSIA makes no representation as to the accuracy and completeness of such information. Information and opinions expressed herein are subject to change without notice. FSSIA has no intention to solicit investors to buy or sell any security in this report.

## Published Reports

### I-TAIL CORPORATION (ITC TB) - 1Q24 outlook remains in line; Maintain BUY TP THB27.00

#### Expect 1Q24 profit to jump y-y

We project a 1Q24 net profit of THB681m (-11% q-q, +60% y-y). The q-q decrease is due to the high order levels when customers restocked in 4Q23. Revenue for 1Q24 should decline 13% q-q but grow 14.8% y-y from a low base last year when customers began destocking. We expect ITC's 1Q24 gross margin to be flat q-q at 22%; up from 17.4% in 1Q23. The average 1Q24 tuna price would equal USD1,350 per tonne (-12% q-q, -26% y-y), but this might be offset by a decrease in the utilization rate. We expect the proportion of premium products to remain low at c44-45%, while its mid-priced pet food products should still have solid demand.

#### Three positive factors should offset higher depreciation costs

We expect profit growth to resume q-q in 2Q24. Management targets 15% revenue growth in 2024, with the gross profit margin improving to 21-22% from 19.5% in 2023. This would mainly come from lower tuna costs and a weaker Thai baht. US and EU customer orders are expected to grow as targeted, driven by a low base, new customers, and easing shipping issues. These positive factors would help offset the negative impact of higher depreciation costs from new production lines starting in 2Q24. We expect its 2Q24 depreciation costs to increase by THB60m – around 1.3% of total revenue.

#### Maintain our 2024 net profit growth estimate at 41% y-y

Assuming in-line 1Q24 results, it would contribute 21% to our full-year profit forecast. We maintain our 2024 net profit forecast of THB3.2b (+41% y-y), based on our assumptions of 14% revenue growth and a 22% gross profit margin, factoring in higher depreciation costs. A key uncertainty is the recovery of the premium product contribution to 48% of total revenue (management's target), up from 43.2% in 2023.

#### Reiterate BUY call with the same TP of THB27

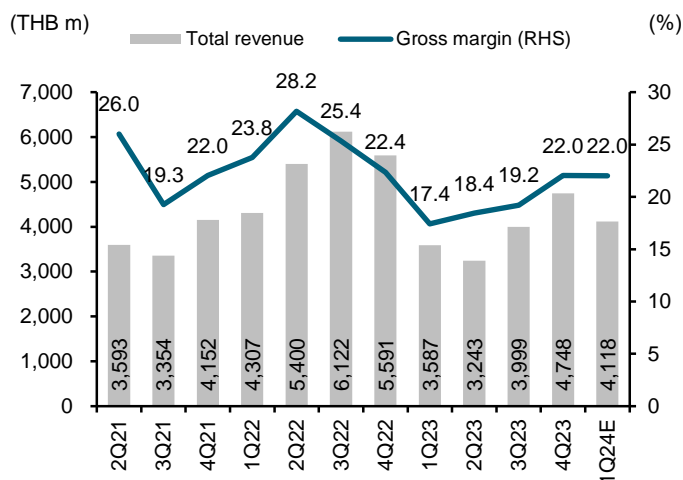
We retain our target price at THB27, based on the same P/E at 25x. This target P/E is lower than ITC's Chinese competitors, Yantai and Petpal, which have target P/E ratios of 31x and 28x, respectively. Currently, ITC's share price is trading at 18x 2024E P/E, which is lower than Yantai's and Petpal's 2024E P/E multiples of 25x and 22x, respectively. We reiterate our BUY recommendation on ITC.

#### Exhibit 1: ITC - 1Q24 earnings preview

	1Q23	2Q23	3Q23	4Q23	1Q24E	----- Change -----		2024E	Change	%1Q24E
	(THB m)	(THB m)	(THB m)	(THB m)	(THB m)	(q-q%)	(y-y%)	(THB m)	(y-y%)	to 2024E
Sales	3,587	3,243	3,999	4,748	4,118	(13.3)	14.8	17,779	14.1	23.2
Cost of sales	2,962	2,645	3,231	3,702	3,212	(13.2)	8.4	13,868	10.6	23.2
Gross profit	625	598	768	1,046	906	(13.4)	45.0	3,911	28.8	23.2
SG&A	301	298	266	319	317	(0.6)	5.4	1,120	(5.4)	28.3
Operating profit	447	431	685	894	734	(17.9)	64.1	3,325	35.3	22.1
Other income	123	130	183	166	145	(12.9)	17.7	533	(11.5)	27.2
Interest expense	6	2	2	2	2	0.7	(71.9)	13	15.3	13.1
Tax expense	26	(4)	31	80	51	(35.9)	100.6	93	(29.6)	55.3
Other gain (loss)	11	12	(9)	(46)	0	nm	nm	0	(100.0)	0.0
Reported net profit	425	445	645	767	681	(11.2)	60.2	3,217	41.0	21.2
Core profit	414	433	653	812	681	(16.2)	64.5	3,217	39.1	21.2
<b>Key ratios (%)</b>						<b>(ppt)</b>	<b>(ppt)</b>			
Gross margin	17.4	18.4	19.2	22.0	22.0	0.0	4.6	22.0	2.5	
SG&A to sales	8.4	9.2	6.7	6.7	7.7	1.0	(0.7)	6.3	(1.3)	
Operating margin	12.5	13.3	17.1	18.8	17.8	(1.0)	5.4	18.7	2.9	
Net margin	11.9	13.7	16.1	16.2	16.5	0.4	4.7	18.1	3.4	
Core margin	11.5	13.4	16.3	17.1	16.5	(0.6)	5.0	18.1	3.3	
<b>Operating statistics (THB m)</b>										
THB/USD	33.9	34.5	35.2	35.8	35.6	(0.5)	4.9	33.0	(5.2)	
Tuna price (USD/tonne)	1,820	2,000	1,850	1,533	1,350	(11.9)	(25.8)	1,600	(11.1)	
Cat food sales	2,399	2,264	2,885	3,226	2,685	(16.8)	11.9	12,262	13.8	21.9
Dog food sales	594	563	399	849	784	(7.6)	32.0	2,736	13.8	28.7
Treat sales	499	338	487	542	519	(4.3)	4.0	2,300	23.3	22.6
Other pet sales	2	4	2	5	3	(33.3)	42.9	14	9.1	21.8
Other non-pet sales	92	74	226	126	127	0.9	37.6	467	(9.9)	27.2

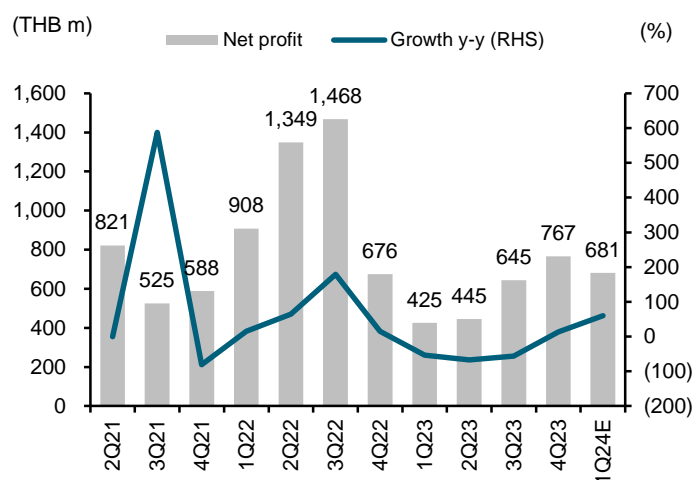
Sources: ITC; FSSIA estimates

Exhibit 2: Quarterly total revenue and gross margin



Sources: ITC, FSSIA estimates

Exhibit 3: Quarterly net profit and growth



Sources: ITC, FSSIA estimates

Exhibit 4: Key assumptions for ITC

	Actual	Current			Growth		
	2023 (THB m)	2024E (THB m)	2025E (THB m)	2026E (THB m)	2024E (%)	2025E (%)	2026E (%)
Total revenue	15,577	17,779	19,947	21,907	14.1	12.2	9.8
Cost	12,539	13,868	15,459	16,868	10.6	11.5	9.1
Gross profit	3,038	3,911	4,488	5,039	28.8	14.7	12.3
SG&A expenses	1,183	1,120	1,257	1,380	(5.4)	12.2	9.8
Reported net profit	2,281	3,217	3,705	4,184	41.0	15.2	12.9
Core profit	2,312	3,217	3,705	4,184	39.1	15.2	12.9
<b>Key ratios (%)</b>							
Total revenue growth	(27.3)	14.1	12.2	9.8			
Net profit growth	(48.2)	41.0	15.2	12.9			
Core profit growth	(45.3)	39.1	15.2	12.9			
<b>Operating statistics</b>							
THB/USD	34.8	33	33	33	(5.2)	0.0	0.0
Tuna price (USD/tonne)	1,784	1,600	1,500	1,500	(10.3)	(6.3)	0.0
<b>Revenue breakdown (THB m)</b>							
Cat food	10,775	12,262	13,870	15,410	13.8	13.1	11.1
Dog food	2,405	2,736	3,095	3,298	13.8	13.1	6.6
Treats	1,866	2,300	2,546	2,763	23.3	10.7	8.5
Others	13	14	15	16	9.1	10.0	5.0
Other segment	519	467	421	421	(9.9)	(10.0)	0.0

Source: FSSIA estimates

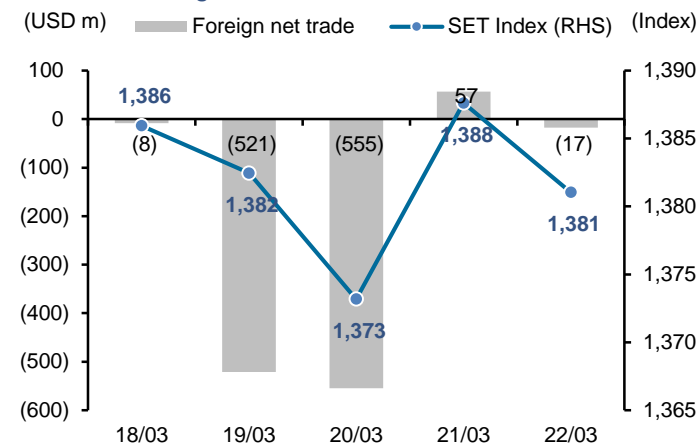
## Economic news

- [State disburses B1.35tn from fiscal 2024 budget](#) BANGKOK POST: The government has disbursed 1.35 trillion baht from the fiscal 2024 budget between Oct 1, 2023 and March 8 this year, according to the Comptroller-General's Department. Patricia Mongkhonvanit, director-general of the department, said though the draft 2024 Expenditure Budget Act is still under consideration by the House of Representatives, the Budgetary Procedure Act of the Budget Bureau stipulates that in such cases, the government can utilise the previous fiscal budget act to bridge funding gaps, not exceeding two-thirds of total spending, aiming to ensure continued operations without interruption.
- [Official: Stay the course on EV sector](#) BANGKOK POST: Despite concern over the arrival of the Chinese electric vehicle supply chain to the domestic automotive industry, Thailand must continue to fuel the growth of its EV sector, says finance permanent secretary Lavaron Sangsnit. If Thailand does not implement policies to promote EVs today, nobody will come to establish factories here, overlooking the country because it lacks crucial raw materials for battery production, unlike Indonesia, he said.
- [Hong Kongers can expect lower airfares this year](#) BANGKOK POST: HONG KONG: Hong Kongers can expect lower airfares this year, with the city's flag carrier Cathay Pacific Airways predicting prices will return to normal as supply of flights increase. The airline made the upbeat forecast about cheaper airfares amid rising calls from lawmakers for the company to reduce ticket prices, after it had posted HK\$9.78 billion (45.33 billion baht) net profit last year.
- [Currency nosedives amid more seasonal fluctuations](#) BANGKOK POST: The baht plunged against the US dollar on Friday, primarily influenced by external factors, with seasonal fluctuations expected to exert continued pressure on the local currency, potentially weakening to 37 per dollar during the second quarter. The baht opened on Friday at 36.33 per dollar, a significant decrease from Thursday's close of 36.05 per dollar.
- [Ministry addresses rash of fake gold](#) BANGKOK POST: The Commerce Ministry is advising people to buy gold bars and gold ornaments from certified stores with visible locations following an outbreak of counterfeit metal as prices spike. Deputy Commerce Minister Napintorn Srisunpang led officials from the Department of Internal Trade (DIT), the Gem and Jewelry Institute of Thailand (GIT) and the Office of the Consumer Protection Board (OCPB) to inspect gold shops in the Yaowarat area of Bangkok to ensure sellers abide by the law and reject fake gold as prices rise.
- [Investing in the only constant: change](#) BANGKOK POST: One basic rule of investing is to not attempt to buy oversold markets in a downtrend, and not to sell overbought markets in a primary bull cycle. We see no signals indicating a rising risk of recession in the US, and our hypothesis remains we are still in economic expansionary mode. This suggests the current level of the S&P 500 index does not represent the peak of the bull cycle that began in October 2022. That said, a bull market needs to catch its breath from time to time to be sustainable, and we believe that a correction is not only likely at this point, but would in fact be healthy.
- [Asian investors take profits after upbeat week](#) BANGKOK POST: RECAP: Most Asian equity markets slipped yesterday on profit-taking after a big rally the day before, but Japan's Nikkei closed at an all-time high, underpinned by record gains on Wall Street overnight, strength in automakers' stocks and a weaker yen. Thai shares moved in a range of 1,372.28 and 1,393.46 points this week, before closing yesterday at 1,381.04, down 0.4% from the previous week, with daily turnover averaging 43.37 billion baht.
- [Bank of Thailand to weigh recalibrating neutral stance in April](#) BANGKOK POST: Thailand's monetary policymakers will weigh the need to adjust the central bank's neutral interest-rate stance at its meeting next month after reviewing any structural drags on economic growth, Bank of Thailand Assistant Governor Piti Disyatat said. The Monetary Policy Committee (MPC) would consider if there is a need or not to recalibrate, as well as the appropriate timing for such a move, Piti said in an interview with Bloomberg Television on Friday. The MPC is due to meet on April 10.
- [Inflation slowing, seen at 1% this year](#) BANGKOK POST: The Finance Ministry hopes to see monetary policy easing soon, a senior official said on Friday, adding that inflation was slowing and was expected to be at 1% for the year, bottom of the 1% to 3% target range. High interest rates were affecting the public and businesses, while purchasing power was weak, Pornchai Thiraveja, head of the ministry's Fiscal Policy Office (FPO), told a briefing, adding that five projects were being prepared to help with credit access for low income groups.

## Corporate news

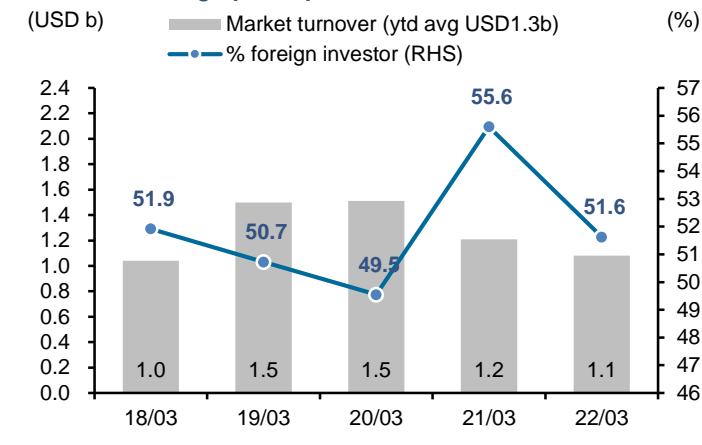
- [KCG seeks at least 10% revenue growth in 2024](#) BANGKOK POST: KCG Corporation, the manufacturer, importer and distributor of dairy and bakery products, is targeting at least 10% revenue growth this year. Damrongchai Vipawatanakul, chief executive and managing director, said the company is optimistic about securing growth from both domestic and international markets.
- [Italian-Thai Development borrowing to weigh on banking profits](#) BANGKOK POST: The liquidity crunch facing Italian-Thai Development (ITD) may cause banks listed on the Stock Exchange of Thailand to lift debt provisions, while the net profit of four creditor banks may decrease this year if the amount lent to ITD becomes non-performing loans (NPLs), says Bualuang Securities (BLS). According to recent news reports, four banks granted loans to ITD with a combined credit line of 24 billion baht. Of the total, 8 billion baht was lent by Bangkok Bank (BBL), of which 4 billion is unsecured loans and 4 billion provided by state-owned Krungthai Bank (KTB), half of which are unsecured liabilities.
- [Confidence boost](#) BANGKOK POST: The Stock Exchange of Thailand (SET) has announced a series of measures to enhance trading supervision and adjust the listing criteria for companies in an effort to restore investor confidence. The measures are meant to rebuild trust and confidence in the Thai bourse, but whether they can be implemented is uncertain, say analysts.

## Exhibit 5: Foreign fund flow and SET Index



Source: Bloomberg

## Exhibit 6: Foreign participation



Source: Bloomberg

## Exhibit 7: Index performance

	SET Index		Index performance (% change)									
	Index	(%chg)	Energy	Bank	Comu	Commerce	Food	Property	Construct	Transport	Petrochem	
<b>% of SET Index</b>			21%	11%	9%	10%	5%	6%	3%	8%	2%	
Current	1,381.04	(0.5)	(0.8)	0.7	(0.9)	(1.2)	(0.4)	(0.1)	(1.4)	(0.8)	(0.4)	
-5D	1,386.04	(0.4)	(1.2)	1.2	0.3	(2.8)	(0.3)	0.3	(4.4)	(1.9)	(2.1)	
-1M	1,398.14	(1.2)	(2.9)	0.4	0.8	(3.5)	(1.8)	(1.9)	(4.5)	0.8	2.0	
-3M	1,408.83	(2.0)	(1.8)	0.4	3.2	(0.8)	(4.2)	(1.8)	(9.7)	4.5	(1.5)	
-6M	1,507.36	(8.4)	(3.8)	(3.7)	(6.1)	(10.7)	(8.1)	(6.2)	(12.7)	(6.9)	(0.8)	
-1Y	1,591.85	(13.2)	(10.1)	0.7	(8.8)	(18.3)	(13.5)	(13.8)	(20.4)	(11.2)	(21.9)	
WTD	1,381.04	0.0	0.0	0.0	0.0	0.0	0.0	0.0	0.0	0.0	0.0	
MTD	1,370.67	0.8	1.1	0.9	3.1	(3.2)	(1.7)	(0.5)	(3.1)	2.0	3.2	
QTD	1,415.85	(2.5)	(2.0)	(2.4)	2.8	(1.8)	(5.2)	(3.7)	(11.7)	4.7	(2.9)	
End of last year	1,415.85	(2.5)	(2.0)	(2.4)	2.8	(1.8)	(5.2)	(3.7)	(11.7)	4.7	(2.9)	

Source: Bloomberg

## Exhibit 8: Trade by investor types

	SET Index		Exchange rate (USD:THB)	SET Index		Equity trading / Net position				Bond Net foreign (USD m)
	Index	Change (y-y%)		Average daily turnover (THB m)	Average daily turnover (USD m)	Foreign (USD m)	Retail (USD m)	PropTrade (USD m)	Local Inst (USD m)	
2019	1,579.84	1.0	31.06	52,468	1,689	(1,496)	(662)	477	1,681	(502)
2020	1,449.35	(8.3)	31.29	67,335	2,152	(8,287)	6,873	459	953	(1,005)
2021	1,657.62	14.4	32.00	88,443	2,764	(1,632)	3,630	435	(2,330)	6,550
2022	1,668.66	15.1	34.78	53,589	1,541	5,362	(656)	56	(4,758)	4,111
2023	1,415.85	(15.2)	34.81	51,072	1,467	(5,507)	3,348	(146)	2,305	318
<b>2024YTD</b>	<b>1,381.04</b>	<b>(2.5)</b>	<b>35.60</b>	<b>44,564</b>	<b>1,252</b>	<b>(5,507)</b>	<b>3,348</b>	<b>(146)</b>	<b>2,305</b>	<b>319</b>
1Q23	1,609.17	(5.1)	33.92	63,300	1,866	(1,646)	1,594	(83)	136	612
2Q23	1,503.10	(4.2)	34.48	47,432	1,376	(1,461)	593	(120)	987	(178)
3Q23	1,471.43	(7.4)	35.17	49,809	1,416	(1,420)	825	261	333	(716)
4Q23	1,415.85	(15.2)	35.64	42,734	1,199	(981)	336	(204)	849	601
1Q24	1,381.04	(14.2)	35.62	50,037	1,405	(2,164)	2,093	(67)	(96)	(1,153)
Jul-23	1,556.06	(1.3)	34.61	44,682	1,291	(361)	100	81	181	958
Aug-23	1,565.94	(4.5)	35.04	56,846	1,622	(443)	48	114	280	(1,057)
Sep-23	1,471.43	(7.4)	35.85	47,900	1,336	(616)	677	66	(128)	(618)
Oct-23	1,381.83	(14.1)	36.51	45,582	1,249	(431)	254	(134)	312	458
Nov-23	1,380.18	(15.6)	35.47	44,524	1,255	(548)	300	10	238	474
Dec-23	1,415.85	(15.2)	34.95	38,095	1,090	(2)	(218)	(80)	299	(331)
Jan-24	1,364.52	(18.4)	35.20	62,067	1,763	(562)	888	25	(42)	(112)
Feb-24	1,381.04	(14.9)	35.85	44,920	1,253	(1,105)	157	(62)	(178)	(429)
Mar-24	1,381.04	(14.2)	35.81	43,125	1,204	(498)	1,047	(30)	124	(612)
<b>2024YTD</b>	<b>1,381.04</b>	<b>(2.5)</b>	<b>35.60</b>	<b>44,564</b>	<b>1,252</b>	<b>(6,202)</b>	<b>2,093</b>	<b>(67)</b>	<b>(96)</b>	<b>(1,153)</b>
18/3/2024	1,385.94		35.98	37,383	1,039	(8)	(14)	2	21	(167)
19/3/2024	1,382.46		36.09	54,060	1,498	(521)	497	1	23	(114)
20/3/2024	1,373.18		36.17	54,648	1,511	(555)	536	12	7	(99)
21/3/2024	1,387.62		36.05	43,596	1,209	57	(48)	3	(12)	12
22/3/2024	1,381.04		36.37	39,301	1,081	(17)	2	2	13	

Source: Bloomberg

## Exhibit 9: Upcoming events

Date Time	Event		Survey	Actual	Prior	Revised
03/22/2024 03:30	Gross International Reserves	Mar-15	--	\$223.8b	\$225.4b	--
03/22/2024 03:30	Forward Contracts	Mar-15	--	\$29.4b	\$29.4b	--
03/24/2024 03:26	Car Sales	Feb	--	--	54814	54587
03/25/2024 23:00	Customs Imports YoY	Feb	3.90%	--	2.60%	--
03/25/2024 23:00	Customs Exports YoY	Feb	4.50%	--	10.00%	9.99%
03/25/2024 23:00	Customs Trade Balance	Feb	-\$537m	--	-\$2800m	-\$2758m
03/28/2024 00:00	Mfg Production Index ISIC NSA YoY	Feb	-2.10%	--	-2.94%	--
03/28/2024 00:00	Capacity Utilization ISIC	Feb	--	--	59.43	--
03/29/2024 03:00	BoP Current Account Balance	Feb	--	--	-\$200m	-\$191m
03/29/2024 03:30	Gross International Reserves	Mar-22	--	--	\$223.8b	--
03/29/2024 03:30	Forward Contracts	Mar-22	--	--	\$29.4b	--
03/29/2024 03:30	BoP Overall Balance	Feb	--	--	\$842m	--
03/29/2024 03:30	Exports	Feb	--	--	\$22012m	--
03/29/2024 03:30	Imports	Feb	--	--	\$23112m	--
03/29/2024 03:30	Exports YoY	Feb	--	--	7.20%	--
03/29/2024 03:30	Imports YoY	Feb	--	--	1.50%	--
03/29/2024 03:30	Trade Balance	Feb	--	--	-\$1100m	--
03/31/2024 20:30	S&P Global Thailand PMI Mfg	Mar	--	--	45.3	--
04/01/2024 03:30	Business Sentiment Index	Mar	--	--	48.8	--
04/04/2024 23:30	CPI Core YoY	Mar	--	--	0.43%	--
04/04/2024 23:30	CPI NSA MoM	Mar	--	--	0.22%	--
04/04/2024 23:30	CPI YoY	Mar	--	--	-0.77%	--
04/08/2024 04:17	Consumer Confidence Economic	Mar	--	--	57.7	--
04/08/2024 04:17	Consumer Confidence	Mar	--	--	63.8	--
04/10/2024 03:05	BoT Benchmark Interest Rate	Apr-10	--	--	2.50%	--

Source: Bloomberg

## Exhibit 10: Upcoming XR

Symbol	X-Date	Announce Date	Rights for	Subscription Price	Unit	Subscription Ratio (Holding:New)	Subscription Period	Allotted Shares (Shares)
BWG	25/3/2024	12/3/2024	Warrants	-	Baht	6 : 1	-	900199539
POLAR	29/3/2024	15/3/2024	Common	0.01	Baht	1 : 1	24/06/2024 - 28/06/2024	13000000000
RML	10/4/2024	12/2/2024	Common	0.42	Baht	9.38 : 1	-	714285715
MITLIB	22/4/2024	27/2/2024	Common	0.7	Baht	1 : 1	-	787892023
MTW	22/4/2024	23/2/2024	Warrants	-	Baht	2 : 1	-	337000000
NER	22/4/2024	29/2/2024	Warrants	-	Baht	6 : 1	-	307964958
BC	30/4/2024	27/2/2024	Warrants	-	Baht	10 : 1	-	57048574
TFG	30/4/2024	21/2/2024	Warrants	-	Baht	10 : 1	-	581081852
WIJK	2/5/2024	23/2/2024	Warrants	-	Baht	3 : 1	-	279227687
CGH	3/5/2024	15/3/2024	Warrants	-	Baht	3 : 2	-	267036498
CGH	3/5/2024	15/3/2024	Common	1	Baht	10 : 1	-	400554748
INET	3/5/2024	28/2/2024	Warrants	-	Baht	5 : 1	-	100193441
AJ	8/5/2024	28/2/2024	Common	5.869	Baht	5.1765 : 1	05/06/2024 - 11/06/2024	85000000
VIH	9/5/2024	13/3/2024	Common	8	Baht	15 : 1	04/06/2024 - 10/06/2024	38044364
VIH	9/5/2024	13/3/2024	Warrants	-	Baht	2 : 1	-	19022182
ACC	10/5/2024	11/3/2024	Warrants	-	Baht	3 : 1	-	447685208
INSURE	20/5/2024	13/3/2024	Common	105	Baht	10 : 2	10/06/2024 - 14/06/2024	2000000
CHASE	23/5/2024	28/2/2024	Warrants	-	Baht	10 : 1	-	198544180
K	5/6/2024	27/2/2024	Warrants	-	Baht	14 : 1	-	39961206

Source: SET

## Exhibit 11: Management trading

Company	Management	Securities	Transaction	Shares	Price (THB)	Action	Value (THBm)
J.R.W. Utility (JR)	Jarun Wiwatjesadawut	Common Shares	3/21/2024	13,600	4.44	Buy	0.06
J.R.W. Utility (JR)	Teeranont Wiwatjesadawut	Common Shares	3/21/2024	15,100	4.44	Buy	0.07
JD Food (JDF)	Sorasit Soontornkes	Common Shares	3/21/2024	10,000	2.66	Sell	0.03
Chin Huay (CH)	Sakda Sresangnum	Common Shares	3/19/2024	100,000	2.50	Buy	0.25
Chin Huay (CH)	Sakda Sresangnum	Common Shares	3/20/2024	100,000	2.50	Buy	0.25
Syntec Construction (SYNTEC)	Nayot Pisantanakul	Common Shares	3/21/2024	25,000	1.83	Buy	0.05
Syntec Construction (SYNTEC)	Nayot Pisantanakul	Common Shares	3/21/2024	50,000	1.84	Buy	0.09
Sino Logistics Corporation (SINO)	Nanmanus Withayasakpant	Common Shares	3/20/2024	29,900	1.34	Buy	0.04
Sino Logistics Corporation (SINO)	Nanmanus Withayasakpant	Common Shares	3/20/2024	100,000	1.43	Buy	0.14
Sino Logistics Corporation (SINO)	Nanmanus Withayasakpant	Common Shares	3/20/2024	40,000	1.38	Buy	0.06
Sino Logistics Corporation (SINO)	Nanmanus Withayasakpant	Common Shares	3/20/2024	40,000	1.39	Buy	0.06
Sino Logistics Corporation (SINO)	Nanmanus Withayasakpant	Common Shares	3/20/2024	15,900	1.35	Buy	0.02
Sino Logistics Corporation (SINO)	Nanmanus Withayasakpant	Common Shares	3/20/2024	73,600	1.36	Buy	0.10
Sino Logistics Corporation (SINO)	Nanmanus Withayasakpant	Common Shares	3/20/2024	29,000	1.37	Buy	0.04
Sino Logistics Corporation (SINO)	Nanmanus Withayasakpant	Common Shares	3/20/2024	1,400	1.37	Buy	0.00
Simat Technologies (SIMAT)	Boonlerd lewporchai	Common Shares	3/21/2024	40,000	1.37	Buy	0.05
D.T.C Enterprise (DTCENT)	Apisit Rujikeatkamjorn	Common Shares	3/20/2024	100,000	1.50	Buy	0.15
D.T.C Enterprise (DTCENT)	Apisit Rujikeatkamjorn	Common Shares	3/21/2024	200,000	1.49	Buy	0.30
T S Flour Mill (TMILL)	Preecha Attapiwat	Common Shares	3/20/2024	99,900	3.72	Buy	0.37
T S Flour Mill (TMILL)	Preecha Attapiwat	Common Shares	3/21/2024	100,000	3.70	Buy	0.37
TSST (TSST)	Prapas Chutimaworapan	Common Shares	3/21/2024	9,700	9.90	Buy	0.10
Triton Holding (TRITN)	Louise Taechaubol	Common Shares	3/21/2024	23,500,000	0.13	Buy	3.06
BTS Group Holdings (BTS)	Kavin Kanjanapas	Common Shares	3/21/2024	3,500,000	5.40	Buy	18.90
Bangkok Genomics Innovation (BKGI)	Vichate Tantiwanich	Common Shares	3/20/2024	100,000	3.28	Sell	0.33
Precise Corporation (PCC)	Kitti Sumrit	Common Shares	3/21/2024	2,500	3.08	Buy	0.01
Multibax (MBAX)	Surachai Atsawakaewmongkhon	Warrant	3/21/2024	20,000	0.24	Sell	0.00
Multibax (MBAX)	Surachai Atsawakaewmongkhon	Warrant	3/21/2024	10,000	0.22	Sell	0.00
Master Style (MASTER)	Vichate Tantiwanich	Common Shares	3/22/2024	44,000*	46.00	Buy	0.51
Master Style (MASTER)	Vichate Tantiwanich	Common Shares	3/22/2024	44,000*	46.00	Buy	0.51
Micro Leasing (MICRO)	Rotsanan Yingthaweesak	Common Shares	3/20/2024	17,300	2.20	Buy	0.04
Ratchaphruek Hospital (RPH)	Jiraporn Srinakarin	Common Shares	3/20/2024	8,000	6.20	Buy	0.05
Sabuy Technology (SABUY)	Kittipol Thanasit	Warrant	3/20/2024	107,400	0.41	Sell	0.04
RS (RS)	Surachai Chetchotisak	Warrant	3/20/2024	2,900	13.67	Sell	0.04
RS (RS)	Surachai Chetchotisak	Warrant	3/20/2024	3,190	12.60	Buy	0.04
International Net Work System (ITNS)	Sittha Rattanalangkarn	Common Shares	3/15/2024	66,200	2.82	Sell	0.19
International Net Work System (ITNS)	Sittha Rattanalangkarn	Common Shares	3/20/2024	110,000	2.86	Sell	0.31
Eastern Power Group (EP)	Yuth Chinpakkul	Common Shares	3/21/2024	6,300	2.70	Buy	0.02
Ekachai Medical Care (EKH)	Kaweechai Lertadsavarat	Warrant	3/20/2024	10,300	1.48	Buy	0.02
Ekachai Medical Care (EKH)	Kaweechai Lertadsavarat	Warrant	3/21/2024	40,000*	1.47	Buy	0.01
Ekachai Medical Care (EKH)	Kaweechai Lertadsavarat	Warrant	3/21/2024	10,000	1.47	Buy	0.01
Advice IT Infinite (ADVICE)	Poramet Ek-Un	Common Shares	3/18/2024	484,400	4.32	Sell	2.09
Advice IT Infinite (ADVICE)	Poramet Ek-Un	Common Shares	3/19/2024	2,613,700	4.38	Sell	11.45
Advice IT Infinite (ADVICE)	Poramet Ek-Un	Common Shares	3/20/2024	2,643,200	4.24	Sell	11.21
Asset World Corp (AWC)	Charoen Sirivadhanabhakdi	Common Shares	3/19/2024	4,530,000,000	3.96	Sell	17,938.80
Asset World Corp (AWC)	Charoen Sirivadhanabhakdi	Common Shares	3/20/2024	4,530,000,000	3.96	Sell	17,938.80

Source: \*Revoked by Reporter; SEC

## Exhibit 12: Upcoming XM [1/2]

Symbol	X-Date	Meeting Date	Agenda
B	25/3/2024	26/4/2024	Omitted dividend payment
BWG	25/3/2024	29/4/2024	Omitted dividend payment,Connected transaction,Acquisition and disposition of assets / Acquisition or Disposition of Assets ,Capital increase,The issuance of convertible securities
CMO	25/3/2024	25/4/2024	Omitted dividend payment
CRC	25/3/2024	25/4/2024	Cash dividend payment,Connected transaction,Changing The director(s),The amendment of the Articles of Association
EE	25/3/2024	24/4/2024	Omitted dividend payment
ETC	25/3/2024	30/4/2024	Capital increase,Omitted dividend payment,Connected transaction,Acquisition and disposition of assets / Acquisition or Disposition of Assets ,The issuance of convertible securities
FE	25/3/2024	25/4/2024	Cash dividend payment
FUTUREPF	25/3/2024	-	Fund management,Financial position and performance,Appointment of auditors and audit costs
HARN	25/3/2024	29/4/2024	Cash dividend payment,Acquisition and disposition of assets / Acquisition or Disposition of Assets ,Connected transaction
KCE	25/3/2024	18/4/2024	Cash dividend payment
LEE	25/3/2024	29/4/2024	Cash dividend payment,Changing The director(s)
NNCL	25/3/2024	25/4/2024	Cash dividend payment
PRIME	25/3/2024	30/4/2024	Omitted dividend payment,Capital increase,Changing The director(s)
PROUD	25/3/2024	24/4/2024	Omitted dividend payment
SMIT	25/3/2024	25/4/2024	Cash dividend payment
SYNTEC	25/3/2024	30/4/2024	Cash dividend payment
TNL	25/3/2024	22/4/2024	Cash dividend payment,Connected transaction,Changing The director(s)
ANAN	26/3/2024	25/4/2024	Omitted dividend payment,Capital increase
INSURE	26/3/2024	25/4/2024	Omitted dividend payment,Capital increase
MORE	26/3/2024	19/4/2024	Omitted dividend payment
STPI	26/3/2024	24/4/2024	Omitted dividend payment
TFMAMA	26/3/2024	25/4/2024	Cash dividend payment
VIH	26/3/2024	26/4/2024	Cash dividend payment,Capital increase,Acquisition and disposition of assets / Acquisition or Disposition of Assets ,The issuance of convertible securities
BE8	27/3/2024	25/4/2024	Cash dividend payment
BTW	27/3/2024	23/4/2024	Omitted dividend payment
FNS	27/3/2024	29/4/2024	Omitted dividend payment
KTMS	27/3/2024	26/4/2024	Cash dividend payment
LHHOTEL	27/3/2024	29/4/2024	Financial position and performance,Appointment of auditors and audit costs
LHPF	27/3/2024	-	Fund management,Financial position and performance,Appointment of auditors and audit costs,Topic 1 To acknowledge the minutes of the previous meeting.
LHSC	27/3/2024	-	
MJD	27/3/2024	25/4/2024	Omitted dividend payment,Capital increase
PERM	27/3/2024	25/4/2024	Omitted dividend payment
QHHR	27/3/2024	-	Fund management,Financial position and performance,Appointment of auditors and audit costs,Topic 1 To acknowledge the minutes of the previous meeting.
QHPP	27/3/2024	-	
RWI	27/3/2024	30/4/2024	Omitted dividend payment,Capital increase
SAUCE	27/3/2024	24/4/2024	Cash dividend payment
SGC	27/3/2024	18/4/2024	Omitted dividend payment
TRC	27/3/2024	29/4/2024	Omitted dividend payment
UREKA	27/3/2024	29/4/2024	Omitted dividend payment,Reduce the registered capital of the company
WELL	27/3/2024	26/4/2024	Omitted dividend payment
WHART	27/3/2024	-	Fund management,Financial position and performance,Appointment of auditors and audit costs
WORLD	27/3/2024	26/4/2024	Omitted dividend payment
CGH	28/3/2024	29/4/2024	Omitted dividend payment,Capital increase,The issuance of convertible securities
FANCY	28/3/2024	29/4/2024	Omitted dividend payment
GIFT	28/3/2024	29/4/2024	Omitted dividend payment,Acquisition and disposition of assets / Acquisition or Disposition of Assets , -
GJS	28/3/2024	26/4/2024	Omitted dividend payment
GSTEEL	28/3/2024	26/4/2024	Omitted dividend payment,Connected transaction,Changing The director(s)
HEALTH	28/3/2024	29/4/2024	Omitted dividend payment,Capital increase
KC	28/3/2024	24/4/2024	Omitted dividend payment,Changing The director(s)
MILL	28/3/2024	24/4/2024	Omitted dividend payment,Capital increase
PEER	28/3/2024	23/4/2024	Omitted dividend payment

Source: SET



## Exhibit 13: Upcoming XM [2/2]

Symbol	X-Date	Meeting Date	Agenda
PTECH	28/3/2024	26/4/2024	Omitted dividend payment,The issuance of debentures
RAM	28/3/2024	30/4/2024	Cash dividend payment
RS	28/3/2024	30/4/2024	Omitted dividend payment
SABUY	28/3/2024	29/4/2024	Omitted dividend payment
SBNEXT	28/3/2024	26/4/2024	Omitted dividend payment,Capital increase
SDC	28/3/2024	25/4/2024	Omitted dividend payment,Capital increase,The amendment of the Company's Articles of Association
STEC	28/3/2024	26/4/2024	Cash dividend payment
THMUI	28/3/2024	23/4/2024	Omitted dividend payment
TNPF	28/3/2024	-	Fund management,Financial position and performance,Appointment of auditors and audit costs
TRV	28/3/2024	26/4/2024	Omitted dividend payment
BYD	29/3/2024	24/4/2024	Omitted dividend payment,Capital increase
CEN	29/3/2024	30/4/2024	Omitted dividend payment
FVC	29/3/2024	30/4/2024	Cash dividend payment
GEL	29/3/2024	30/4/2024	Omitted dividend payment
GTV	29/3/2024	29/4/2024	Omitted dividend payment,Changing The director(s)
HPF	29/3/2024	-	Fund management,Financial position and performance,Appointment of auditors and audit costs,The dividend payment and capital return for the fiscal year
M-II	29/3/2024	-	
MIT	29/3/2024	-	
MK	29/3/2024	25/4/2024	Omitted dividend payment
MNIT	29/3/2024	-	Fund management,Financial position and performance,Appointment of auditors and audit costs,The dividend payment and capital return for the fiscal year
MNIT2	29/3/2024	-	
MNRF	29/3/2024	-	
M-PAT	29/3/2024	-	
M-STOR	29/3/2024	-	
PB	29/3/2024	30/4/2024	Cash dividend payment,Changing The director(s),To consider for amendment for Company's articles of association. To consider for amendment for Company's memorandum of association section.3. Addition of the Company's objectives.
POLAR	29/3/2024	26/4/2024	Omitted dividend payment,Capital increase
CPTGF	1/4/2024	-	Fund management,Financial position and performance,Appointment of auditors and audit costs,The dividend payment from operating results
EGATIF	1/4/2024	-	Fund management,Financial position and performance,Appointment of auditors and audit costs,dividend payment from operating results of the year 2023
JCK	1/4/2024	30/4/2024	Omitted dividend payment,Capital increase
KBSPIF	1/4/2024	-	Fund management,Financial position and performance,Appointment of auditors and audit costs,dividend payment from operating results of the year 2023
PPPM	1/4/2024	29/4/2024	Omitted dividend payment,Paid up capital reduction,Change of par value
QHOP	1/4/2024	-	1/12/2023
SAAM	1/4/2024	24/4/2024	Omitted dividend payment,Capital increase,The issuance of debentures
SAWANG	1/4/2024	29/4/2024	Omitted dividend payment
TCC	1/4/2024	30/4/2024	Omitted dividend payment
TTLPF	1/4/2024	-	Fund management,Financial position and performance,Appointment of auditors and audit costs,The dividend payment from operating results
TU-PF	1/4/2024	-	1/12/2023
UPF	1/4/2024	24/4/2024	Cash dividend payment
CIG	2/4/2024	30/4/2024	Capital increase
CRANE	2/4/2024	25/4/2024	Omitted dividend payment
SOLAR	2/4/2024	29/4/2024	Omitted dividend payment,Changing The director(s)
SUC	2/4/2024	25/4/2024	Cash dividend payment
UP	2/4/2024	25/4/2024	Cash dividend payment
WAVE	2/4/2024	30/4/2024	Omitted dividend payment,Capital increase,The issuance of convertible securities
CSR	3/4/2024	26/4/2024	Cash dividend payment,Changing The director(s)
EMC	3/4/2024	30/4/2024	Capital increase,The issuance of convertible securities,Omitted dividend payment
NEWS	3/4/2024	30/4/2024	Omitted dividend payment,Capital increase,Acquisition and disposition of assets / Acquisition or Disposition of Assets ,Connected transaction,The issuance of convertible securities
PICO	3/4/2024	22/4/2024	Changing The director(s)
AQUA	4/4/2024	30/4/2024	Omitted dividend payment,Changing The director(s)
NOVA	4/4/2024	30/4/2024	Omitted dividend payment
TCOAT	4/4/2024	29/4/2024	Cash dividend payment
WHAIR	4/4/2024	-	Fund management,Financial position and performance,Appointment of auditors and audit costs
WP	4/4/2024	23/4/2024	Cash dividend payment
TNPC	5/4/2024	26/4/2024	Cash dividend payment
CIG	10/4/2024	30/4/2024	Omitted dividend payment

Source: SET

## Exhibit 14: Upcoming XD [1/6]

Symbol	X-Date	Dividend (per Share)	Unit	Operation Period	Source of Dividend	Payment Date	Price	Div Yield	Par
HARN	25/03/2024	0.15	Baht	01/01/2023 - 31/12/2023	NP	17/05/2024	2.38	6.3%	0.5
KCE	25/03/2024	0.7	Baht	01/07/2023 - 31/12/2023	NP	10/05/2024	40.00	1.8%	0.5
LEE	25/03/2024	0.09	Baht	01/01/2023 - 31/12/2023	NP	15/05/2024	2.46	3.7%	1
SYNTEC	25/03/2024	0.03	Baht	01/01/2023 - 31/12/2023	NP	17/05/2024	1.84	1.6%	1
VIH	26/03/2024	0.2	Baht	01/01/2023 - 31/12/2023	NP	24/05/2024	7.65	2.6%	1
RAM	28/03/2024	0.2	Baht	-	RE	29/05/2024	30.25	0.7%	0.1
STEC	28/03/2024	0.15	Baht	01/01/2023 - 31/12/2023	NP	24/05/2024	10.40	1.4%	1
Q-CON	29/03/2024	1	Baht	01/01/2023 - 31/12/2023	NP	19/04/2024	17.70	5.6%	1
DCC	01/04/2024	0.012	Baht	01/10/2023 - 31/12/2023	NP	25/04/2024	1.91	0.6%	0.1
SCGD	01/04/2024	0.15	Baht	01/01/2023 - 31/12/2023	NP	22/04/2024	8.25	1.8%	10
UPF	01/04/2024	0.86	Baht	-	RE	14/05/2024	38.50	2.2%	10
SCGP	02/04/2024	0.3	Baht	01/01/2023 - 31/12/2023	NP	22/04/2024	29.25	1.0%	1
SUC	02/04/2024	1.5	Baht	-	RE	14/05/2024	32.75	4.6%	10
UP	02/04/2024	1.18	Baht	01/01/2023 - 31/12/2023	NP	14/05/2024	17.60	6.7%	10
SCC	04/04/2024	3.5	Baht	01/01/2023 - 31/12/2023	NP	23/04/2024	252.00	1.4%	1
SMPC	04/04/2024	0.21	Baht	01/07/2023 - 31/12/2023	NP	26/04/2024	8.90	2.4%	1
TCOAT	04/04/2024	0.5	Baht	-	RE	24/05/2024	26.00	1.9%	10
BANPU	05/04/2024	0.2	Baht	01/07/2023 - 31/12/2023	NP	30/04/2024	5.55	3.6%	1
BPP	05/04/2024	0.4	Baht	01/07/2023 - 31/12/2023	NP	26/04/2024	14.90	2.7%	10
CPAXT	05/04/2024	0.39	Baht	01/01/2023 - 31/12/2023	NP	29/04/2024	30.75	1.3%	0.5
GPI	05/04/2024	0.055	Baht	-	RE	26/04/2024	1.86	3.0%	0.5
MAJOR	09/04/2024	0.15	Baht	01/07/2023 - 31/12/2023	NP	30/04/2024	14.80	1.0%	1
TMT	09/04/2024	0.15	Baht	01/07/2023 - 31/12/2023	NP	30/04/2024	5.75	2.6%	1
BLC	10/04/2024	0.07	Baht	01/01/2023 - 31/12/2023	NP	30/04/2024	5.15	1.4%	0.5
KCC	10/04/2024	0.0543	Baht	01/01/2023 - 31/12/2023	NP	30/04/2024	2.98	1.8%	0.5
KLINIQ	10/04/2024	0.75	Baht	01/01/2023 - 31/12/2023	NP	02/05/2024	41.00	1.8%	0.5
ATP30	11/04/2024	0.02	Baht	01/01/2023 - 31/12/2023	NP	30/04/2024	0.98	2.0%	0.25
AUCT	11/04/2024	0.37	Baht	01/07/2023 - 31/12/2023	NP	03/05/2024	9.95	3.7%	0.25
SUTHA	11/04/2024	0.08	Baht	-	RE	03/05/2024	2.66	3.0%	1
COCOCO	12/04/2024	0.25	Baht	-	RE	02/05/2024	10.90	2.3%	0.5
GC	12/04/2024	0.16	Baht	01/07/2023 - 31/12/2023	NP	30/04/2024	5.30	3.0%	0.5
QTC	12/04/2024	0.2	Baht	-	RE	30/04/2024	4.06	4.9%	1
TIPCO	12/04/2024	0.63	Baht	01/01/2023 - 31/12/2023	Both	03/05/2024	10.00	6.3%	1
TOG	12/04/2024	0.45	Baht	01/07/2023 - 31/12/2023	NP	02/05/2024	11.90	3.8%	1
TPLAS	12/04/2024	0.04	Baht	01/01/2023 - 31/12/2023	NP	03/05/2024	1.58	2.5%	0.5
JMT	17/04/2024	0.49	Baht	01/07/2023 - 31/12/2023	NP	03/05/2024	21.80	2.2%	0.5
KTB	17/04/2024	0.868	Baht	-	RE	03/05/2024	16.80	5.2%	5.15
KTB-P	17/04/2024	1.0225	Baht	-	RE	03/05/2024	153.00	0.7%	5.15
KTC	17/04/2024	1.27	Baht	01/01/2023 - 31/12/2023	NP	03/05/2024	45.50	2.8%	1
SCB	17/04/2024	7.84	Baht	01/01/2023 - 31/12/2023	NP	03/05/2024	115.50	6.8%	10
TTB	17/04/2024	0.055	Baht	01/01/2023 - 31/12/2023	NP	08/05/2024	1.85	3.0%	0.95
IT	18/04/2024	0.1	Baht	01/01/2023 - 31/12/2023	NP	03/05/2024	3.32	3.0%	1
PHG	18/04/2024	0.52	Baht	01/01/2023 - 31/12/2023	Both	09/05/2024	14.20	3.7%	1
STA	18/04/2024	1	Baht	-	RE	08/05/2024	20.60	4.9%	1
STGT	18/04/2024	0.5	Baht	-	RE	08/05/2024	9.30	5.4%	0.5
STP	18/04/2024	0.25	Baht	01/01/2023 - 31/12/2023	NP	09/05/2024	12.30	2.0%	1
TCAP	18/04/2024	2	Baht	-	RE	03/05/2024	50.75	3.9%	10
TCAP-P	18/04/2024	2	Baht	-	RE	03/05/2024	560.00	0.4%	10
UKEM	18/04/2024	0.01	Baht	01/01/2023 - 31/12/2023	NP	07/05/2024	0.84	1.2%	0.25
YUASA	18/04/2024	0.412	Baht	01/01/2023 - 31/12/2023	NP	09/05/2024	10.80	3.8%	1
JPARK	19/04/2024	0.0375	Baht	01/01/2023 - 31/12/2023	Both	07/05/2024	6.15	0.6%	0.5
KWC	19/04/2024	10.5	Baht	01/01/2023 - 31/12/2023	NP	08/05/2024	285.00	3.7%	10
PSL	19/04/2024	0.05	Baht	-	RE	03/05/2024	8.00	0.6%	1
AIT	22/04/2024	0.17	Baht	01/01/2023 - 31/12/2023	NP	09/05/2024	4.74	3.6%	1

Source: SET

## Exhibit 15: Upcoming XD [2/6]

Symbol	X-Date	Dividend (per Share)	Unit	Operation Period	Source of Dividend	Payment Date	Price	Div Yield	Par
HMPRO	22/04/2024	0.22	Baht	01/07/2023 - 31/12/2023	NP	08/05/2024	10.90	2.0%	1
KBANK	22/04/2024	6	Baht	-	RE	10/05/2024	124.00	4.8%	10
KGI	22/04/2024	0.31	Baht	01/01/2023 - 31/12/2023	NP	09/05/2024	4.80	6.5%	1
NER	22/04/2024	0.29	Baht	01/01/2023 - 31/12/2023	NP	09/05/2024	6.10	4.8%	0.5
PACO	22/04/2024	0.04	Baht	01/01/2023 - 31/12/2023	NP	07/05/2024	1.84	2.2%	0.5
SMART	22/04/2024	0.0912	Baht	01/01/2023 - 31/12/2023	NP	10/05/2024	1.03	8.9%	0.5
SVI	22/04/2024	0.135	Baht	01/01/2023 - 31/12/2023	NP	09/05/2024	6.25	2.2%	1
THANA	22/04/2024	0.028	Baht	01/01/2023 - 31/12/2023	NP	09/05/2024	1.74	1.6%	1
TTCL	22/04/2024	0.1	Baht	01/07/2023 - 31/12/2023	NP	10/05/2024	3.62	2.8%	1
WINDOW	22/04/2024	0.023	Baht	01/01/2023 - 31/12/2023	NP	09/05/2024	1.15	2.0%	0.5
BBL	23/04/2024	5	Baht	-	RE	10/05/2024	140.50	3.6%	10
DTCI	24/04/2024	0.25	Baht	-	RE	16/05/2024	36.00	0.7%	10
SAPPE	24/04/2024	2.18	Baht	01/01/2023 - 31/12/2023	NP	17/05/2024	90.75	2.4%	1
TIDLOR	24/04/2024	27 : 1 Share	-	01/01/2023 - 31/12/2023	NP	14/05/2024	22.60	-	3.7
TIDLOR	24/04/2024	0.2698	Baht	01/01/2023 - 31/12/2023	NP	14/05/2024	22.60	1.2%	3.7
TISCO	24/04/2024	5.75	Baht	01/01/2023 - 31/12/2023	Both	15/05/2024	100.00	5.8%	10
TISCO-P	24/04/2024	5.75	Baht	01/01/2023 - 31/12/2023	Both	15/05/2024	1,346.00	0.4%	10
BUI	25/04/2024	0.3	Baht	01/01/2023 - 31/12/2023	NP	17/05/2024	20.70	1.4%	10
BUI	25/04/2024	4 : 1 Share	-	01/01/2023 - 31/12/2023	NP	17/05/2024	20.70	-	10
QH	25/04/2024	0.1	Baht	01/07/2023 - 31/12/2023	NP	16/05/2024	2.18	4.6%	1
TM	25/04/2024	0.033	Baht	01/01/2023 - 31/12/2023	NP	15/05/2024	1.90	1.7%	0.5
WHAUP	25/04/2024	0.1925	Baht	01/01/2023 - 31/12/2023	NP	15/05/2024	4.10	4.7%	1
AMARC	26/04/2024	0.039	Baht	01/01/2023 - 31/12/2023	Both	17/05/2024	1.40	2.8%	0.5
ANI	26/04/2024	0.05	Baht	01/01/2023 - 31/12/2023	NP	20/05/2024	5.10	1.0%	0.5
BGC	26/04/2024	0.08	Baht	01/10/2023 - 31/12/2023	NP	17/05/2024	7.05	1.1%	5
KKP	26/04/2024	1.75	Baht	01/01/2023 - 31/12/2023	NP	16/05/2024	50.75	3.4%	10
MFC	26/04/2024	1.3	Baht	01/01/2023 - 31/12/2023	NP	16/05/2024	21.00	6.2%	1
NSL	26/04/2024	0.35	Baht	01/01/2023 - 31/12/2023	NP	17/05/2024	20.90	1.7%	1
NYT	26/04/2024	0.36	Baht	01/01/2023 - 31/12/2023	NP	17/05/2024	4.74	7.6%	0.5
SPA	26/04/2024	2 : 1 Share	-	01/01/2023 - 31/12/2023	Both	17/05/2024	13.10	-	0.25
SPA	26/04/2024	0.01389	Baht	01/01/2023 - 31/12/2023	Both	17/05/2024	13.10	0.1%	0.25
TKC	26/04/2024	0.15	Baht	01/01/2023 - 31/12/2023	NP	15/05/2024	13.60	1.1%	1
TPS	26/04/2024	0.18	Baht	-	RE	15/05/2024	4.10	4.4%	0.5
APCO	29/04/2024	0.18	Baht	01/01/2023 - 31/12/2023	Both	13/05/2024	5.05	3.6%	0.5
BAM	29/04/2024	0.38	Baht	01/01/2023 - 31/12/2023	NP	21/05/2024	9.95	3.8%	5
LHFG	29/04/2024	0.03	Baht	01/01/2023 - 31/12/2023	NP	17/05/2024	1.00	3.0%	1
MTC	29/04/2024	0.21	Baht	01/01/2023 - 31/12/2023	NP	16/05/2024	46.00	0.5%	1
NAT	29/04/2024	0.025	Baht	01/10/2023 - 31/12/2023	NP	17/05/2024	6.00	0.4%	0.5
PJW	29/04/2024	0.06	Baht	-	RE	17/05/2024	3.08	1.9%	0.5
RPH	29/04/2024	0.19	Baht	01/01/2023 - 31/12/2023	Both	15/05/2024	6.25	3.0%	1
RSP	29/04/2024	0.13	Baht	01/01/2023 - 31/12/2023	NP	15/05/2024	2.42	5.4%	1
SAK	29/04/2024	0.15	Baht	01/01/2023 - 31/12/2023	NP	17/05/2024	4.86	3.1%	1
SKR	29/04/2024	0.09	Baht	01/07/2023 - 31/12/2023	NP	14/05/2024	10.40	0.9%	0.5
SORKON	29/04/2024	0.2	Baht	01/01/2023 - 31/12/2023	NP	21/05/2024	4.24	4.7%	1
SUN	29/04/2024	0.25	Baht	01/01/2023 - 31/12/2023	NP	20/05/2024	5.60	4.5%	0.5
SUN	29/04/2024	5 : 1 Share	-	01/01/2023 - 31/12/2023	NP	20/05/2024	5.60	-	0.5
APP	30/04/2024	0.15	Baht	01/01/2023 - 31/12/2023	NP	17/05/2024	2.54	5.9%	0.5
ASW	30/04/2024	0.25	Baht	01/01/2023 - 31/12/2023	NP	21/05/2024	7.95	3.1%	1
BBIK	30/04/2024	1 : 0.837 Share	-	01/01/2023 - 31/12/2023	NP	21/05/2024	99.75	-	0.5
BBIK	30/04/2024	0.3815	Baht	01/01/2023 - 31/12/2023	NP	21/05/2024	99.75	0.4%	0.5
BJC	30/04/2024	0.65	Baht	01/07/2023 - 31/12/2023	NP	23/05/2024	24.40	2.7%	1
BRI	30/04/2024	0.603	Baht	01/07/2023 - 31/12/2023	NP	16/05/2024	6.95	8.7%	0.5
CM	30/04/2024	0.09	Baht	01/01/2023 - 31/12/2023	NP	17/05/2024	2.34	3.8%	1
GYT	30/04/2024	7	Baht	01/01/2023 - 31/12/2023	NP	21/05/2024	181.50	3.9%	10

Source: SET

## Exhibit 16: Upcoming XD [3/6]

Symbol	X-Date	Dividend (per Share)	Unit	Operation Period	Source of Dividend	Payment Date	Price	Div Yield	Par
III	30/04/2024	0.18	Baht	01/07/2023 - 31/12/2023	NP	16/05/2024	9.10	2.0%	0.5
KISS	30/04/2024	0.09	Baht	01/07/2023 - 31/12/2023	NP	21/05/2024	5.75	1.6%	0.5
MEB	30/04/2024	0.65	Baht	01/01/2023 - 31/12/2023	NP	21/05/2024	32.75	2.0%	0.5
MENA	30/04/2024	0.03	Baht	01/01/2023 - 31/12/2023	NP	17/05/2024	1.79	1.7%	0.5
MFEC	30/04/2024	0.4	Baht	01/01/2023 - 31/12/2023	NP	17/05/2024	6.90	5.8%	1
PDJ	30/04/2024	0.1	Baht	-	RE	21/05/2024	2.04	4.9%	1
PREB	30/04/2024	0.4	Baht	01/01/2023 - 31/12/2023	NP	24/05/2024	6.25	6.4%	1
RPC	30/04/2024	0.04	Baht	01/01/2023 - 31/12/2023	Both	21/05/2024	0.68	5.9%	1
SAMCO	30/04/2024	0.03	Baht	01/01/2023 - 31/12/2023	NP	21/05/2024	1.14	2.6%	1
SCG	30/04/2024	0.05	Baht	-	RE	17/05/2024	3.50	1.4%	1
STEG19	30/04/2024	-	Baht	-	-	28/05/2024	-	-	-
TFG	30/04/2024	0.01	Baht	01/01/2023 - 31/12/2023	Both	21/05/2024	3.42	0.3%	1
TPCH	30/04/2024	0.4	Baht	01/01/2023 - 31/12/2023	NP	20/05/2024	7.20	5.6%	1
TPCS	30/04/2024	0.65	Baht	01/01/2023 - 31/12/2023	NP	20/05/2024	16.70	3.9%	1
WACOAL	30/04/2024	0.7	Baht	-	RE	21/05/2024	34.25	2.0%	1
AAI	02/05/2024	0.18	Baht	01/01/2023 - 31/12/2023	Both	17/05/2024	4.22	4.3%	1
ACG	02/05/2024	0.0133	Baht	01/01/2023 - 31/12/2023	NP	21/05/2024	1.25	1.1%	0.5
AHC	02/05/2024	0.63	Baht	01/01/2023 - 31/12/2023	NP	20/05/2024	18.10	3.5%	1
ALUCON	02/05/2024	8	Baht	01/01/2023 - 31/12/2023	NP	15/05/2024	179.50	4.5%	10
AURA	02/05/2024	0.31	Baht	01/01/2023 - 31/12/2023	NP	21/05/2024	13.90	2.2%	1
BCH	02/05/2024	0.25	Baht	01/01/2023 - 31/12/2023	NP	23/05/2024	21.40	1.2%	1
BIS	02/05/2024	0.07	Baht	01/07/2023 - 31/12/2023	NP	21/05/2024	3.44	2.0%	0.5
BRR	02/05/2024	0.2	Baht	01/01/2023 - 31/12/2023	NP	21/05/2024	4.94	4.0%	1
DTCENT	02/05/2024	0.048507281	Baht	01/01/2023 - 31/12/2023	NP	20/05/2024	1.48	3.3%	0.5
DTCENT	02/05/2024	20 : 1 Share	-	01/01/2023 - 31/12/2023	NP	20/05/2024	1.48	-	0.5
FPI	02/05/2024	0.04	Baht	01/07/2023 - 31/12/2023	NP	15/05/2024	2.40	1.7%	0.25
FTE	02/05/2024	0.1	Baht	01/07/2023 - 31/12/2023	NP	23/05/2024	1.72	5.8%	0.5
HTC	02/05/2024	0.56	Baht	01/07/2023 - 31/12/2023	NP	20/05/2024	17.30	3.2%	0.5
HUMAN	02/05/2024	0.14	Baht	01/07/2023 - 31/12/2023	NP	23/05/2024	11.60	1.2%	0.5
JUBILE	02/05/2024	0.25	Baht	01/07/2023 - 31/12/2023	NP	17/05/2024	16.20	1.5%	1
KCG	02/05/2024	0.3	Baht	01/01/2023 - 31/12/2023	NP	21/05/2024	9.35	3.2%	1
LPH	02/05/2024	0.09	Baht	01/01/2023 - 31/12/2023	Both	17/05/2024	4.74	1.9%	0.5
MCA	02/05/2024	0.045	Baht	01/01/2023 - 31/12/2023	NP	20/05/2024	2.90	1.6%	0.5
MINT	02/05/2024	0.32	Baht	01/01/2023 - 31/12/2023	Both	21/05/2024	33.50	1.0%	1
MODERN	02/05/2024	0.09	Baht	01/01/2023 - 31/12/2023	NP	17/05/2024	2.26	4.0%	1
MOONG	02/05/2024	0.12	Baht	01/01/2023 - 31/12/2023	NP	21/05/2024	2.24	5.4%	0.5
MOSHI	02/05/2024	0.6	Baht	01/01/2023 - 31/12/2023	NP	24/05/2024	57.25	1.0%	1
NETBAY	02/05/2024	0.8983	Baht	01/01/2023 - 31/12/2023	NP	21/05/2024	20.60	4.4%	1
OSP	02/05/2024	0.45	Baht	01/07/2023 - 31/12/2023	Both	23/05/2024	20.20	2.2%	1
PAF	02/05/2024	0.0102	Baht	01/01/2023 - 31/12/2023	NP	23/05/2024	1.44	0.7%	0.51
PR9	02/05/2024	0.3	Baht	01/01/2023 - 31/12/2023	NP	20/05/2024	19.00	1.6%	1
SAUCE	02/05/2024	1.72	Baht	01/01/2023 - 31/12/2023	NP	17/05/2024	43.00	4.0%	1
SC	02/05/2024	0.16	Baht	01/07/2023 - 31/12/2023	NP	21/05/2024	3.56	4.5%	1
SICT	02/05/2024	0.035	Baht	01/01/2023 - 31/12/2023	NP	23/05/2024	5.40	0.6%	0.5
SINO	02/05/2024	0.014423	Baht	01/10/2023 - 31/12/2023	NP	20/05/2024	1.33	1.1%	0.5
SPC	02/05/2024	1.4	Baht	-	RE	21/05/2024	61.50	2.3%	1
SPI	02/05/2024	0.6	Baht	-	RE	21/05/2024	70.25	0.9%	1
SRICHA	02/05/2024	0.25	Baht	-	RE	17/05/2024	8.85	2.8%	1
SRS	02/05/2024	0.02	Baht	01/10/2023 - 31/12/2023	NP	23/05/2024	8.75	0.2%	0.5
SST	02/05/2024	0.01	Baht	-	RE	23/05/2024	5.25	0.2%	1
THIP	02/05/2024	1.65	Baht	01/01/2023 - 31/12/2023	NP	20/05/2024	30.50	5.4%	1
TNL	02/05/2024	0.3	Baht	-	RE	20/05/2024	34.25	0.9%	1
TWPC	02/05/2024	0.091	Baht	-	RE	23/05/2024	3.66	2.5%	1
WIIK	02/05/2024	0.06	Baht	01/01/2023 - 31/12/2023	Both	20/05/2024	1.49	4.0%	1

Source: SET

## Exhibit 17: Upcoming XD [4/6]

Symbol	X-Date	Dividend (per Share)	Unit	Operation Period	Source of Dividend	Payment Date	Price	Div Yield	Par
BE8	03/05/2024	0.23	Baht	01/01/2023 - 31/12/2023	NP	23/05/2024	28.25	0.8%	0.5
CHG	03/05/2024	0.05	Baht	01/01/2023 - 31/12/2023	NP	24/05/2024	2.96	1.7%	0.1
CPR	03/05/2024	0.116	Baht	01/01/2023 - 31/12/2023	NP	24/05/2024	4.40	2.6%	1
CRC	03/05/2024	0.55	Baht	01/01/2023 - 31/12/2023	NP	24/05/2024	36.50	1.5%	1
D	03/05/2024	0.06	Baht	01/01/2023 - 31/12/2023	NP	21/05/2024	3.88	1.5%	0.5
DMT	03/05/2024	0.15	Baht	01/01/2023 - 31/12/2023	NP	24/05/2024	11.90	1.3%	5.2
ICC	03/05/2024	1.144123746	Baht	-	RE	21/05/2024	45.50	2.5%	1
ICC	03/05/2024	3.90814 : 1 Share	-	-	RE	21/05/2024	45.50	-	1
IND	03/05/2024	0.015	Baht	01/01/2023 - 31/12/2023	NP	21/05/2024	0.92	1.6%	0.5
INET	03/05/2024	0.116	Baht	01/01/2023 - 31/12/2023	NP	23/05/2024	5.10	2.3%	1
IVL	03/05/2024	0.175	Baht	01/01/2023 - 31/12/2023	NP	23/05/2024	24.40	0.7%	1
KWM	03/05/2024	0.058	Baht	01/01/2023 - 31/12/2023	Both	23/05/2024	1.48	3.9%	0.5
L&E	03/05/2024	0.04	Baht	-	RE	20/05/2024	1.30	3.1%	1
LH	03/05/2024	0.3	Baht	01/07/2023 - 31/12/2023	NP	21/05/2024	7.00	4.3%	1
LRH	03/05/2024	1.35	Baht	01/01/2023 - 31/12/2023	Both	23/05/2024	40.25	3.4%	10
NOBLE	03/05/2024	0.118	Baht	01/10/2023 - 31/12/2023	Both	24/05/2024	3.70	3.2%	1
ONEE	03/05/2024	0.13	Baht	01/07/2023 - 31/12/2023	NP	24/05/2024	5.10	2.5%	2
PCC	03/05/2024	0.14	Baht	01/01/2023 - 31/12/2023	NP	28/05/2024	3.08	4.5%	1
PF	03/05/2024	0.013	Baht	01/01/2023 - 31/12/2023	NP	24/05/2024	0.27	4.8%	1
PIMO	03/05/2024	0.03	Baht	01/07/2023 - 31/12/2023	NP	21/05/2024	1.48	2.0%	0.25
PL	03/05/2024	0.11	Baht	01/01/2023 - 31/12/2023	NP	21/05/2024	2.02	5.4%	1
RBF	03/05/2024	0.175	Baht	01/01/2023 - 31/12/2023	NP	20/05/2024	11.60	1.5%	1
ROCK	03/05/2024	0.5	Baht	01/01/2023 - 31/12/2023	NP	24/05/2024	12.50	4.0%	10
ROJNA	03/05/2024	0.4	Baht	01/01/2023 - 31/12/2023	NP	24/05/2024	7.35	5.4%	1
SABINA	03/05/2024	0.67	Baht	-	RE	17/05/2024	25.25	2.7%	1
SEAFCO	03/05/2024	0.09	Baht	01/01/2023 - 31/12/2023	NP	27/05/2024	2.74	3.3%	0.5
SEAFCO	03/05/2024	10 : 1 Share	-	01/01/2023 - 31/12/2023	NP	27/05/2024	2.74	-	0.5
SO	03/05/2024	0.2	Baht	01/07/2023 - 31/12/2023	Both	21/05/2024	6.95	2.9%	1
SSF	03/05/2024	0.3704	Baht	01/01/2023 - 31/12/2023	NP	23/05/2024	7.80	4.7%	1
TC	03/05/2024	0.1	Baht	01/01/2023 - 31/12/2023	NP	24/05/2024	6.00	1.7%	1
TGE	03/05/2024	0.0026	Baht	01/01/2023 - 31/12/2023	NP	24/05/2024	3.16	0.1%	0.5
THREL	03/05/2024	61 : 1 Share	-	01/01/2023 - 31/12/2023	NP	-	2.22	-	1
THREL	03/05/2024	0.07	Baht	01/01/2023 - 31/12/2023	NP	-	2.22	3.2%	1
TPBI	03/05/2024	0.25	Baht	01/01/2023 - 31/12/2023	NP	24/05/2024	4.02	6.2%	1
TRP	03/05/2024	0.3	Baht	01/01/2023 - 31/12/2023	NP	23/05/2024	14.50	2.1%	0.5
TRT	03/05/2024	0.21	Baht	01/01/2023 - 31/12/2023	NP	21/05/2024	3.08	6.8%	1
UBA	03/05/2024	0.048	Baht	01/01/2023 - 31/12/2023	NP	21/05/2024	1.09	4.4%	0.5
WP	03/05/2024	0.28	Baht	01/01/2023 - 31/12/2023	NP	21/05/2024	4.30	6.5%	1
AMATAV	07/05/2024	0.01235	Baht	01/01/2023 - 31/12/2023	NP	23/05/2024	5.65	0.2%	0.5
AMATAV	07/05/2024	1 : 0.14 Share	-	01/01/2023 - 31/12/2023	NP	23/05/2024	5.65	-	0.5
ASEFA	07/05/2024	0.19	Baht	01/01/2023 - 31/12/2023	NP	24/05/2024	3.94	4.8%	1
ASIAN	07/05/2024	0.29	Baht	01/07/2023 - 31/12/2023	NP	24/05/2024	6.80	4.3%	1
AU	07/05/2024	0.21	Baht	01/01/2023 - 31/12/2023	NP	23/05/2024	9.30	2.3%	0.1
BAY	07/05/2024	0.45	Baht	-	RE	23/05/2024	26.50	1.7%	10
BEC	07/05/2024	0.06	Baht	-	RE	23/05/2024	4.80	1.3%	1
BLA	07/05/2024	0.2	Baht	-	RE	-	18.00	1.1%	1
CH	07/05/2024	0.04	Baht	-	RE	17/05/2024	2.48	1.6%	0.5
CIVIL	07/05/2024	0.012	Baht	01/01/2023 - 31/12/2023	NP	24/05/2024	2.10	0.6%	1
CKP	07/05/2024	0.085	Baht	01/01/2023 - 31/12/2023	Both	23/05/2024	3.82	2.2%	1
COLOR	07/05/2024	0.03	Baht	01/01/2023 - 31/12/2023	Both	24/05/2024	1.32	2.3%	1
CPALL	07/05/2024	1	Baht	01/01/2023 - 31/12/2023	NP	24/05/2024	54.25	1.8%	1
CPANEL	07/05/2024	0.16	Baht	01/01/2023 - 31/12/2023	NP	24/05/2024	6.10	2.6%	1
CSR	07/05/2024	1.57	Baht	01/01/2023 - 31/12/2023	NP	24/05/2024	67.75	2.3%	10
CSS	07/05/2024	0.02	Baht	01/01/2023 - 31/12/2023	NP	24/05/2024	0.91	2.2%	0.5

Source: SET

## Exhibit 18: Upcoming XD [5/6]

Symbol	X-Date	Dividend (per Share)	Unit	Operation Period	Source of Dividend	Payment Date	Price	Div Yield	Par
DEXON	07/05/2024	0.052	Baht	01/01/2023 - 31/12/2023	NP	24/05/2024	2.14	2.4%	0.5
EASON	07/05/2024	0.05	Baht	01/01/2023 - 31/12/2023	NP	24/05/2024	1.22	4.1%	1
EKH	07/05/2024	0.3	Baht	01/01/2023 - 31/12/2023	NP	20/05/2024	7.80	3.8%	0.5
EKH	07/05/2024	40 : 1 Share	-	01/01/2023 - 31/12/2023	NP	20/05/2024	7.80	-	0.5
ILINK	07/05/2024	0.39	Baht	01/01/2023 - 31/12/2023	NP	23/05/2024	7.35	5.3%	1
IP	07/05/2024	8 : 5 Share	-	-	RE	24/05/2024	9.20	-	0.5
IP	07/05/2024	0.0348	Baht	-	RE	24/05/2024	9.20	0.4%	0.5
ITEL	07/05/2024	0.0696	Baht	01/01/2023 - 31/12/2023	NP	23/05/2024	2.50	2.8%	0.5
JDF	07/05/2024	0.04	Baht	01/01/2023 - 31/12/2023	NP	20/05/2024	2.56	1.6%	0.5
KTMS	07/05/2024	0.014	Baht	01/01/2023 - 31/12/2023	NP	24/05/2024	2.62	0.5%	0.5
MATI	07/05/2024	0.25	Baht	-	RE	23/05/2024	7.20	3.5%	1
MGT	07/05/2024	0.07	Baht	01/07/2023 - 31/12/2023	NP	20/05/2024	2.48	2.8%	0.5
NL	07/05/2024	0.12082	Baht	01/01/2023 - 31/12/2023	NP	21/05/2024	2.38	5.1%	1
NNCL	07/05/2024	0.06	Baht	01/01/2023 - 31/12/2023	NP	23/05/2024	1.98	3.0%	1
OCC	07/05/2024	0.07	Baht	-	RE	21/05/2024	13.20	0.5%	1
ORN	07/05/2024	0.05	Baht	01/01/2023 - 31/12/2023	NP	24/05/2024	1.31	3.8%	1
PRAKIT	07/05/2024	1	Baht	01/01/2023 - 31/12/2023	NP	23/05/2024	11.70	8.5%	1
PRAPAT	07/05/2024	25 : 1 Share	-	01/01/2023 - 31/12/2023	NP	27/05/2024	1.65	-	0.5
PRAPAT	07/05/2024	0.04	Baht	01/01/2023 - 31/12/2023	NP	27/05/2024	1.65	2.4%	0.5
PRM	07/05/2024	0.26	Baht	01/01/2023 - 31/12/2023	NP	24/05/2024	7.50	3.5%	1
S&J	07/05/2024	2.25	Baht	-	RE	21/05/2024	53.25	4.2%	1
SAFE	07/05/2024	0.15	Baht	01/10/2023 - 31/12/2023	NP	24/05/2024	20.90	0.7%	1
SALEE	07/05/2024	0.035	Baht	01/01/2023 - 31/12/2023	Both	27/05/2024	0.73	4.8%	0.25
SCN	07/05/2024	0.0124	Baht	01/01/2023 - 31/12/2023	NP	23/05/2024	1.10	1.1%	0.5
SELIC	07/05/2024	0.03273	Baht	01/01/2023 - 31/12/2023	NP	24/05/2024	2.42	1.4%	0.5
SITHAI	07/05/2024	0.04	Baht	-	RE	24/05/2024	1.18	3.4%	1
SM	07/05/2024	0.03	Baht	01/01/2023 - 31/12/2023	NP	27/05/2024	1.36	2.2%	0.5
SNNP	07/05/2024	0.25	Baht	01/07/2023 - 31/12/2023	NP	24/05/2024	16.80	1.5%	0.5
SPALI	07/05/2024	0.75	Baht	01/07/2023 - 31/12/2023	NP	21/05/2024	20.50	3.7%	1
SSP	07/05/2024	0.1	Baht	01/01/2023 - 31/12/2023	NP	24/05/2024	7.80	1.3%	1
SWC	07/05/2024	0.005555556	Baht	01/01/2023 - 31/12/2023	NP	24/05/2024	3.50	0.2%	0.5
SWC	07/05/2024	10 : 1 Share	-	01/01/2023 - 31/12/2023	NP	24/05/2024	3.50	-	0.5
TACC	07/05/2024	0.19	Baht	01/01/2023 - 31/12/2023	NP	20/05/2024	5.05	3.8%	0.25
TFMAMA	07/05/2024	2.17	Baht	01/07/2023 - 31/12/2023	Both	23/05/2024	215.00	1.0%	1
TNPC	07/05/2024	0.018	Baht	-	RE	23/05/2024	1.28	1.4%	1
TPA	07/05/2024	0.25	Baht	-	RE	21/05/2024	4.28	5.8%	1
VENTURE19	07/05/2024	-	Baht	-	-	07/06/2024	-	-	-
VIBHA	07/05/2024	0.05	Baht	01/01/2023 - 31/12/2023	NP	27/05/2024	1.99	2.5%	0.1
AMARIN	08/05/2024	0.18	Baht	01/01/2023 - 31/12/2023	NP	24/05/2024	4.98	3.6%	1
AP	08/05/2024	0.7	Baht	01/01/2023 - 31/12/2023	NP	23/05/2024	10.10	6.9%	1
ARROW	08/05/2024	0.25	Baht	01/01/2023 - 31/12/2023	Both	23/05/2024	6.45	3.9%	1
AYUD	08/05/2024	1.67	Baht	01/01/2023 - 31/12/2023	NP	29/05/2024	35.75	4.7%	1
BAFS	08/05/2024	0.14	Baht	-	RE	23/05/2024	23.50	0.6%	1
CENTEL	08/05/2024	0.42	Baht	01/01/2023 - 31/12/2023	NP	27/05/2024	44.75	0.9%	1
EASTW	08/05/2024	0.05	Baht	01/07/2023 - 31/12/2023	NP	29/05/2024	3.54	1.4%	1
FE	08/05/2024	8.5	Baht	01/01/2023 - 31/12/2023	Both	23/05/2024	189.00	4.5%	10
FLOYD	08/05/2024	0.006172839	Baht	01/01/2023 - 31/12/2023	Both	24/05/2024	1.21	0.5%	0.5
FLOYD	08/05/2024	9 : 1 Share	-	01/01/2023 - 31/12/2023	Both	24/05/2024	1.21	-	0.5
ORI	08/05/2024	0.3	Baht	01/07/2023 - 31/12/2023	NP	23/05/2024	7.00	4.3%	0.5
PCSGH	08/05/2024	0.2	Baht	01/07/2023 - 31/12/2023	Both	24/05/2024	4.98	4.0%	1
PIN	08/05/2024	0.59	Baht	01/01/2023 - 31/12/2023	NP	24/05/2024	7.15	8.3%	1
PPM	08/05/2024	0.058	Baht	01/01/2023 - 31/12/2023	NP	24/05/2024	2.24	2.6%	0.5
SAWAD	08/05/2024	10 : 1 Share	-	01/01/2023 - 31/12/2023	NP	23/05/2024	42.00	-	1
SAWAD	08/05/2024	0.0115	Baht	01/01/2023 - 31/12/2023	NP	23/05/2024	42.00	0.0%	1

Source: SET

## Exhibit 19: Upcoming XD [6/6]

Symbol	X-Date	Dividend (per Share)	Unit	Operation Period	Source of Dividend	Payment Date	Price	Div Yield	Par
SCAP	08/05/2024	0.0023	Baht	01/01/2023 - 31/12/2023	NP	23/05/2024	2.92	0.1%	1
SCAP	08/05/2024	50 : 1 Share	-	01/01/2023 - 31/12/2023	NP	23/05/2024	2.92	-	1
SHANG	08/05/2024	1	Baht	01/01/2023 - 31/12/2023	NP	24/05/2024	48.50	2.1%	10
TLI	08/05/2024	0.5	Baht	01/01/2023 - 31/12/2023	NP	-	9.30	5.4%	1
TOA	08/05/2024	0.35	Baht	01/07/2023 - 31/12/2023	NP	28/05/2024	20.90	1.7%	1
TRU	08/05/2024	0.2	Baht	01/01/2023 - 31/12/2023	Both	24/05/2024	3.42	5.8%	1
A5	09/05/2024	0.05	Baht	01/01/2023 - 31/12/2023	NP	20/05/2024	3.14	1.6%	0.5
AKR	09/05/2024	0.065	Baht	01/01/2023 - 31/12/2023	NP	24/05/2024	0.97	6.7%	0.8
ALLA	09/05/2024	0.12	Baht	01/01/2023 - 31/12/2023	NP	24/05/2024	1.88	6.4%	0.5
AMATA	09/05/2024	0.4	Baht	01/01/2023 - 31/12/2023	NP	24/05/2024	23.70	1.7%	1
AWC	09/05/2024	0.05	Baht	01/01/2023 - 31/12/2023	Both	24/05/2024	3.96	1.3%	1
CCP	09/05/2024	0.01	Baht	-	RE	29/05/2024	0.36	2.8%	0.25
FVC	09/05/2024	0.01	Baht	01/01/2023 - 31/12/2023	NP	30/05/2024	0.82	1.2%	0.5
GTB	09/05/2024	0.04	Baht	01/01/2023 - 31/12/2023	NP	29/05/2024	0.72	5.6%	0.25
HPT	09/05/2024	0.016	Baht	01/01/2023 - 31/12/2023	Both	23/05/2024	0.62	2.6%	0.25
KUMWEL	09/05/2024	0.05	Baht	01/01/2023 - 31/12/2023	NP	24/05/2024	1.77	2.8%	0.5
M	09/05/2024	1	Baht	01/01/2023 - 31/12/2023	NP	24/05/2024	35.50	2.8%	1
PG	09/05/2024	0.2	Baht	01/01/2023 - 31/12/2023	NP	21/05/2024	9.20	2.2%	1
SENX	09/05/2024	0.00829	Baht	01/01/2023 - 31/12/2023	NP	21/05/2024	0.52	1.6%	0.5
SJWD	09/05/2024	0.25	Baht	01/01/2023 - 31/12/2023	NP	27/05/2024	15.90	1.6%	0.5
SK	09/05/2024	0.05	Baht	01/01/2023 - 31/12/2023	NP	24/05/2024	0.80	6.3%	0.5
SMIT	09/05/2024	0.14	Baht	01/07/2023 - 31/12/2023	NP	24/05/2024	4.48	3.1%	1
SSSC	09/05/2024	0.222	Baht	01/01/2023 - 31/12/2023	NP	24/05/2024	3.06	7.3%	1
TBN	09/05/2024	0.14	Baht	01/07/2023 - 31/12/2023	NP	20/05/2024	11.80	1.2%	0.5
TOPP	09/05/2024	6.68	Baht	01/01/2023 - 31/12/2023	NP	29/05/2024	166.00	4.0%	10
TPAC	09/05/2024	0.45	Baht	01/01/2023 - 31/12/2023	NP	24/05/2024	15.50	2.9%	1
WHA	09/05/2024	0.117	Baht	01/01/2023 - 31/12/2023	NP	24/05/2024	4.82	2.4%	0.1
CHARAN	10/05/2024	1.25	Baht	01/01/2023 - 31/12/2023	NP	23/05/2024	23.80	5.3%	10
GABLE	10/05/2024	0.289	Baht	01/01/2023 - 31/12/2023	Both	28/05/2024	4.64	6.2%	1
ILM	10/05/2024	0.75	Baht	01/01/2023 - 31/12/2023	NP	23/05/2024	21.70	3.5%	5
KAMART	10/05/2024	0.112	Baht	01/01/2023 - 31/12/2023	Both	24/05/2024	14.30	0.8%	0.6
KAMART	10/05/2024	5 : 1 Share	-	01/01/2023 - 31/12/2023	Both	24/05/2024	14.30	-	0.6
NEW	10/05/2024	2.3	Baht	01/01/2023 - 31/12/2023	NP	24/05/2024	107.00	2.1%	10
SENA	10/05/2024	0.234214	Baht	01/01/2023 - 31/12/2023	NP	24/05/2024	2.82	8.3%	1
SIAM	10/05/2024	0.01	Baht	01/01/2023 - 31/12/2023	NP	27/05/2024	1.26	0.8%	1
UMI	10/05/2024	0.03	Baht	01/01/2023 - 31/12/2023	Both	28/05/2024	1.01	3.0%	1
PB	13/05/2024	1.14	Baht	-	RE	21/05/2024	67.50	1.7%	1
SMT	14/05/2024	0.07	Baht	-	RE	21/05/2024	3.02	2.3%	1
MSFT80X	15/05/2024	0.00997	Baht	-	-	11/04/2024	-	-	-
SBUX80X	16/05/2024	-	Baht	-	-	28/06/2024	-	-	-
TENCENT80	17/05/2024	-	Baht	-	-	26/06/2024	-	-	-

Source: SET

## Exhibit 20: New securities

Derivative Warrants	Trade Date	Underlying	Issuer	DW Type	Market	Maturity Date	Exercise Price (Baht)
AIA28C2408A	25/3/2024	AIA	MACQ	Call	SET	4/9/2024	66
AWC01C2408A	25/3/2024	AWC	BLS	Call	SET	14/8/2024	4.58
AWC41C2408A	25/3/2024	AWC	JPM	Call	SET	7/8/2024	4.8
BCP01C2408A	25/3/2024	BCP	BLS	Call	SET	14/8/2024	58
BYDCOM28C2408A	25/3/2024	BYDCOM	MACQ	Call	SET	4/9/2024	260
CK19C2408A	25/3/2024	CK	YUANTA	Call	SET	8/8/2024	30.75
COM701C2408A	25/3/2024	COM7	BLS	Call	SET	14/8/2024	24.8
COM701P2408X	25/3/2024	COM7	BLS	Put	SET	14/8/2024	12.8
GEELY28C2408A	25/3/2024	GEELY	MACQ	Call	SET	4/9/2024	11
HANA41C2408A	25/3/2024	HANA	JPM	Call	SET	7/8/2024	49
HMPRO41C2408A	25/3/2024	HMPRO	JPM	Call	SET	7/8/2024	13.2
HSI28C2407A	25/3/2024	HSI	MACQ	Call	SET	3/8/2024	20,400.00
HSI28P2407A	25/3/2024	HSI	MACQ	Put	SET	3/8/2024	14,400.00
IVL13P2408A	25/3/2024	IVL	KGI	Put	SET	10/8/2024	18
JMT41C2408A	25/3/2024	JMT	JPM	Call	SET	7/8/2024	29.5
KBANK41C2408A	25/3/2024	KBANK	JPM	Call	SET	7/8/2024	150
SCB01C2408A	25/3/2024	SCB	BLS	Call	SET	14/8/2024	123
SCC01C2408A	25/3/2024	SCC	BLS	Call	SET	14/8/2024	279
SCC13C2408A	25/3/2024	SCC	KGI	Call	SET	10/8/2024	320
SCC13P2408A	25/3/2024	SCC	KGI	Put	SET	10/8/2024	180
SET5028C2409B	25/3/2024	SET50	MACQ	Call	SET	3/10/2024	990
SET5028P2409B	25/3/2024	SET50	MACQ	Put	SET	3/10/2024	700
STA01P2408X	25/3/2024	STA	BLS	Put	SET	14/8/2024	12.9
STGT01P2408X	25/3/2024	STGT	BLS	Put	SET	14/8/2024	5.95
STGT19C2408A	25/3/2024	STGT	YUANTA	Call	SET	8/8/2024	12.5
TOP01C2408A	25/3/2024	TOP	BLS	Call	SET	14/8/2024	80.5
WHA01C2408A	25/3/2024	WHA	BLS	Call	SET	14/8/2024	5.6

Source: SET