

22 MARCH 2024

SPOTLIGHT ON THAILAND

Published Reports

- COM7 (COM7 TB) - Targetting a 10% growth but lacking short-term catalysts; Maintain BUY TP THB22.50
- KIATNAKIN PHATRA BANK (KKP TB) - Recovery signs in 1Q24E profit; Maintain HOLD TP THB50.60

Economics

- Retail investors snap up government savings bonds
- Hungary keen to develop bilateral trade ties
- EconThai sees tricky H2 for businesses
- Domestic gold hits new record high of B37,600
- JCB expects spending via its cards to grow 20% this year

Corporate News

- SPCG presses ahead with delayed solar farm in EEC
- Listed companies' 2023 dividends tally 593bn
- Developers project 10% residential gain

Indices	Index as of 21-Mar-24	Change -1D (%)	Change YTD (%)	Net Foreign YTD (USD m)
Thailand SET	1,388	1.1	(2.0)	(1,913)
China SHCOMP	3,077	(0.1)	3.4	
Hong Kong HSI	16,863	1.9	(1.1)	
India SENSEX	72,641	0.7	0.6	1,595
Indonesia JCI	7,338	0.1	0.9	1,787
Korea KOSPI	2,755	2.4	3.8	10,190
MY FBMKLCI	1,541	0.4	6.0	
PH PCOMP	6,963	1.6	8.0	215
SG FSSTI	3,220	0.0	(0.6)	
Taiwan TWSE	20,199	2.1	12.7	6,444
VN VNINDEX	1,276	1.3	13.0	(199)
MSCI Emerging	1,048	1.6	2.4	
Nikkei 225	40,816	2.0	22.0	
FTSE 100	7,883	1.9	1.9	
CAC 40	8,180	0.2	8.4	
DAX	18,179	0.9	8.5	
Dow Jones	39,781	0.7	5.6	
Nasdaq	16,402	0.2	9.3	
S&P 500	5,242	0.3	9.9	
Brent	85.78	(0.2)	11.3	
Dubai	85.61	(0.9)	11.9	
WTI	81.07	(0.2)	12.9	
GOLD	2,181.33	0.0	5.7	
Trade data	Buy	Sell	Net	Share (%)
(THB m)	(THB m)	(THB m)	(THB m)	(THB m)
Foreign	23,410	21,372	2,038	51
Retail	13,910	15,632	(1,722)	34
Prop Trade	3,232	3,127	106	7
Local Institution	3,043	3,465	(422)	7
Total Trade	43,596	43,596	0	100
Rates	Last close	1M ago	End last yr	1yr ago
	21/03/2024	22/02/2024	29/12/2023	22/03/2023
THB/USD	36.05	35.84	34.14	34.43
Inflation *	(0.77)	(1.11)	(0.83)	3.79
MLR **	7.12	7.12	7.12	6.43
1Y Fixed *	1.65	1.65	1.65	1.14
Govt bond 10Y	2.54	2.52	2.68	2.39
Commodity	Last close	1M ago	End last yr	1yr ago
(USD/bbl)	21/03/2024	21/02/2024	29/12/2023	21/03/2023
Brent	85.78	83.03	77.04	75.32
Dubai	85.61	81.58	76.51	73.16
WTI	81.07	78.61	71.65	70.90
Gold	2,181	2,024	2,063	1,970
Baltic Dry	2,284	1,752	2,094	1,456
(USD/ton)	15-Mar-24	08-Mar-24	25-Dec-20	17-Mar-23
Coal	133.58	138.06	84.45	179.87
% change	(3.2)	10.2	58.2	(25.7)

* chg y-y% last at end of most recent month end; ** Avg of 4 major banks;

Sources: Bloomberg, except coal from BANPU

FSSIA Thailand Research

Jitra Amornthum, Head of Research
 Songklod Wongchai, Strategy | +66 2646 9970 | songklod.won@fssia.com
 Veeravat Virochpoka, Strategy | +66 2646 9965 | veeravat.v@fssia.com
 Usanee Liuruti, Banks & Finance | +66 2646 9967 | usanee.l@fssia.com
 Sureeporn Teewasuwet, Foods & Beverage | +66 2646 9972 | sureeporn.t@fssia.com
 Thanyatorn Songwutti, Property | +66 2646 9963 | thanyatorn.s@fssia.com
 Teerapol Udomvej, Healthcare, Tourism & Aviation | +66 2646 9969 | teerapol.u@fssia.com
 Thada Jiracharoenyong, RA | +66 2646 9964 | thada.j@fssia.com
 Maeta Cherdasatirakul, RA | +66 2646 9971 | maeta.c@fssia.com
 Manida Sithiseree | +66 2611 3590/91 | manida.s@fnsyus.com
 Chaiyon Rerkkriengkrai | +66 2611 3592/93 | chaiyon.r@fnsyus.com
 Napaporn Klongvanitchakij | +66 2611 3582/83 | napaporn.k@fnsyus.com
 Rattana Detphattharakoson | +66 2611 3580/71 | rattana.d@fnsyus.com
 Siriluk Kiatkosolkul | +66 2611 3584/85 | siriluk.k@fnsyus.com

Thailand Equity Sales:

Thailand Equity Trading:

THIS UNEDITED REPORT IS PREPARED UNDER TIME CONSTRAINT BY FSS INTERNATIONAL INVESTMENT ADVISORY SECURITIES CO., LTD. (FSSIA). ALL VIEWS EXPRESSED IN THIS REPORT ACCURATELY REFLECT THE PERSONAL VIEW OF THE ANALYST(S) WITH REGARD TO ANY AND ALL OF THE SUBJECT SECURITIES, COMPANIES OR ISSUERS MENTIONED IN THIS REPORT; AND (II) NO PART OF THE COMPENSATION OF THE ANALYST(S) WAS, IS, OR WILL BE, DIRECTLY OR INDIRECTLY, RELATED TO THE SPECIFIC RECOMMENDATIONS OR VIEWS EXPRESSED HEREIN. The information herein has been obtained from sources believed to be reliable and accurate; however FSSIA makes no representation as to the accuracy and completeness of such information. Information and opinions expressed herein are subject to change without notice. FSSIA has no intention to solicit investors to buy or sell any security in this report.

Published Reports

COM7 (COM7 TB) - Targetting a 10% growth but lacking short-term catalysts; Maintain BUY TP THB22.50

A 10% revenue growth target for 2024

Management guided a 10% revenue growth target for 2024, close to our estimate, with an expansion plan of 150 branches this year, including all store formats, such as BaNANA, Studio7, BeBePhone, Dr.PHARMA, PetPaw, etc. Generally, they have a payback period of 2-3 years. Although it may be longer for BaNANA's standalone due to higher investment and lower traffic than shopping malls, their mid-to-long-term growth is 3x higher. Hence, COM7 remains confident in standalones' potential.

2023 problems begin to ease, and 2024 should be better

2023 was the first year that COM7 posted a lower net profit. However, we believe the performance will improve in 2024 due to a recovery in purchasing power. Also, the GPM was lower in 4Q23 due only to its aggressive promotion and should increase in 2024, supported by house brands and BeBePhone, a less aggressive promotion than 4Q23, and lower improvement expenses after COM7 has completed the renovation of over 80% of its branches. Although interest expenses may increase, COM7 is trying to control its inventory to reduce borrowings.

Cut 2024-26E net profit by 11-14%

We have slashed our 2024-26E net profit by 14%, 13%, and 11%, respectively, to factor in a lower-than-expected growth outlook. After the cut, our forecast still implies a three-year average growth of 7% CAGR. However, we have yet to include EV AION (in which COM7 holds a 40% stake through Gold Integrate). Assuming sales of 5,000 units, an average selling price of THB950,000, and a net profit margin of 3% (vs 1% of MGC), it will provide a 2% upside to our estimate.

Slash our TP to THB22.50 but retain our BUY rating

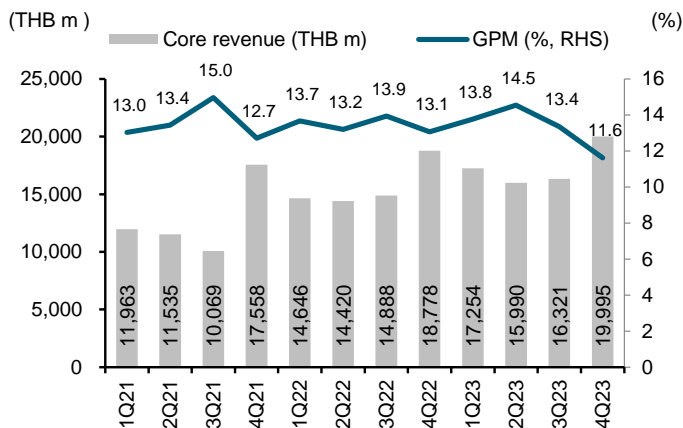
Similarly, we have cut our TP to THB22.50. It assumes a lower P/E target of 18.1x (from 20.6x), its five-year historical average due to a lower growth outlook. However, we reaffirm our BUY call, believing that the share price loss of 24% YTD has factored in its poor performance. Currently, it trades on a 2024E P/E of 14.5x.

Exhibit 1: 4Q23 results summary and 2024 forecast

Year to Dec 31	4Q22	1Q23	2Q23	3Q23	4Q23	----- Change -----		2023	2024E	Change
	(THB m)	(THB m)	(THB m)	(THB m)	(THB m)	(q-q%)	(y-y%)	(THB m)	(THB m)	(y-y%)
Revenue	18,778	17,254	15,990	16,321	19,995	23	6	69,559	75,680	9
COGS	(16,325)	(14,878)	(13,665)	(14,141)	(17,670)	25	8	(60,354)	(65,615)	9
Gross profit	2,454	2,376	2,325	2,180	2,325	7	(5)	9,205	10,065	9
Operating costs	(1,195)	(1,284)	(1,378)	(1,343)	(1,478)	10	24	(5,484)	(6,042)	10
Operating profit	1,259	1,091	947	837	846	1	(33)	3,721	4,023	8
Other income	45	9	46	8	19	141	(58)	82	89	9
Other gains (losses)	(2)	(34)	(75)	(42)	34	(182)	(1,628)	(43)	0	(100)
FX Gain (Loss)	(109)	0	0	0	0	n/a	(100)	0	0	n/a
Interest expense	(36)	(39)	(53)	(70)	(70)	1	96	(232)	(257)	11
Profit before tax	1,157	1,028	864	734	829	13	(28)	3,454	3,740	8
Tax	(248)	(184)	(149)	(109)	(145)	33	(41)	(588)	(748)	27
Associates	20	45	7	6	9	49	(56)	67	73	9
Minority interests	(19)	(15)	(18)	(19)	(25)	31	29	(77)	(77)	0
Non recurring items	0	0	0	0	0	n/a	n/a	0	0	n/a
Reported net profit	910	874	704	611	668	9	(27)	2,857	2,988	5
Recurring net profit	910	874	704	611	668	9	(27)	2,857	2,988	5
EPS (THB)	0.38	0.36	0.29	0.25	0.28	9	(27)	1.19	1.25	5
Recurring EPS (THB)	0.38	0.36	0.29	0.25	0.28	9	(27)	1.19	1.25	5
Key Ratios (%)	(%)	(%)	(%)	(%)	(%)	(ppt)	(ppt)	(%)	(%)	(ppt)
Gross margin	13.1	13.8	14.5	13.4	11.6	(1.7)	(1.4)	13.2	13.3	0.1
Operating margin	6.7	6.2	5.7	4.9	4.5	(0.4)	(2.2)	5.3	5.3	(0.0)
Recurring net margin	4.8	5.1	4.4	3.7	3.3	(0.4)	(1.5)	4.1	3.9	(0.2)
SG&A / Sales	6.4	7.4	8.6	8.2	7.4	(0.8)	1.0	7.9	8.0	0.1

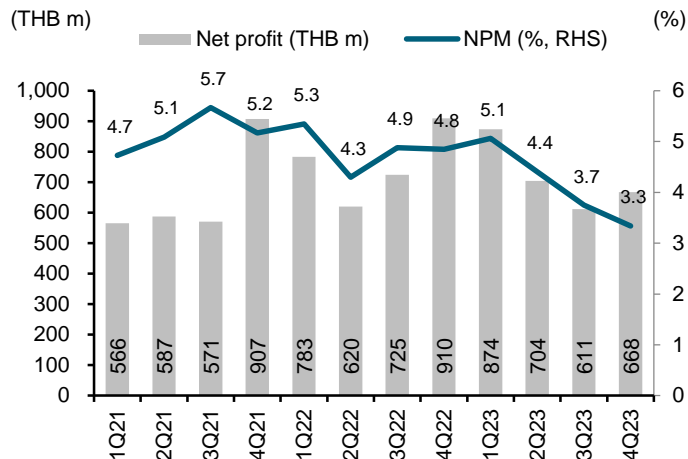
Sources: COM7, FSSIA estimates

Exhibit 2: GPM is affected by promotional activities



Sources: COM7, FSSIA estimates

Exhibit 3: Quarterly net profit



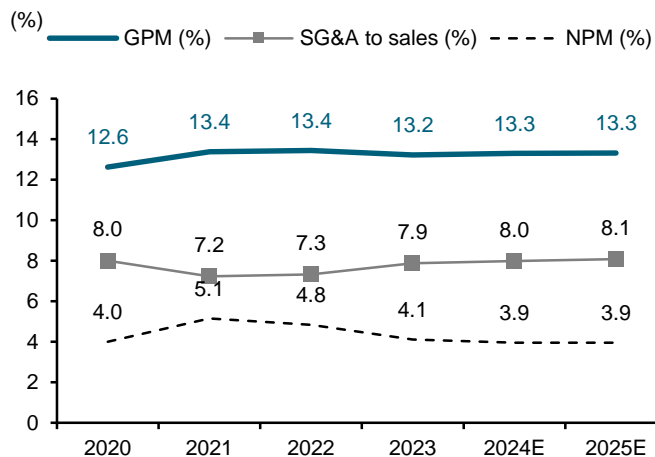
Sources: COM7, FSSIA estimates

Exhibit 4: Revised down due to slowing growth trend

	Actual	Current			Previous			Change		
	2023A	2024E	2025E	2026E	2024E	2025E	2026E	2024E	2025E	2026E
Revenues (THB m)	69,559	75,680	82,236	89,256	80,111	90,436	102,258	(5.5)	(9.1)	(12.7)
Sales growth (%)	10.9	8.8	8.7	8.5	12.7	12.9	13.1	(3.9)	(4.2)	(4.5)
Gross margin (%)	13.2	13.3	13.3	13.3	13.7	13.7	13.7	(0.4)	(0.4)	(0.4)
No. of new stores	194	100	100	100	100	100	100	0	0	0
SG&A to sales (%)	7.9	8.0	8.1	8.2	8.3	8.6	8.9	(0.3)	(0.5)	(0.7)
Net profit (THB m)	2,857	2,988	3,246	3,501	3,475	3,745	3,915	(14.0)	(13.3)	(10.6)

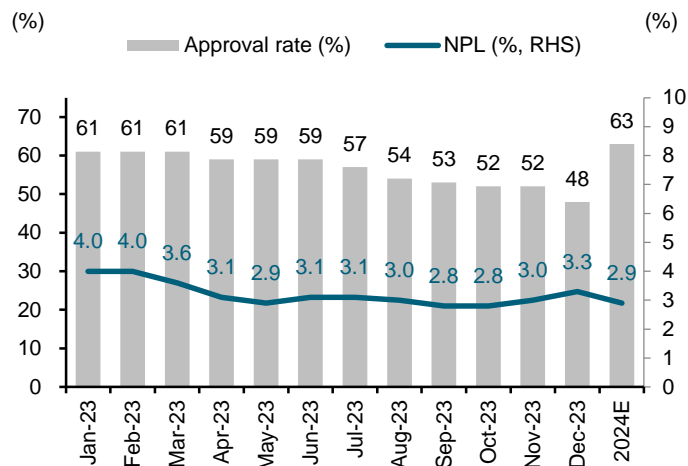
Sources: COM7, FSSIA estimates

Exhibit 5: Profitability



Sources: COM7, FSSIA estimates

Exhibit 6: 2024E UFund's NPL should decrease



Sources: COM7, FSSIA estimates

KIATNAKIN PHATRA BANK (KKP TB) - Recovery signs in 1Q24E profit; Maintain HOLD TP THB50.60

Lower credit costs and higher non-NII to push 1Q24 net profit

We project KKP's 1Q24 net profit to amount to THB824m, rising by 22.9% q-q but dropping by 60.5% y-y, and accounting for 14% of our full-year forecast. Despite the expectation of a stable q-q loss on sales of repossessed cars, we estimate a continual decrease in ECL expenses, resulting in credit costs (including losses on sales of repossessed cars) declining to 270bp from 284bp in 4Q23. For non-NII, we forecast a surge of 12.0% q-q, due mainly to higher seasonal dividend income. Moreover, we anticipate the 1Q24 operating expenses to contract post seasonal effect in 4Q23, leading the cost-to-income ratio to finish at 65.1% from 65.9% in 4Q23. However, we expect a decrease in NII of 3.8% q-q (increasing 2.5% y-y) due to sluggish loan growth and a lower NIM, resulting in 1Q24 PPOP increasing slightly by 1.6% q-q (but decreasing 34.9% y-y). Hire-purchase loans (47% of total) are a considerable drag under its prudent credit policy.

Continued improvement in asset quality

We view KKP's asset quality as less of a concern than in 2023, given that there is no significant migration from stage 2 loans, which showed a rising trend during 4Q23. We expect the 1Q24 NPL ratio to continue decreasing to 3.25% from 3.31% in 4Q23, while the coverage ratio should increase to 159% from 156% in 4Q23. Excluding the loss on sales of repossessed cars, we estimate that credit costs should continue to reduce to 125bp from 143bp in 4Q23. However, we still have concerns about its rising stage 2 loans, which grew significantly by 5.6% q-q and 19.8% y-y in 4Q23.

Retain our profit growth forecast to reflect cautious 2024 outlook

We maintain our 2024-26 earnings forecast, growing by 6-7% p.a. We have factored KKP's 2024 guidance into this cautious outlook, which includes prolonged asset quality management and unfavorable market conditions. However, we expect KKP's 2024 profit to improve gradually in an upward trend.

Maintain HOLD for an attractive dividend yield of c6-7% p.a.

We reiterate our HOLD call for KKP. Our 2024 GGM-based TP is THB50.60, implying a P/BV of 0.67x (LT-ROE of 9.4% and COE of 13.1%). Despite the lack of upside at the current share price, we expect an attractive dividend yield at c6-7% p.a.

Exhibit 7: KKP – C.B. 1.1 as of February 2024

(KKP)	Feb-23	Mar-23	Apr-23	May-23	Jun-23	Jul-23	Aug-23	Sep-23	Oct-23	Nov-23	Dec-23	Jan-24	Feb-24
Growth (m-m %)													
Loan	1.26	0.18	1.60	0.40	0.82	(0.87)	0.64	0.59	(0.54)	0.76	(0.82)	0.17	(0.02)
Deposit	0.77	(0.55)	0.74	(2.42)	(1.58)	1.68	2.07	1.01	0.34	1.61	0.56	0.72	(2.70)
Deposit + Borrowing	(0.06)	(1.11)	1.76	(2.53)	(0.07)	0.89	1.24	0.34	0.89	1.57	0.20	0.16	(2.56)
Growth (y-y %)													
Loan	21.63	17.43	18.06	16.44	17.28	15.13	11.87	9.90	8.01	7.62	5.45	4.22	2.91
Deposit	19.45	15.23	12.84	7.01	4.04	5.59	2.78	4.02	0.83	8.41	8.32	4.95	1.33
Deposit + Borrowing	23.20	17.93	17.08	10.65	8.47	9.55	6.21	7.32	4.85	9.69	8.88	3.24	0.66
Growth (YTD %)													
Loan	2.63	2.81	4.45	4.86	5.72	4.80	5.47	6.10	5.52	6.33	5.45	0.17	0.15
Deposit	4.75	4.17	4.93	2.39	0.77	2.46	4.59	5.65	6.01	7.71	8.32	0.72	(2.01)
Deposit + Borrowing	5.56	4.39	6.22	3.54	3.47	4.39	5.69	6.04	6.98	8.66	8.88	0.16	(2.41)
LDR (%)	108.22	109.02	109.95	113.13	115.89	112.98	111.39	110.92	109.95	109.04	107.54	106.95	109.90

Sources: KKP; FSSIA's compilation

Exhibit 8: KKP – 1Q24 earnings preview

Year-end Dec 31	1Q23	2Q23	3Q23	4Q23	1Q24E	---- Change ----		2023	2024E	Change
	(THB m)	(THB m)	(THB m)	(THB m)	(THB m)	(q-q%)	(y-y%)	(THB m)	(THB m)	(y-y %)
Net interest income	5,223	5,521	5,988	5,562	5,352	(3.8)	2.5	22,294	22,735	2.0
Non-interest income	1,718	1,902	1,456	1,393	1,561	12.0	(9.2)	6,469	6,472	0.0
Fee income - net	1,343	1,464	1,337	1,333	1,321	(0.9)	(1.7)	5,476	5,449	(0.5)
Total operating income	6,941	7,423	7,444	6,955	6,913	(0.6)	(0.4)	28,763	29,207	1.5
Total operating expenses	3,239	3,791	4,281	4,584	4,503	(1.8)	39.0	15,894	16,266	2.3
PPOP before tax	3,702	3,632	3,163	2,371	2,409	1.6	(34.9)	12,869	12,940	0.6
Expected credit loss	1,097	1,878	1,678	1,429	1,250	(12.5)	14.0	6,082	5,670	(6.8)
Income tax	517	342	201	270	333	23.1	(35.7)	1,331	1,454	9.3
Non-controlling interest	3	3	4	2	3	28.3	(9.3)	13	18	43.5
Normalised profit	2,085	1,408	1,281	670	824	22.9	(60.5)	5,443	5,798	6.5
Net profit	2,085	1,408	1,281	670	824	22.9	(60.5)	5,443	5,798	6.5
EPS (THB)	2.46	1.66	1.51	0.79	0.97	22.9	(60.5)	6.43	6.85	6.5
Key ratios	1Q23	2Q23	3Q23	4Q23	1Q24E	---- Change ----		2023	2024E	
Asset quality ratio	(%)	(%)	(%)	(%)	(%)	(q-q%)	(y-y%)	(%)	(%)	
Gross NPLs (THB m)	13,660	14,928	14,764	13,220	13,000	(1.1)	24.9	13,220	13,564	
Change (% from prior period)	4.8	9.3	(1.1)	(10.5)	(1.7)			1.4	2.6	
NPL ratio (%) - reported	3.30	3.60	3.50	3.20				3.20		
NPL ratio (%)	3.56	3.74	3.69	3.31	3.25			3.31	3.30	
Coverage ratio (%) - reported	152	143	145	165				165		
Coverage ratio (%)	143	136	139	156	159			156	161	
Credit cost (bp) - incl loss from repossessed car	233	292	304	284	270			282	260	
Profitability ratio	(%)	(%)	(%)	(%)	(%)			(%)	(%)	
Cost to income ratio	46.7	51.1	57.5	65.9	65.1			55.3	55.7	
Average yield (%)	5.84	6.14	6.58	6.32	6.35			6.22	6.32	
Cost of funds (%)	1.68	1.82	2.00	2.21	2.35			1.95	2.25	
Loan spread	5.67	5.72	5.45	5.54	5.43			5.69	5.61	
NIM (%)	4.36	4.53	4.81	4.36	4.26			4.52	4.35	
Non-int inc/total income (%)	24.7	25.6	19.6	20.0	22.6			22.5	22.2	
Loan growth	(%)	(%)	(%)	(%)	(%)			(%)	(%)	
q-q	1.7	3.9	0.3	(0.3)	0.3					
y-y	17.4	18.6	11.3	5.7	4.2			5.7	3.0	
Year-to-date	1.7	5.7	6.1	5.7	0.3					
KKP - Loss (gain) from repossessed cars	1,120	978	1,364	1,409	1,450			4,871	4,871	
Credit cost (bp) excl. loss from repossessed cars	115	192	168	143	125			157	140	

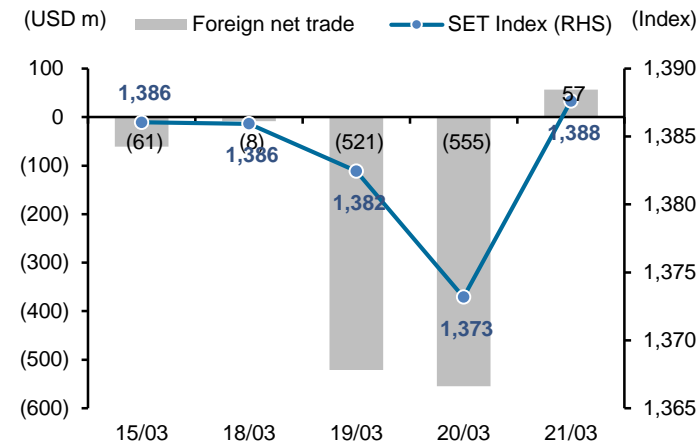
Sources: KKP; FSSIA estimates

Economic news

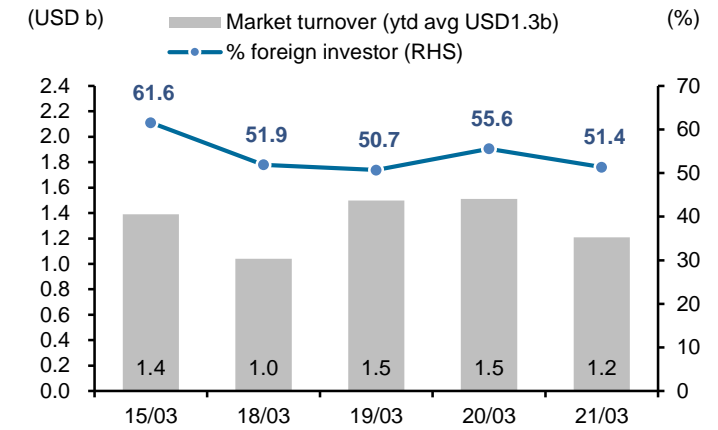
- [Retail investors snap up government savings bonds](#) BANGKOK POST: Government savings bonds drew overwhelming interest from retail investors this month as interest rates are expected to decline. According to Jindarat Viriyataveekul, public debt advisor for the Public Debt Management Office (PDMO), government savings bonds issued in March worth 40 billion baht have been fully subscribed, with individual investors avid buyers, surpassing past issuances.
- [Hungary keen to develop bilateral trade ties](#) BANGKOK POST: Hungary is looking forward to developing deeper bilateral ties with Thailand in terms of trade, investment and tourism, partly to support the Central European nation's goal of 4% economic growth this year, says Minister of Foreign Affairs and Trade Péter Szijjártó. Last year, trade between the two countries reached a record of more than US\$730 million, with Thailand making some very important investments in Hungary in the food and hospitality sectors, Mr Szijjártó said during his visit to Bangkok.
- [EconThai sees tricky H2 for businesses](#) BANGKOK POST: Businesses are likely to find it difficult to get through the second half of this year, as people's purchasing power remains weak amid a high level of household debt, says the Employers' Confederation of Thai Trade and Industry (EconThai). Though the Joint Standing Committee on Commerce, Industry and Banking has projected the Thai economy to improve in this year's second quarter due to state budget spending and a reduction in tension in the Red Sea region, Tanit Sorat, vice-chairman of EconThai, is not confident this will pave the way for a better economic outlook during the last six months of 2024.
- [Domestic gold hits new record high of B37,600](#) BANGKOK POST: Domestic gold prices rose 750 baht to a new record high of 37,600 baht per baht-weight yesterday, as global prices jumped above US\$2,200 an ounce for the first time, with traders expecting the metal to reach \$2,300 in two months. Spot gold was up 0.11% at \$2,205.99 per ounce yesterday afternoon after hitting an all-time high of \$2,222.39 in early trading as the Federal Reserve maintained its outlook for three interest rate cuts this year, suggesting it isn't alarmed by a recent uptick in inflation.
- [JCB expects spending via its cards to grow 20% this year](#) BANGKOK POST: JCB International Thailand, a Japan-based credit card firm, wants to broaden its reach among affluent cardholders in the Thai market to enhance its growth this year. The company anticipates a spending surge through JCB-embedded credit cards in Thailand of at least 20% compared to the previous year.

Corporate news

- [SPCG presses ahead with delayed solar farm in EEC](#) BANGKOK POST: SET-listed SPCG, a pioneer in solar farm development, anticipates the smooth development of its much-delayed solar farm project in the Eastern Economic Corridor (EEC), as the construction cost is likely to decrease by 25%. The company adjusted its cost estimate, including the prices of equipment used for solar panel installation, believing the cost should drop from 20 billion baht to 15 billion baht, said Pipat Viriyatranon, vice-president for finance.
- [Listed companies' 2023 dividends tally 593bn](#) BANGKOK POST: More than 580 listed Thai companies on the Stock Exchange of Thailand (SET) paid combined dividends worth 593 billion baht last year, down from 611 billion in 2022, mainly attributed to lower profits. In 2023, 823 listed Thai companies reported a total net profit of 947 billion baht, a decrease of 2.6% from the previous year, according to a release from the SET.
- [Developers project 10% residential gain](#) BANGKOK POST: The residential market this year is expected to grow by 10%, even though eased loan-to-value (LTV) limits were not approved and interest rates might not decrease soon, according to property developers. Peerapong Jaroon-ek, president of the Thai Condominium Association, said a key driver would be economic growth, forecast at 3% or more, driven by the tourism demand.

Exhibit 9: Foreign fund flow and SET Index

Source: Bloomberg

Exhibit 10: Foreign participation

Source: Bloomberg

Exhibit 11: Index performance

	SET Index		Index performance (% change)								
	Index	(%chg)	Energy	Bank	Comu	Commerce	Food	Property	Construct	Transport	Petrochem
% of SET Index			21%	11%	9%	10%	5%	6%	3%	8%	2%
Current	1,387.62	1.1	0.9	0.2	1.7	(0.2)	0.9	0.9	0.5	0.4	1.4
-5D	1,394.93	(0.5)	(0.4)	(0.1)	(0.4)	(2.6)	(0.1)	(0.6)	(2.7)	(1.0)	(2.6)
-1M	1,402.47	(1.1)	(2.4)	(0.5)	2.4	(2.8)	(1.4)	(1.8)	(4.0)	1.7	0.7
-3M	1,405.09	(1.2)	(0.8)	(0.7)	4.4	0.2	(3.0)	(1.7)	(8.3)	5.7	(2.5)
-6M	1,522.59	(8.9)	(4.1)	(4.7)	(6.1)	(10.6)	(8.2)	(7.1)	(12.7)	(7.3)	(1.3)
-1Y	1,585.08	(12.5)	(9.2)	0.5	(7.8)	(17.2)	(13.0)	(12.7)	(19.9)	(9.6)	(21.6)
WTD	1,386.04	0.1	(0.3)	0.5	1.2	(1.6)	0.1	0.3	(3.0)	(1.0)	(1.7)
MTD	1,370.67	1.2	1.9	0.3	4.1	(1.9)	(1.3)	(0.4)	(1.7)	2.9	3.6
QTD	1,415.85	(2.0)	(1.2)	(3.0)	3.7	(0.5)	(4.8)	(3.6)	(10.4)	5.6	(2.5)
End of last year	1,415.85	(2.0)	(1.2)	(3.0)	3.7	(0.5)	(4.8)	(3.6)	(10.4)	5.6	(2.5)

Source: Bloomberg

Exhibit 12: Trade by investor types

	SET Index		Exchange rate (USD:THB)	SET Index		Equity trading / Net position				Bond Net foreign (USD m)
	Index	Change (y-y%)		Average daily turnover (THB m)	Average daily turnover (USD m)	Foreign (USD m)	Retail (USD m)	PropTrade (USD m)	Local Inst (USD m)	
2019	1,579.84	1.0	31.06	52,468	1,689	(1,496)	(662)	477	1,681	(502)
2020	1,449.35	(8.3)	31.29	67,335	2,152	(8,287)	6,873	459	953	(1,005)
2021	1,657.62	14.4	32.00	88,443	2,764	(1,632)	3,630	435	(2,330)	6,550
2022	1,668.66	15.1	34.78	53,589	1,541	5,362	(656)	56	(4,758)	4,111
2023	1,415.85	(15.2)	34.81	51,072	1,467	(5,507)	3,348	(146)	2,305	318
2024YTD	1,387.62	(2.0)	35.58	44,657	1,255	(5,507)	3,348	(146)	2,305	319
1Q23	1,609.17	(5.1)	33.92	63,300	1,866	(1,646)	1,594	(83)	136	612
2Q23	1,503.10	(4.2)	34.48	47,432	1,376	(1,461)	593	(120)	987	(178)
3Q23	1,471.43	(7.4)	35.17	49,809	1,416	(1,420)	825	261	333	(716)
4Q23	1,415.85	(15.2)	35.64	42,734	1,199	(981)	336	(204)	849	601
1Q24	1,387.62	(13.8)	35.61	50,122	1,408	(2,164)	2,091	(69)	(109)	(1,165)
Jul-23	1,556.06	(1.3)	34.61	44,682	1,291	(361)	100	81	181	958
Aug-23	1,565.94	(4.5)	35.04	56,846	1,622	(443)	48	114	280	(1,057)
Sep-23	1,471.43	(7.4)	35.85	47,900	1,336	(616)	677	66	(128)	(618)
Oct-23	1,381.83	(14.1)	36.51	45,582	1,249	(431)	254	(134)	312	458
Nov-23	1,380.18	(15.6)	35.47	44,524	1,255	(548)	300	10	238	474
Dec-23	1,415.85	(15.2)	34.95	38,095	1,090	(2)	(218)	(80)	299	(331)
Jan-24	1,364.52	(18.4)	35.20	62,067	1,763	(562)	888	25	(42)	(112)
Feb-24	1,387.62	(14.5)	35.85	44,920	1,253	(1,105)	157	(62)	(178)	(429)
Mar-24	1,387.62	(13.8)	35.78	43,380	1,213	(498)	1,045	(33)	111	(625)
2024YTD	1,387.62	(2.0)	35.58	44,657	1,255	(6,202)	2,091	(69)	(109)	(1,165)
15/3/2024	1,386.04		35.78	49,752	1,391	(61)	51	12	(3)	(104)
18/3/2024	1,385.94		35.98	37,383	1,039	(8)	(14)	2	21	(167)
19/3/2024	1,382.46		36.09	54,060	1,498	(521)	497	1	23	(114)
20/3/2024	1,373.18		36.17	54,648	1,511	(555)	536	12	7	(99)
21/3/2024	1,387.62		36.05	43,596	1,209	57	(48)	3	(12)	

Source: Bloomberg

Exhibit 13: Upcoming events

Date Time	Event		Survey	Actual	Prior	Revised
03/20/2024 03:24	Car Sales	Feb	--	--	54814	54587
03/22/2024 03:30	Gross International Reserves	Mar-15	--	--	\$225.4b	--
03/22/2024 03:30	Forward Contracts	Mar-15	--	--	\$29.4b	--
03/24/2024 03:29	Customs Imports YoY	Feb	3.80%	--	2.60%	--
03/24/2024 03:29	Customs Exports YoY	Feb	4.00%	--	10.00%	--
03/24/2024 03:29	Customs Trade Balance	Feb	-\$573m	--	-\$2800m	-\$2758m
03/25/2024 03:30	Mfg Production Index ISIC NSA YoY	Feb	-2.95%	--	-2.94%	--
03/25/2024 03:30	Capacity Utilization ISIC	Feb	--	--	59.43	--
03/29/2024 03:00	BoP Current Account Balance	Feb	--	--	-\$200m	-\$191m
03/29/2024 03:30	BoP Overall Balance	Feb	--	--	\$842m	--
03/29/2024 03:30	Exports	Feb	--	--	\$22012m	--
03/29/2024 03:30	Imports	Feb	--	--	\$23112m	--
03/29/2024 03:30	Exports YoY	Feb	--	--	7.20%	--
03/29/2024 03:30	Imports YoY	Feb	--	--	1.50%	--
03/29/2024 03:30	Trade Balance	Feb	--	--	-\$1100m	--
03/31/2024 20:30	S&P Global Thailand PMI Mfg	Mar	--	--	45.3	--
04/01/2024 03:30	Business Sentiment Index	Mar	--	--	48.8	--
04/04/2024 23:30	CPI Core YoY	Mar	--	--	0.43%	--
04/04/2024 23:30	CPI NSA MoM	Mar	--	--	0.22%	--
04/04/2024 23:30	CPI YoY	Mar	--	--	-0.77%	--
04/08/2024 04:17	Consumer Confidence Economic	Mar	--	--	57.7	--
04/08/2024 04:17	Consumer Confidence	Mar	--	--	63.8	--
04/10/2024 03:05	BoT Benchmark Interest Rate	Apr-10	--	--	2.50%	--

Source: Bloomberg

Exhibit 14: Upcoming XR

Symbol	X-Date	Announce Date	Rights for	Subscription Price	Unit	Subscription Ratio (Holding:New)	Subscription Period	Allotted Shares (Shares)
PRG	22/3/2024	11/3/2024	Warrants	-	Baht	20 : 1	-	34723216
BWG	25/3/2024	12/3/2024	Warrants	-	Baht	6 : 1	-	900199539
RML	10/4/2024	12/2/2024	Common	0.42	Baht	9.38 : 1	-	714285715
MITSIB	22/4/2024	27/2/2024	Common	0.7	Baht	1 : 1	-	787892023
MTW	22/4/2024	23/2/2024	Warrants	-	Baht	2 : 1	-	337000000
NER	22/4/2024	29/2/2024	Warrants	-	Baht	6 : 1	-	307964958
BC	30/4/2024	27/2/2024	Warrants	-	Baht	10 : 1	-	57048574
TFG	30/4/2024	21/2/2024	Warrants	-	Baht	10 : 1	-	581081852
WIJK	2/5/2024	23/2/2024	Warrants	-	Baht	3 : 1	-	279227687
CGH	3/5/2024	15/3/2024	Common	1	Baht	10 : 1	-	400554748
CGH	3/5/2024	15/3/2024	Warrants	-	Baht	3 : 2	-	267036498
INET	3/5/2024	28/2/2024	Warrants	-	Baht	5 : 1	-	100193441
AJ	8/5/2024	28/2/2024	Common	5.869	Baht	5.1765 : 1	05/06/2024 - 11/06/2024	85000000
ACC	10/5/2024	11/3/2024	Warrants	-	Baht	3 : 1	-	447685208
INSURE	20/5/2024	13/3/2024	Common	105	Baht	10 : 2	10/06/2024 - 14/06/2024	2000000
CHASE	23/5/2024	28/2/2024	Warrants	-	Baht	10 : 1	-	198544180
K	5/6/2024	27/2/2024	Warrants	-	Baht	14 : 1	-	39961206

Source: SET

Exhibit 15: Management trading

Company	Management	Securities	Transaction	Shares	Price (THB)	Action	Value (THBm)
Chememan (CMAN)	Mom Luang Chandchutha Chandratat	Common Shares	3/20/2024	100,000	2.00	Buy	0.20
J.R.W. Utility (JR)	Jarun Wiwatjesadawut	Common Shares	3/20/2024	6,400	4.44	Buy	0.03
J.R.W. Utility (JR)	Teeranont Wiwatjesadawut	Common Shares	3/20/2024	12,500	4.46	Buy	0.06
JD Food (JDF)	Sorasit Soontornkes	Common Shares	3/20/2024	40,000	2.62	Sell	0.10
Jenkongklai (JPARK)	Sudwin Panyawongkhanti	Common Shares	3/20/2024	91,100	5.95	Buy	0.54
Syntec Construction (SYNTEC)	Nayot Pisantanakul	Common Shares	3/20/2024	50,000	1.83	Buy	0.09
Syntec Construction (SYNTEC)	Nayot Pisantanakul	Common Shares	3/20/2024	25,000	1.84	Buy	0.05
Syntec Construction (SYNTEC)	Nayot Pisantanakul	Common Shares	3/20/2024	25,000	1.85	Buy	0.05
Syntec Construction (SYNTEC)	Nayot Pisantanakul	Common Shares	3/20/2024	25,000	1.86	Buy	0.05
Super Energy (SUPER)	Jormsup Lochaya	Common Shares	3/20/2024	600,000	0.30	Buy	0.18
Sino Logistics Corporation (SINO)	Nanmanus Witthayasakpant	Common Shares	3/19/2024	13,100	1.41	Buy	0.02
Sino Logistics Corporation (SINO)	Nanmanus Witthayasakpant	Common Shares	3/19/2024	86,900	1.42	Buy	0.12
Sino Logistics Corporation (SINO)	Nanmanus Witthayasakpant	Common Shares	3/19/2024	15,300	1.42	Buy	0.02
Sino Logistics Corporation (SINO)	Nanmanus Witthayasakpant	Common Shares	3/19/2024	84,700	1.43	Buy	0.12
Simat Technologies (SIMAT)	Boonlerd lewpornchai	Common Shares	3/20/2024	80,000	1.39	Buy	0.11
D.T.C Enterprise (DTCENT)	Pairat Kunapermsiri	Common Shares	3/20/2024	65,000	1.52	Buy	0.10
T S Flour Mill (TMILL)	Prapas Chutimaworapan	Common Shares	3/20/2024	50,000	3.74	Buy	0.19
T.A.C. CONSUMER (TACC)	Chatchawe Vatanasuk	Common Shares	3/15/2024	300,000	5.10	Sell	1.53
T.A.C. CONSUMER (TACC)	Chatchawe Vatanasuk	Common Shares	3/18/2024	63,400	5.15	Sell	0.33
TSST (TSST)	Prapas Chutimaworapan	Common Shares	3/20/2024	500	9.85	Buy	0.00
Triton Holding (TRITN)	Louise Taechaubol	Common Shares	3/19/2024	1,500,000	0.13	Buy	0.20
BTS Group Holdings (BTS)	Kavin Kanjanapas	Common Shares	3/20/2024	2,500,000	5.35	Buy	13.38
BTS Group Holdings (BTS)	Keeree Kanjanapas	Warrant	3/18/2024	10,027,600	0.01	Sell	0.10
BTS Group Holdings (BTS)	Keeree Kanjanapas	Warrant	3/19/2024	10,000,000	0.01	Sell	0.10
BTS Group Holdings (BTS)	Keeree Kanjanapas	Warrant	3/20/2024	10,000,000	0.01	Sell	0.10
Energy Absolute (EA)	Somphote Ahunai	Common Shares	3/18/2024	2,162,000	-	Transfer	n/a
Energy Absolute (EA)	Somphote Ahunai	Common Shares	3/18/2024	1,210,000	-	Transfer	n/a
Mill Con Steel Industries (MILL)	Pratana Bongkojmass	Common Shares	3/20/2024	65	0.28	Buy	0.00
Micro Leasing (MICRO)	Rotsanan Yingthaweesak	Common Shares	3/18/2024	11,400	2.26	Buy	0.03
Vibhavadi Medical Center (VIBHA)	Sithi Panupattanapong	Common Shares	3/19/2024	250,000	2.00	Buy	0.50
Vibhavadi Medical Center (VIBHA)	Sithi Panupattanapong	Common Shares	3/19/2024	50,000	2.02	Sell	0.10
Vibhavadi Medical Center (VIBHA)	Sithi Panupattanapong	Common Shares	3/20/2024	455,000	2.00	Buy	0.91
Sri Trang Agro-Industry (STA)	Vitchaphol Sincharoenkul	Common Shares	3/18/2024	500,000	21.20	Buy	10.60
S.Kijchai Enterprise (SKN)	Kitiya Niebler	Common Shares	3/20/2024	20,400	4.44	Buy	0.09
Sabuy Technology (SABUY)	Chookiat Rujanapornpajee	Common Shares	3/21/2024	1,980,000	-	Transfer	n/a
Sabuy Technology (SABUY)	Chookiat Rujanapornpajee	Common Shares	3/21/2024	1,980,000	-	Receive	n/a
Eastern Power Group (EP)	Yuth Chinpakkul	Common Shares	3/20/2024	15,600	2.68	Buy	0.04
N.D. Rubber (NDR)	Boonlai Jamparat	Common Shares	3/19/2024	1,000	2.46	Sell	0.00
SAAM Development (SAAM)	Manukitti Nityasuddhi	Common Shares	3/19/2024	3,600	7.80	Sell	0.03
SAAM Development (SAAM)	Manukitti Nityasuddhi	Common Shares	3/19/2024	1,000	7.80	Sell	0.01
SAAM Development (SAAM)	Manukitti Nityasuddhi	Warrant	3/19/2024	3,800	0.18	Sell	0.00
SAAM Development (SAAM)	Manukitti Nityasuddhi	Warrant	3/19/2024	60	0.16	Sell	0.00
SAAM Development (SAAM)	Manukitti Nityasuddhi	Warrant	3/19/2024	100	0.15	Sell	0.00
Home Pottery (HPT)	Wannee Chaokittisophon	Common Shares	3/18/2024	3,109,300	0.66	Sell	2.05
Home Pottery (HPT)	Wannee Chaokittisophon	Common Shares	3/19/2024	1,391,000	0.63	Sell	0.88

Source: SEC

Exhibit 16: Upcoming XM [1/2]

Symbol	X-Date	Meeting Date	Agenda
ACC	22/3/2024	30/4/2024	Changing The director(s),the amendment of the Company's objectives and to approve the amendment of the Company's Memorandum of Association, Clause 3.,Omitted dividend payment,Capital increase,The issuance of convertible securities
CHAYO	22/3/2024	24/4/2024	Omitted dividend payment
DHOUSE	22/3/2024	26/4/2024	Omitted dividend payment
DUSIT	22/3/2024	29/4/2024	Omitted dividend payment
EVER	22/3/2024	26/4/2024	Omitted dividend payment,Connected transaction
KJL	22/3/2024	26/4/2024	Cash dividend payment
LST	22/3/2024	26/4/2024	Cash dividend payment
PRAKIT	22/3/2024	26/4/2024	Cash dividend payment
PRG	22/3/2024	24/4/2024	Capital increase,Omitted dividend payment,The issuance of convertible securities,Increase the number of directors
ROCK	22/3/2024	29/4/2024	Cash dividend payment,Changing The director(s)
B	25/3/2024	26/4/2024	Omitted dividend payment
BWG	25/3/2024	29/4/2024	Omitted dividend payment,Connected transaction,Acquisition and disposition of assets / Acquisition or Disposition of Assets ,Capital increase,The issuance of convertible securities
CMO	25/3/2024	25/4/2024	Omitted dividend payment
CRC	25/3/2024	25/4/2024	Cash dividend payment,Connected transaction,Changing The director(s),The amendment of the Articles of Association
EE	25/3/2024	24/4/2024	Omitted dividend payment
ETC	25/3/2024	30/4/2024	Capital increase,Omitted dividend payment,Connected transaction,Acquisition and disposition of assets / Acquisition or Disposition of Assets ,The issuance of convertible securities
FE	25/3/2024	25/4/2024	Cash dividend payment
FUTUREPF	25/3/2024	-	Fund management,Financial position and performance,Appointment of auditors and audit costs
HARN	25/3/2024	29/4/2024	Cash dividend payment,Acquisition and disposition of assets / Acquisition or Disposition of Assets ,Connected transaction
KCE	25/3/2024	18/4/2024	Cash dividend payment
LEE	25/3/2024	29/4/2024	Cash dividend payment,Changing The director(s)
NNCL	25/3/2024	25/4/2024	Cash dividend payment
PRIME	25/3/2024	30/4/2024	Omitted dividend payment,Capital increase,Changing The director(s)
PROUD	25/3/2024	24/4/2024	Omitted dividend payment
SMIT	25/3/2024	25/4/2024	Cash dividend payment
SYNTEC	25/3/2024	30/4/2024	Cash dividend payment
TNL	25/3/2024	22/4/2024	Cash dividend payment,Connected transaction,Changing The director(s)
ANAN	26/3/2024	25/4/2024	Omitted dividend payment,Capital increase
INSURE	26/3/2024	25/4/2024	Omitted dividend payment,Capital increase
MORE	26/3/2024	19/4/2024	Omitted dividend payment
STPI	26/3/2024	24/4/2024	Omitted dividend payment
TFMAMA	26/3/2024	25/4/2024	Cash dividend payment
VIH	26/3/2024	26/4/2024	Cash dividend payment,Acquisition and disposition of assets / Acquisition or Disposition of Assets ,Capital increase,The issuance of convertible securities
BE8	27/3/2024	25/4/2024	Cash dividend payment
BTW	27/3/2024	23/4/2024	Omitted dividend payment
FNS	27/3/2024	29/4/2024	Omitted dividend payment
KTMS	27/3/2024	26/4/2024	Cash dividend payment
LHHOTEL	27/3/2024	29/4/2024	Financial position and performance,Appointment of auditors and audit costs
LHPF	27/3/2024	-	Fund management,Financial position and performance,Appointment of auditors and audit costs,Topic 1 To acknowledge the minutes of the previous meeting.
LHSC	27/3/2024	-	Fund management,Financial position and performance,Appointment of auditors and audit costs,Topic 1 To acknowledge the minutes of the previous meeting.
MJD	27/3/2024	25/4/2024	Omitted dividend payment,Capital increase
PERM	27/3/2024	25/4/2024	Omitted dividend payment
QHHR	27/3/2024	-	Fund management,Financial position and performance,Appointment of auditors and audit costs,Topic 1 To acknowledge the minutes of the previous meeting.
QHFF	27/3/2024	-	Fund management,Financial position and performance,Appointment of auditors and audit costs,Topic 1 To acknowledge the minutes of the previous meeting.
RWI	27/3/2024	30/4/2024	Omitted dividend payment,Capital increase
SAUCE	27/3/2024	24/4/2024	Cash dividend payment
SGC	27/3/2024	18/4/2024	Omitted dividend payment
TRC	27/3/2024	29/4/2024	Omitted dividend payment
UREKA	27/3/2024	29/4/2024	Omitted dividend payment,Reduce the registered capital of the company
WELL	27/3/2024	26/4/2024	Omitted dividend payment
WHART	27/3/2024	-	Fund management,Financial position and performance,Appointment of auditors and audit costs
WORLD	27/3/2024	26/4/2024	Omitted dividend payment
CGH	28/3/2024	29/4/2024	Omitted dividend payment,Capital increase,The issuance of convertible securities
FANCY	28/3/2024	29/4/2024	Omitted dividend payment

Source: SET

Exhibit 17: Upcoming XM [2/2]

Symbol	X-Date	Meeting Date	Agenda
GIFT	28/3/2024	29/4/2024	Omitted dividend payment,Acquisition and disposition of assets / Acquisition or Disposition of Assets , -
GJS	28/3/2024	26/4/2024	Omitted dividend payment
GSTEEL	28/3/2024	26/4/2024	Omitted dividend payment,Connected transaction,Changing The director(s)
HEALTH	28/3/2024	29/4/2024	Omitted dividend payment,Capital increase
KC	28/3/2024	24/4/2024	Omitted dividend payment,Changing The director(s)
MILL	28/3/2024	24/4/2024	Omitted dividend payment,Capital increase
PEER	28/3/2024	23/4/2024	Omitted dividend payment
PTECH	28/3/2024	26/4/2024	Omitted dividend payment,The issuance of debentures
RAM	28/3/2024	30/4/2024	Cash dividend payment
RS	28/3/2024	30/4/2024	Omitted dividend payment
SABUY	28/3/2024	29/4/2024	Omitted dividend payment
SBNEXT	28/3/2024	26/4/2024	Omitted dividend payment,Capital increase
SDC	28/3/2024	25/4/2024	Omitted dividend payment,Capital increase,The amendment of the Company's Articles of Association
STEC	28/3/2024	26/4/2024	Cash dividend payment
THMUI	28/3/2024	23/4/2024	Omitted dividend payment
TNPF	28/3/2024	-	Fund management,Financial position and performance,Appointment of auditors and audit costs
TRV	28/3/2024	26/4/2024	Omitted dividend payment
BYD	29/3/2024	24/4/2024	Omitted dividend payment,Capital increase
CEN	29/3/2024	30/4/2024	Omitted dividend payment
FVC	29/3/2024	30/4/2024	Cash dividend payment
GEL	29/3/2024	30/4/2024	Omitted dividend payment
GTV	29/3/2024	29/4/2024	Omitted dividend payment,Changing The director(s)
HPF	29/3/2024	-	Fund management,Financial position and performance,Appointment of auditors and audit costs,The dividend payment and capital return for the fiscal year
M-II	29/3/2024	-	
MIT	29/3/2024	-	
MK	29/3/2024	25/4/2024	Omitted dividend payment
MNIT	29/3/2024	-	Fund management,Financial position and performance,Appointment of auditors and audit costs,The dividend payment and capital return for the fiscal year
MNIT2	29/3/2024	-	
MNRF	29/3/2024	-	
M-PAT	29/3/2024	-	
M-STOR	29/3/2024	-	
PB	29/3/2024	30/4/2024	Cash dividend payment,Changing The director(s),To consider for amendment for Company's articles of association. To consider for amendment for Company's memorandum of association section.3. Addition of the Company's objectives.
POLAR	29/3/2024	26/4/2024	Omitted dividend payment,Capital increase
CPTGF	1/4/2024	-	Fund management,Financial position and performance,Appointment of auditors and audit costs,The dividend payment from operating results
EGATIF	1/4/2024	-	Fund management,Financial position and performance,Appointment of auditors and audit costs,dividend payment from operating results of the year 2023
JCK	1/4/2024	30/4/2024	Omitted dividend payment,Capital increase
KBSPIF	1/4/2024	-	Fund management,Financial position and performance,Appointment of auditors and audit costs,dividend payment from operating results of the year 2023
PPPM	1/4/2024	29/4/2024	Omitted dividend payment,Paid up capital reduction,Change of par value
QHOP	1/4/2024	-	1/12/2023
SAAM	1/4/2024	24/4/2024	Omitted dividend payment,Capital increase,The issuance of debentures
SAWANG	1/4/2024	29/4/2024	Omitted dividend payment
TCC	1/4/2024	30/4/2024	Omitted dividend payment
TTLPF	1/4/2024	-	Fund management,Financial position and performance,Appointment of auditors and audit costs,The dividend payment from operating results
TU-PF	1/4/2024	-	1/12/2023
UPF	1/4/2024	24/4/2024	Cash dividend payment
CIG	2/4/2024	30/4/2024	Capital increase
CRANE	2/4/2024	25/4/2024	Omitted dividend payment
SOLAR	2/4/2024	29/4/2024	Omitted dividend payment,Changing The director(s)
WAVE	2/4/2024	30/4/2024	Capital increase,Omitted dividend payment,The issuance of convertible securities
CSR	3/4/2024	26/4/2024	Cash dividend payment,Changing The director(s)
NEWS	3/4/2024	30/4/2024	Omitted dividend payment,Capital increase,Acquisition and disposition of assets / Acquisition or Disposition of Assets ,Connected transaction,The issuance of convertible securities
PICO	3/4/2024	22/4/2024	Changing The director(s)
AQUA	4/4/2024	30/4/2024	Omitted dividend payment,Changing The director(s)
NOVA	4/4/2024	30/4/2024	Omitted dividend payment

Source: SET

Exhibit 18: Upcoming XD [1/6]

Symbol	X-Date	Dividend (per Share)	Unit	Operation Period	Source of Dividend	Payment Date	Price	Div Yield	Par
KJL	22/03/2024	0.3	Baht	01/01/2023 - 31/12/2023	NP	10/05/2024	8.05	3.7%	0.5
LST	22/03/2024	0.25	Baht	01/01/2023 - 31/12/2023	NP	24/05/2024	5.20	4.8%	1
HARN	25/03/2024	0.15	Baht	01/01/2023 - 31/12/2023	NP	17/05/2024	2.38	6.3%	0.5
KCE	25/03/2024	0.7	Baht	01/07/2023 - 31/12/2023	NP	10/05/2024	39.75	1.8%	0.5
LEE	25/03/2024	0.09	Baht	01/01/2023 - 31/12/2023	NP	15/05/2024	2.46	3.7%	1
SYNTEC	25/03/2024	0.03	Baht	01/01/2023 - 31/12/2023	NP	17/05/2024	1.83	1.6%	1
VIH	26/03/2024	0.2	Baht	01/01/2023 - 31/12/2023	NP	24/05/2024	7.70	2.6%	1
RAM	28/03/2024	0.2	Baht	-	RE	29/05/2024	30.25	0.7%	0.1
STEC	28/03/2024	0.15	Baht	01/01/2023 - 31/12/2023	NP	24/05/2024	10.70	1.4%	1
Q-CON	29/03/2024	1	Baht	01/01/2023 - 31/12/2023	NP	19/04/2024	17.60	5.7%	1
DCC	01/04/2024	0.012	Baht	01/10/2023 - 31/12/2023	NP	25/04/2024	1.92	0.6%	0.1
SCGD	01/04/2024	0.15	Baht	01/01/2023 - 31/12/2023	NP	22/04/2024	8.10	1.9%	10
UPF	01/04/2024	0.86	Baht	-	RE	14/05/2024	38.50	2.2%	10
SCGP	02/04/2024	0.3	Baht	01/01/2023 - 31/12/2023	NP	22/04/2024	29.50	1.0%	1
SUC	02/04/2024	1.5	Baht	-	RE	14/05/2024	32.50	4.6%	10
UP	02/04/2024	1.18	Baht	01/01/2023 - 31/12/2023	NP	14/05/2024	16.60	7.1%	10
SCC	04/04/2024	3.5	Baht	01/01/2023 - 31/12/2023	NP	23/04/2024	258.00	1.4%	1
SMPC	04/04/2024	0.21	Baht	01/07/2023 - 31/12/2023	NP	26/04/2024	8.80	2.4%	1
TCOAT	04/04/2024	0.5	Baht	-	RE	24/05/2024	26.00	1.9%	10
BANPU	05/04/2024	0.2	Baht	01/07/2023 - 31/12/2023	NP	30/04/2024	5.70	3.5%	1
BPP	05/04/2024	0.4	Baht	01/07/2023 - 31/12/2023	NP	26/04/2024	15.00	2.7%	10
CPAXT	05/04/2024	0.39	Baht	01/01/2023 - 31/12/2023	NP	29/04/2024	31.75	1.2%	0.5
GPI	05/04/2024	0.055	Baht	-	RE	26/04/2024	1.85	3.0%	0.5
MAJOR	09/04/2024	0.15	Baht	01/07/2023 - 31/12/2023	NP	30/04/2024	14.70	1.0%	1
TMT	09/04/2024	0.15	Baht	01/07/2023 - 31/12/2023	NP	30/04/2024	5.65	2.7%	1
BLC	10/04/2024	0.07	Baht	01/01/2023 - 31/12/2023	NP	30/04/2024	5.05	1.4%	0.5
KCC	10/04/2024	0.0543	Baht	01/01/2023 - 31/12/2023	NP	30/04/2024	3.02	1.8%	0.5
KLINIQ	10/04/2024	0.75	Baht	01/01/2023 - 31/12/2023	NP	02/05/2024	41.75	1.8%	0.5
ATP30	11/04/2024	0.02	Baht	01/01/2023 - 31/12/2023	NP	30/04/2024	1.00	2.0%	0.25
AUCT	11/04/2024	0.37	Baht	01/07/2023 - 31/12/2023	NP	03/05/2024	9.85	3.8%	0.25
SUTHA	11/04/2024	0.08	Baht	-	RE	03/05/2024	2.66	3.0%	1
COCOCO	12/04/2024	0.25	Baht	-	RE	02/05/2024	10.70	2.3%	0.5
GC	12/04/2024	0.16	Baht	01/07/2023 - 31/12/2023	NP	30/04/2024	5.35	3.0%	0.5
QTC	12/04/2024	0.2	Baht	-	RE	30/04/2024	4.04	5.0%	1
TIPCO	12/04/2024	0.63	Baht	01/01/2023 - 31/12/2023	Both	03/05/2024	10.10	6.2%	1
TOG	12/04/2024	0.45	Baht	01/07/2023 - 31/12/2023	NP	02/05/2024	11.90	3.8%	1
TPLAS	12/04/2024	0.04	Baht	01/01/2023 - 31/12/2023	NP	03/05/2024	1.61	2.5%	0.5
JMT	17/04/2024	0.49	Baht	01/07/2023 - 31/12/2023	NP	03/05/2024	22.50	2.2%	0.5
KTB	17/04/2024	0.868	Baht	-	RE	03/05/2024	16.10	5.4%	5.15
KTB-P	17/04/2024	1.0225	Baht	-	RE	03/05/2024	153.00	0.7%	5.15
KTC	17/04/2024	1.27	Baht	01/01/2023 - 31/12/2023	NP	03/05/2024	45.25	2.8%	1
SCB	17/04/2024	7.84	Baht	01/01/2023 - 31/12/2023	NP	03/05/2024	115.00	6.8%	10
TTB	17/04/2024	0.055	Baht	01/01/2023 - 31/12/2023	NP	08/05/2024	1.87	2.9%	0.95
IT	18/04/2024	0.1	Baht	01/01/2023 - 31/12/2023	NP	03/05/2024	3.24	3.1%	1
PHG	18/04/2024	0.52	Baht	01/01/2023 - 31/12/2023	Both	09/05/2024	14.30	3.6%	1
STA	18/04/2024	1	Baht	-	RE	08/05/2024	20.60	4.9%	1
STGT	18/04/2024	0.5	Baht	-	RE	08/05/2024	9.30	5.4%	0.5
STP	18/04/2024	0.25	Baht	01/01/2023 - 31/12/2023	NP	09/05/2024	12.50	2.0%	1
TCAP	18/04/2024	2	Baht	-	RE	03/05/2024	51.50	3.9%	10
TCAP-P	18/04/2024	2	Baht	-	RE	03/05/2024	560.00	0.4%	10
UKEM	18/04/2024	0.01	Baht	01/01/2023 - 31/12/2023	NP	07/05/2024	0.83	1.2%	0.25
YUASA	18/04/2024	0.412	Baht	01/01/2023 - 31/12/2023	NP	09/05/2024	10.90	3.8%	1
JPARK	19/04/2024	0.0375	Baht	01/01/2023 - 31/12/2023	Both	07/05/2024	6.15	0.6%	0.5
KWC	19/04/2024	10.5	Baht	01/01/2023 - 31/12/2023	NP	08/05/2024	285.00	3.7%	10

Source: SET

Exhibit 19: Upcoming XD [2/6]

Symbol	X-Date	Dividend (per Share)	Unit	Operation Period	Source of Dividend	Payment Date	Price	Div Yield	Par
PSL	19/04/2024	0.05	Baht	-	RE	03/05/2024	8.25	0.6%	1
AIT	22/04/2024	0.17	Baht	01/01/2023 - 31/12/2023	NP	09/05/2024	4.70	3.6%	1
HMPRO	22/04/2024	0.22	Baht	01/07/2023 - 31/12/2023	NP	08/05/2024	11.00	2.0%	1
KBANK	22/04/2024	6	Baht	-	RE	10/05/2024	123.50	4.9%	10
KGI	22/04/2024	0.31	Baht	01/01/2023 - 31/12/2023	NP	09/05/2024	4.80	6.5%	1
NER	22/04/2024	0.29	Baht	01/01/2023 - 31/12/2023	NP	09/05/2024	6.10	4.8%	0.5
PACO	22/04/2024	0.04	Baht	01/01/2023 - 31/12/2023	NP	07/05/2024	1.84	2.2%	0.5
SMART	22/04/2024	0.0912	Baht	01/01/2023 - 31/12/2023	NP	10/05/2024	1.04	8.8%	0.5
SVI	22/04/2024	0.135	Baht	01/01/2023 - 31/12/2023	NP	09/05/2024	6.10	2.2%	1
THANA	22/04/2024	0.028	Baht	01/01/2023 - 31/12/2023	NP	09/05/2024	1.73	1.6%	1
TTCL	22/04/2024	0.1	Baht	01/07/2023 - 31/12/2023	NP	10/05/2024	3.64	2.7%	1
WINDOW	22/04/2024	0.023	Baht	01/01/2023 - 31/12/2023	NP	09/05/2024	1.17	2.0%	0.5
BBL	23/04/2024	5	Baht	-	RE	10/05/2024	139.50	3.6%	10
DTCI	24/04/2024	0.25	Baht	-	RE	16/05/2024	36.00	0.7%	10
SAPPE	24/04/2024	2.18	Baht	01/01/2023 - 31/12/2023	NP	17/05/2024	92.25	2.4%	1
TIDLOR	24/04/2024	27 : 1 Share	-	01/01/2023 - 31/12/2023	NP	14/05/2024	22.70	-	3.7
TIDLOR	24/04/2024	0.2698	Baht	01/01/2023 - 31/12/2023	NP	14/05/2024	22.70	1.2%	3.7
TISCO	24/04/2024	5.75	Baht	01/01/2023 - 31/12/2023	Both	15/05/2024	100.00	5.8%	10
TISCO-P	24/04/2024	5.75	Baht	01/01/2023 - 31/12/2023	Both	15/05/2024	1,346.00	0.4%	10
BUI	25/04/2024	0.3	Baht	01/01/2023 - 31/12/2023	NP	17/05/2024	20.90	1.4%	10
BUI	25/04/2024	4 : 1 Share	-	01/01/2023 - 31/12/2023	NP	17/05/2024	20.90	-	10
QH	25/04/2024	0.1	Baht	01/07/2023 - 31/12/2023	NP	16/05/2024	2.20	4.5%	1
TM	25/04/2024	0.033	Baht	01/01/2023 - 31/12/2023	NP	15/05/2024	1.90	1.7%	0.5
WHAUP	25/04/2024	0.1925	Baht	01/01/2023 - 31/12/2023	NP	15/05/2024	4.12	4.7%	1
AMARC	26/04/2024	0.039	Baht	01/01/2023 - 31/12/2023	Both	17/05/2024	1.41	2.8%	0.5
ANI	26/04/2024	0.05	Baht	01/01/2023 - 31/12/2023	NP	20/05/2024	4.88	1.0%	0.5
BGC	26/04/2024	0.08	Baht	01/10/2023 - 31/12/2023	NP	17/05/2024	7.05	1.1%	5
KKP	26/04/2024	1.75	Baht	01/01/2023 - 31/12/2023	NP	16/05/2024	51.50	3.4%	10
MFC	26/04/2024	1.3	Baht	01/01/2023 - 31/12/2023	NP	16/05/2024	21.00	6.2%	1
NSL	26/04/2024	0.35	Baht	01/01/2023 - 31/12/2023	NP	17/05/2024	21.20	1.7%	1
NYT	26/04/2024	0.36	Baht	01/01/2023 - 31/12/2023	NP	17/05/2024	4.70	7.7%	0.5
SPA	26/04/2024	0.01389	Baht	01/01/2023 - 31/12/2023	Both	17/05/2024	13.20	0.1%	0.25
SPA	26/04/2024	2 : 1 Share	-	01/01/2023 - 31/12/2023	Both	17/05/2024	13.20	-	0.25
TKC	26/04/2024	0.15	Baht	01/01/2023 - 31/12/2023	NP	15/05/2024	13.50	1.1%	1
TPS	26/04/2024	0.18	Baht	-	RE	15/05/2024	4.24	4.2%	0.5
APCO	29/04/2024	0.18	Baht	01/01/2023 - 31/12/2023	Both	13/05/2024	5.00	3.6%	0.5
BAM	29/04/2024	0.38	Baht	01/01/2023 - 31/12/2023	NP	21/05/2024	10.00	3.8%	5
LHFG	29/04/2024	0.03	Baht	01/01/2023 - 31/12/2023	NP	17/05/2024	1.00	3.0%	1
MTC	29/04/2024	0.21	Baht	01/01/2023 - 31/12/2023	NP	16/05/2024	46.75	0.4%	1
NAT	29/04/2024	0.025	Baht	01/10/2023 - 31/12/2023	NP	17/05/2024	6.80	0.4%	0.5
PJW	29/04/2024	0.06	Baht	-	RE	17/05/2024	3.10	1.9%	0.5
RPH	29/04/2024	0.19	Baht	01/01/2023 - 31/12/2023	Both	15/05/2024	6.25	3.0%	1
RSP	29/04/2024	0.13	Baht	01/01/2023 - 31/12/2023	NP	15/05/2024	2.38	5.5%	1
SAK	29/04/2024	0.15	Baht	01/01/2023 - 31/12/2023	NP	17/05/2024	4.92	3.0%	1
SKR	29/04/2024	0.09	Baht	01/07/2023 - 31/12/2023	NP	14/05/2024	10.20	0.9%	0.5
SORKON	29/04/2024	0.2	Baht	01/01/2023 - 31/12/2023	NP	21/05/2024	4.22	4.7%	1
SUN	29/04/2024	0.25	Baht	01/01/2023 - 31/12/2023	NP	20/05/2024	5.80	4.3%	0.5
SUN	29/04/2024	5 : 1 Share	-	01/01/2023 - 31/12/2023	NP	20/05/2024	5.80	-	0.5
APP	30/04/2024	0.15	Baht	01/01/2023 - 31/12/2023	NP	17/05/2024	2.56	5.9%	0.5
ASW	30/04/2024	0.25	Baht	01/01/2023 - 31/12/2023	NP	21/05/2024	8.00	3.1%	1
BBIK	30/04/2024	0.3815	Baht	01/01/2023 - 31/12/2023	NP	21/05/2024	101.00	0.4%	0.5
BBIK	30/04/2024	1 : 0.837 Share	-	01/01/2023 - 31/12/2023	NP	21/05/2024	101.00	-	0.5
BJC	30/04/2024	0.65	Baht	01/07/2023 - 31/12/2023	NP	23/05/2024	24.90	2.6%	1
BRI	30/04/2024	0.603	Baht	01/07/2023 - 31/12/2023	NP	16/05/2024	7.00	8.6%	0.5

Source: SET

Exhibit 20: Upcoming XD [3/6]

Symbol	X-Date	Dividend (per Share)	Unit	Operation Period	Source of Dividend	Payment Date	Price	Div Yield	Par
CM	30/04/2024	0.09	Baht	01/01/2023 - 31/12/2023	NP	17/05/2024	2.28	3.9%	1
GYT	30/04/2024	7	Baht	01/01/2023 - 31/12/2023	NP	21/05/2024	181.00	3.9%	10
III	30/04/2024	0.18	Baht	01/07/2023 - 31/12/2023	NP	16/05/2024	9.15	2.0%	0.5
KISS	30/04/2024	0.09	Baht	01/07/2023 - 31/12/2023	NP	21/05/2024	5.90	1.5%	0.5
MEB	30/04/2024	0.65	Baht	01/01/2023 - 31/12/2023	NP	21/05/2024	32.50	2.0%	0.5
MENA	30/04/2024	0.03	Baht	01/01/2023 - 31/12/2023	NP	17/05/2024	1.81	1.7%	0.5
MFEC	30/04/2024	0.4	Baht	01/01/2023 - 31/12/2023	NP	17/05/2024	6.90	5.8%	1
PDJ	30/04/2024	0.1	Baht	-	RE	21/05/2024	2.04	4.9%	1
PREB	30/04/2024	0.4	Baht	01/01/2023 - 31/12/2023	NP	24/05/2024	6.25	6.4%	1
RPC	30/04/2024	0.04	Baht	01/01/2023 - 31/12/2023	Both	21/05/2024	0.68	5.9%	1
SAMCO	30/04/2024	0.03	Baht	01/01/2023 - 31/12/2023	NP	21/05/2024	1.16	2.6%	1
SCG	30/04/2024	0.05	Baht	-	RE	17/05/2024	3.48	1.4%	1
STEG19	30/04/2024	-	Baht	-	-	28/05/2024	-	-	-
TFG	30/04/2024	0.01	Baht	01/01/2023 - 31/12/2023	Both	21/05/2024	3.44	0.3%	1
TPCH	30/04/2024	0.4	Baht	01/01/2023 - 31/12/2023	NP	20/05/2024	7.40	5.4%	1
TPCS	30/04/2024	0.65	Baht	01/01/2023 - 31/12/2023	NP	20/05/2024	16.70	3.9%	1
WACOAL	30/04/2024	0.7	Baht	-	RE	21/05/2024	34.25	2.0%	1
AAI	02/05/2024	0.18	Baht	01/01/2023 - 31/12/2023	Both	17/05/2024	4.30	4.2%	1
ACG	02/05/2024	0.0133	Baht	01/01/2023 - 31/12/2023	NP	21/05/2024	1.26	1.1%	0.5
AHC	02/05/2024	0.63	Baht	01/01/2023 - 31/12/2023	NP	20/05/2024	18.10	3.5%	1
ALUCON	02/05/2024	8	Baht	01/01/2023 - 31/12/2023	NP	15/05/2024	179.50	4.5%	10
AURA	02/05/2024	0.31	Baht	01/01/2023 - 31/12/2023	NP	21/05/2024	13.80	2.2%	1
BCH	02/05/2024	0.25	Baht	01/01/2023 - 31/12/2023	NP	23/05/2024	21.40	1.2%	1
BIS	02/05/2024	0.07	Baht	01/07/2023 - 31/12/2023	NP	21/05/2024	3.48	2.0%	0.5
BRR	02/05/2024	0.2	Baht	01/01/2023 - 31/12/2023	NP	21/05/2024	4.90	4.1%	1
DTCENT	02/05/2024	0.048507281	Baht	01/01/2023 - 31/12/2023	NP	20/05/2024	1.50	3.2%	0.5
DTCENT	02/05/2024	20 : 1 Share	-	01/01/2023 - 31/12/2023	NP	20/05/2024	1.50	-	0.5
FPI	02/05/2024	0.04	Baht	01/07/2023 - 31/12/2023	NP	15/05/2024	2.40	1.7%	0.25
FTE	02/05/2024	0.1	Baht	01/07/2023 - 31/12/2023	NP	23/05/2024	1.71	5.8%	0.5
HTC	02/05/2024	0.56	Baht	01/07/2023 - 31/12/2023	NP	20/05/2024	17.70	3.2%	0.5
HUMAN	02/05/2024	0.14	Baht	01/07/2023 - 31/12/2023	NP	23/05/2024	11.60	1.2%	0.5
JUBILE	02/05/2024	0.25	Baht	01/07/2023 - 31/12/2023	NP	17/05/2024	16.20	1.5%	1
KCG	02/05/2024	0.3	Baht	01/01/2023 - 31/12/2023	NP	21/05/2024	9.60	3.1%	1
LPH	02/05/2024	0.09	Baht	01/01/2023 - 31/12/2023	Both	17/05/2024	4.70	1.9%	0.5
MCA	02/05/2024	0.045	Baht	01/01/2023 - 31/12/2023	NP	20/05/2024	3.00	1.5%	0.5
MINT	02/05/2024	0.32	Baht	01/01/2023 - 31/12/2023	Both	21/05/2024	33.25	1.0%	1
MODERN	02/05/2024	0.09	Baht	01/01/2023 - 31/12/2023	NP	17/05/2024	2.28	3.9%	1
MOONG	02/05/2024	0.12	Baht	01/01/2023 - 31/12/2023	NP	21/05/2024	2.26	5.3%	0.5
MOSHI	02/05/2024	0.6	Baht	01/01/2023 - 31/12/2023	NP	24/05/2024	57.00	1.1%	1
NETBAY	02/05/2024	0.8983	Baht	01/01/2023 - 31/12/2023	NP	21/05/2024	20.80	4.3%	1
OSP	02/05/2024	0.45	Baht	01/07/2023 - 31/12/2023	Both	23/05/2024	19.90	2.3%	1
PAF	02/05/2024	0.0102	Baht	01/01/2023 - 31/12/2023	NP	23/05/2024	1.47	0.7%	0.51
PR9	02/05/2024	0.3	Baht	01/01/2023 - 31/12/2023	NP	20/05/2024	19.10	1.6%	1
SAUCE	02/05/2024	1.72	Baht	01/01/2023 - 31/12/2023	NP	17/05/2024	42.75	4.0%	1
SC	02/05/2024	0.16	Baht	01/07/2023 - 31/12/2023	NP	21/05/2024	3.46	4.6%	1
SICT	02/05/2024	0.035	Baht	01/01/2023 - 31/12/2023	NP	23/05/2024	5.30	0.7%	0.5
SINO	02/05/2024	0.014423	Baht	01/10/2023 - 31/12/2023	NP	20/05/2024	1.36	1.1%	0.5
SPC	02/05/2024	1.4	Baht	-	RE	21/05/2024	61.25	2.3%	1
SPI	02/05/2024	0.6	Baht	-	RE	21/05/2024	70.00	0.9%	1
SRICHA	02/05/2024	0.25	Baht	-	RE	17/05/2024	8.80	2.8%	1
SRS	02/05/2024	0.02	Baht	01/10/2023 - 31/12/2023	NP	23/05/2024	8.90	0.2%	0.5
SST	02/05/2024	0.01	Baht	-	RE	23/05/2024	5.25	0.2%	1
THIP	02/05/2024	1.65	Baht	01/01/2023 - 31/12/2023	NP	20/05/2024	30.50	5.4%	1
TNL	02/05/2024	0.3	Baht	-	RE	20/05/2024	34.00	0.9%	1

Source: SET

Exhibit 21: Upcoming XD [4/6]

Symbol	X-Date	Dividend (per Share)	Unit	Operation Period	Source of Dividend	Payment Date	Price	Div Yield	Par
TWPC	02/05/2024	0.091	Baht	-	RE	23/05/2024	3.62	2.5%	1
WIJK	02/05/2024	0.06	Baht	01/01/2023 - 31/12/2023	Both	20/05/2024	1.49	4.0%	1
BE8	03/05/2024	0.23	Baht	01/01/2023 - 31/12/2023	NP	23/05/2024	28.75	0.8%	0.5
CHG	03/05/2024	0.05	Baht	01/01/2023 - 31/12/2023	NP	24/05/2024	2.92	1.7%	0.1
CPR	03/05/2024	0.116	Baht	01/01/2023 - 31/12/2023	NP	24/05/2024	4.50	2.6%	1
CRC	03/05/2024	0.55	Baht	01/01/2023 - 31/12/2023	NP	24/05/2024	36.75	1.5%	1
D	03/05/2024	0.06	Baht	01/01/2023 - 31/12/2023	NP	21/05/2024	3.90	1.5%	0.5
DMT	03/05/2024	0.15	Baht	01/01/2023 - 31/12/2023	NP	24/05/2024	11.80	1.3%	5.2
ICC	03/05/2024	1.144123746	Baht	-	RE	21/05/2024	45.50	2.5%	1
ICC	03/05/2024	3.90814 : 1 Share	-	-	RE	21/05/2024	45.50	-	1
IND	03/05/2024	0.015	Baht	01/01/2023 - 31/12/2023	NP	21/05/2024	0.94	1.6%	0.5
INET	03/05/2024	0.116	Baht	01/01/2023 - 31/12/2023	NP	23/05/2024	5.00	2.3%	1
IVL	03/05/2024	0.175	Baht	01/01/2023 - 31/12/2023	NP	23/05/2024	24.40	0.7%	1
KWM	03/05/2024	0.058	Baht	01/01/2023 - 31/12/2023	Both	23/05/2024	1.48	3.9%	0.5
L&E	03/05/2024	0.04	Baht	-	RE	20/05/2024	1.32	3.0%	1
LH	03/05/2024	0.3	Baht	01/07/2023 - 31/12/2023	NP	21/05/2024	7.00	4.3%	1
LRH	03/05/2024	1.35	Baht	01/01/2023 - 31/12/2023	Both	23/05/2024	41.00	3.3%	10
NOBLE	03/05/2024	0.118	Baht	01/10/2023 - 31/12/2023	Both	24/05/2024	3.70	3.2%	1
ONEE	03/05/2024	0.13	Baht	01/07/2023 - 31/12/2023	NP	24/05/2024	5.20	2.5%	2
PCC	03/05/2024	0.14	Baht	01/01/2023 - 31/12/2023	NP	28/05/2024	3.04	4.6%	1
PF	03/05/2024	0.013	Baht	01/01/2023 - 31/12/2023	NP	24/05/2024	0.27	4.8%	1
PIMO	03/05/2024	0.03	Baht	01/07/2023 - 31/12/2023	NP	21/05/2024	1.51	2.0%	0.25
PL	03/05/2024	0.11	Baht	01/01/2023 - 31/12/2023	NP	21/05/2024	2.04	5.4%	1
RBF	03/05/2024	0.175	Baht	01/01/2023 - 31/12/2023	NP	20/05/2024	11.80	1.5%	1
ROCK	03/05/2024	0.5	Baht	01/01/2023 - 31/12/2023	NP	24/05/2024	13.10	3.8%	10
ROJNA	03/05/2024	0.4	Baht	01/01/2023 - 31/12/2023	NP	24/05/2024	7.35	5.4%	1
SABINA	03/05/2024	0.67	Baht	-	RE	17/05/2024	25.25	2.7%	1
SEAFCO	03/05/2024	10 : 1 Share	-	01/01/2023 - 31/12/2023	NP	27/05/2024	2.60	-	0.5
SEAFCO	03/05/2024	0.09	Baht	01/01/2023 - 31/12/2023	NP	27/05/2024	2.60	3.5%	0.5
SO	03/05/2024	0.2	Baht	01/07/2023 - 31/12/2023	Both	21/05/2024	6.90	2.9%	1
SSF	03/05/2024	0.3704	Baht	01/01/2023 - 31/12/2023	NP	23/05/2024	7.80	4.7%	1
TC	03/05/2024	0.1	Baht	01/01/2023 - 31/12/2023	NP	24/05/2024	5.95	1.7%	1
TGE	03/05/2024	0.0026	Baht	01/01/2023 - 31/12/2023	NP	24/05/2024	3.24	0.1%	0.5
THREL	03/05/2024	0.07	Baht	01/01/2023 - 31/12/2023	NP	-	2.24	3.1%	1
THREL	03/05/2024	61 : 1 Share	-	01/01/2023 - 31/12/2023	NP	-	2.24	-	1
TPBI	03/05/2024	0.25	Baht	01/01/2023 - 31/12/2023	NP	24/05/2024	4.00	6.3%	1
TRP	03/05/2024	0.3	Baht	01/01/2023 - 31/12/2023	NP	23/05/2024	14.60	2.1%	0.5
TRT	03/05/2024	0.21	Baht	01/01/2023 - 31/12/2023	NP	21/05/2024	3.08	6.8%	1
UBA	03/05/2024	0.048	Baht	01/01/2023 - 31/12/2023	NP	21/05/2024	1.08	4.4%	0.5
WP	03/05/2024	0.28	Baht	01/01/2023 - 31/12/2023	NP	21/05/2024	4.26	6.6%	1
AMATAV	07/05/2024	0.01235	Baht	01/01/2023 - 31/12/2023	NP	23/05/2024	5.60	0.2%	0.5
AMATAV	07/05/2024	1 : 0.14 Share	-	01/01/2023 - 31/12/2023	NP	23/05/2024	5.60	-	0.5
ASEFA	07/05/2024	0.19	Baht	01/01/2023 - 31/12/2023	NP	24/05/2024	3.92	4.8%	1
ASIAN	07/05/2024	0.29	Baht	01/07/2023 - 31/12/2023	NP	24/05/2024	6.70	4.3%	1
AU	07/05/2024	0.21	Baht	01/01/2023 - 31/12/2023	NP	23/05/2024	9.60	2.2%	0.1
BAY	07/05/2024	0.45	Baht	-	RE	23/05/2024	26.50	1.7%	10
BEC	07/05/2024	0.06	Baht	-	RE	23/05/2024	4.84	1.2%	1
BLA	07/05/2024	0.2	Baht	-	RE	-	18.10	1.1%	1
CH	07/05/2024	0.04	Baht	-	RE	17/05/2024	2.50	1.6%	0.5
CIVIL	07/05/2024	0.012	Baht	01/01/2023 - 31/12/2023	NP	24/05/2024	2.12	0.6%	1
CKP	07/05/2024	0.085	Baht	01/01/2023 - 31/12/2023	Both	23/05/2024	3.90	2.2%	1
COLOR	07/05/2024	0.03	Baht	01/01/2023 - 31/12/2023	Both	24/05/2024	1.32	2.3%	1
CPALL	07/05/2024	1	Baht	01/01/2023 - 31/12/2023	NP	24/05/2024	54.75	1.8%	1
CPANEL	07/05/2024	0.16	Baht	01/01/2023 - 31/12/2023	NP	24/05/2024	6.15	2.6%	1

Source: SET

Exhibit 22: Upcoming XD [5/6]

Symbol	X-Date	Dividend (per Share)	Unit	Operation Period	Source of Dividend	Payment Date	Price	Div Yield	Par
CSR	07/05/2024	1.57	Baht	01/01/2023 - 31/12/2023	NP	24/05/2024	67.75	2.3%	10
CSS	07/05/2024	0.02	Baht	01/01/2023 - 31/12/2023	NP	24/05/2024	0.94	2.1%	0.5
DEXON	07/05/2024	0.052	Baht	01/01/2023 - 31/12/2023	NP	24/05/2024	2.08	2.5%	0.5
EASON	07/05/2024	0.05	Baht	01/01/2023 - 31/12/2023	NP	24/05/2024	1.23	4.1%	1
EKH	07/05/2024	40 : 1 Share	-	01/01/2023 - 31/12/2023	NP	20/05/2024	7.80	-	0.5
EKH	07/05/2024	0.3	Baht	01/01/2023 - 31/12/2023	NP	20/05/2024	7.80	3.8%	0.5
ILINK	07/05/2024	0.39	Baht	01/01/2023 - 31/12/2023	NP	23/05/2024	7.35	5.3%	1
IP	07/05/2024	8 : 5 Share	-	-	RE	24/05/2024	9.00	-	0.5
IP	07/05/2024	0.0348	Baht	-	RE	24/05/2024	9.00	0.4%	0.5
ITEL	07/05/2024	0.0696	Baht	01/01/2023 - 31/12/2023	NP	23/05/2024	2.56	2.7%	0.5
JDF	07/05/2024	0.04	Baht	01/01/2023 - 31/12/2023	NP	20/05/2024	2.64	1.5%	0.5
KTMS	07/05/2024	0.014	Baht	01/01/2023 - 31/12/2023	NP	24/05/2024	2.58	0.5%	0.5
MATI	07/05/2024	0.25	Baht	-	RE	23/05/2024	7.50	3.3%	1
MGT	07/05/2024	0.07	Baht	01/07/2023 - 31/12/2023	NP	20/05/2024	2.48	2.8%	0.5
NL	07/05/2024	0.12082	Baht	01/01/2023 - 31/12/2023	NP	21/05/2024	2.42	5.0%	1
NNCL	07/05/2024	0.06	Baht	01/01/2023 - 31/12/2023	NP	23/05/2024	1.99	3.0%	1
OCC	07/05/2024	0.07	Baht	-	RE	21/05/2024	13.00	0.5%	1
ORN	07/05/2024	0.05	Baht	01/01/2023 - 31/12/2023	NP	24/05/2024	1.31	3.8%	1
PRAKIT	07/05/2024	1	Baht	01/01/2023 - 31/12/2023	NP	23/05/2024	11.60	8.6%	1
PRAPAT	07/05/2024	25 : 1 Share	-	01/01/2023 - 31/12/2023	NP	27/05/2024	1.66	-	0.5
PRAPAT	07/05/2024	0.04	Baht	01/01/2023 - 31/12/2023	NP	27/05/2024	1.66	2.4%	0.5
PRM	07/05/2024	0.26	Baht	01/01/2023 - 31/12/2023	NP	24/05/2024	7.45	3.5%	1
S&J	07/05/2024	2.25	Baht	-	RE	21/05/2024	53.00	4.2%	1
SAFE	07/05/2024	0.15	Baht	01/10/2023 - 31/12/2023	NP	24/05/2024	20.60	0.7%	1
SALEE	07/05/2024	0.035	Baht	01/01/2023 - 31/12/2023	Both	27/05/2024	0.74	4.7%	0.25
SCN	07/05/2024	0.0124	Baht	01/01/2023 - 31/12/2023	NP	23/05/2024	1.13	1.1%	0.5
SELIC	07/05/2024	0.03273	Baht	01/01/2023 - 31/12/2023	NP	24/05/2024	2.42	1.4%	0.5
SITHAI	07/05/2024	0.04	Baht	-	RE	24/05/2024	1.19	3.4%	1
SM	07/05/2024	0.03	Baht	01/01/2023 - 31/12/2023	NP	27/05/2024	1.36	2.2%	0.5
SNNP	07/05/2024	0.25	Baht	01/07/2023 - 31/12/2023	NP	24/05/2024	16.30	1.5%	0.5
SPALI	07/05/2024	0.75	Baht	01/07/2023 - 31/12/2023	NP	21/05/2024	20.40	3.7%	1
SSP	07/05/2024	0.1	Baht	01/01/2023 - 31/12/2023	NP	24/05/2024	7.65	1.3%	1
SWC	07/05/2024	0.005555556	Baht	01/01/2023 - 31/12/2023	NP	24/05/2024	3.30	0.2%	0.5
SWC	07/05/2024	10 : 1 Share	-	01/01/2023 - 31/12/2023	NP	24/05/2024	3.30	-	0.5
TACC	07/05/2024	0.19	Baht	01/01/2023 - 31/12/2023	NP	20/05/2024	5.05	3.8%	0.25
TFMAMA	07/05/2024	2.17	Baht	01/07/2023 - 31/12/2023	Both	23/05/2024	214.00	1.0%	1
TPA	07/05/2024	0.25	Baht	-	RE	21/05/2024	4.30	5.8%	1
VENTURE19	07/05/2024	-	Baht	-	-	07/06/2024	-	-	-
VIBHA	07/05/2024	0.05	Baht	01/01/2023 - 31/12/2023	NP	27/05/2024	2.00	2.5%	0.1
AMARIN	08/05/2024	0.18	Baht	01/01/2023 - 31/12/2023	NP	24/05/2024	4.98	3.6%	1
AP	08/05/2024	0.7	Baht	01/01/2023 - 31/12/2023	NP	23/05/2024	10.20	6.9%	1
ARROW	08/05/2024	0.25	Baht	01/01/2023 - 31/12/2023	Both	23/05/2024	6.50	3.8%	1
AYUD	08/05/2024	1.67	Baht	01/01/2023 - 31/12/2023	NP	29/05/2024	36.50	4.6%	1
BAFS	08/05/2024	0.14	Baht	-	RE	23/05/2024	23.70	0.6%	1
CENTEL	08/05/2024	0.42	Baht	01/01/2023 - 31/12/2023	NP	27/05/2024	43.75	1.0%	1
EASTW	08/05/2024	0.05	Baht	01/07/2023 - 31/12/2023	NP	29/05/2024	3.54	1.4%	1
FE	08/05/2024	8.5	Baht	01/01/2023 - 31/12/2023	Both	23/05/2024	189.00	4.5%	10
FLOYD	08/05/2024	9 : 1 Share	-	01/01/2023 - 31/12/2023	Both	24/05/2024	1.24	-	0.5
FLOYD	08/05/2024	0.006172839	Baht	01/01/2023 - 31/12/2023	Both	24/05/2024	1.24	0.5%	0.5
ORI	08/05/2024	0.3	Baht	01/07/2023 - 31/12/2023	NP	23/05/2024	7.05	4.3%	0.5
PCSGH	08/05/2024	0.2	Baht	01/07/2023 - 31/12/2023	Both	24/05/2024	5.00	4.0%	1
PIN	08/05/2024	0.59	Baht	01/01/2023 - 31/12/2023	NP	24/05/2024	7.10	8.3%	1
PPM	08/05/2024	0.058	Baht	01/01/2023 - 31/12/2023	NP	24/05/2024	2.28	2.5%	0.5

Source: SET

Exhibit 23: Upcoming XD [6/6]

Symbol	X-Date	Dividend (per Share)	Unit	Operation Period	Source of Dividend	Payment Date	Price	Div Yield	Par
SAWAD	08/05/2024	10 : 1 Share	-	01/01/2023 - 31/12/2023	NP	23/05/2024	41.50	-	1
SAWAD	08/05/2024	0.0115	Baht	01/01/2023 - 31/12/2023	NP	23/05/2024	41.50	0.0%	1
SCAP	08/05/2024	0.0023	Baht	01/01/2023 - 31/12/2023	NP	23/05/2024	2.94	0.1%	1
SCAP	08/05/2024	50 : 1 Share	-	01/01/2023 - 31/12/2023	NP	23/05/2024	2.94	-	1
SHANG	08/05/2024	1	Baht	01/01/2023 - 31/12/2023	NP	24/05/2024	49.25	2.0%	10
TLI	08/05/2024	0.5	Baht	01/01/2023 - 31/12/2023	NP	-	9.30	5.4%	1
TOA	08/05/2024	0.35	Baht	01/07/2023 - 31/12/2023	NP	28/05/2024	20.80	1.7%	1
TRU	08/05/2024	0.2	Baht	01/01/2023 - 31/12/2023	Both	24/05/2024	3.42	5.8%	1
A5	09/05/2024	0.05	Baht	01/01/2023 - 31/12/2023	NP	20/05/2024	3.12	1.6%	0.5
AKR	09/05/2024	0.065	Baht	01/01/2023 - 31/12/2023	NP	24/05/2024	0.98	6.6%	0.8
ALLA	09/05/2024	0.12	Baht	01/01/2023 - 31/12/2023	NP	24/05/2024	1.88	6.4%	0.5
AMATA	09/05/2024	0.4	Baht	01/01/2023 - 31/12/2023	NP	24/05/2024	23.60	1.7%	1
AWC	09/05/2024	0.05	Baht	01/01/2023 - 31/12/2023	Both	24/05/2024	3.94	1.3%	1
CCP	09/05/2024	0.01	Baht	-	RE	29/05/2024	0.36	2.8%	0.25
FVC	09/05/2024	0.01	Baht	01/01/2023 - 31/12/2023	NP	30/05/2024	0.83	1.2%	0.5
GTB	09/05/2024	0.04	Baht	01/01/2023 - 31/12/2023	NP	29/05/2024	0.72	5.6%	0.25
HPT	09/05/2024	0.016	Baht	01/01/2023 - 31/12/2023	Both	23/05/2024	0.63	2.5%	0.25
KUMWEL	09/05/2024	0.05	Baht	01/01/2023 - 31/12/2023	NP	24/05/2024	1.76	2.8%	0.5
M	09/05/2024	1	Baht	01/01/2023 - 31/12/2023	NP	24/05/2024	36.00	2.8%	1
PG	09/05/2024	0.2	Baht	01/01/2023 - 31/12/2023	NP	21/05/2024	9.25	2.2%	1
SENX	09/05/2024	0.00829	Baht	01/01/2023 - 31/12/2023	NP	21/05/2024	0.57	1.5%	0.5
SJWD	09/05/2024	0.25	Baht	01/01/2023 - 31/12/2023	NP	27/05/2024	16.60	1.5%	0.5
SK	09/05/2024	0.05	Baht	01/01/2023 - 31/12/2023	NP	24/05/2024	0.83	6.0%	0.5
SMIT	09/05/2024	0.14	Baht	01/07/2023 - 31/12/2023	NP	24/05/2024	4.46	3.1%	1
SSSC	09/05/2024	0.222	Baht	01/01/2023 - 31/12/2023	NP	24/05/2024	3.08	7.2%	1
TBN	09/05/2024	0.14	Baht	01/07/2023 - 31/12/2023	NP	20/05/2024	11.70	1.2%	0.5
TOPP	09/05/2024	6.68	Baht	01/01/2023 - 31/12/2023	NP	29/05/2024	166.00	4.0%	10
TPAC	09/05/2024	0.45	Baht	01/01/2023 - 31/12/2023	NP	24/05/2024	15.50	2.9%	1
WHA	09/05/2024	0.117	Baht	01/01/2023 - 31/12/2023	NP	24/05/2024	4.82	2.4%	0.1
CHARAN	10/05/2024	1.25	Baht	01/01/2023 - 31/12/2023	NP	23/05/2024	23.50	5.3%	10
GABLE	10/05/2024	0.289	Baht	01/01/2023 - 31/12/2023	Both	28/05/2024	4.82	6.0%	1
ILM	10/05/2024	0.75	Baht	01/01/2023 - 31/12/2023	NP	23/05/2024	21.80	3.4%	5
KAMART	10/05/2024	5 : 1 Share	-	01/01/2023 - 31/12/2023	Both	24/05/2024	14.30	-	0.6
KAMART	10/05/2024	0.112	Baht	01/01/2023 - 31/12/2023	Both	24/05/2024	14.30	0.8%	0.6
NEW	10/05/2024	2.3	Baht	01/01/2023 - 31/12/2023	NP	24/05/2024	110.00	2.1%	10
SENA	10/05/2024	0.234214	Baht	01/01/2023 - 31/12/2023	NP	24/05/2024	2.80	8.4%	1
SIAM	10/05/2024	0.01	Baht	01/01/2023 - 31/12/2023	NP	27/05/2024	1.27	0.8%	1
UMI	10/05/2024	0.03	Baht	01/01/2023 - 31/12/2023	Both	28/05/2024	1.02	2.9%	1
PB	13/05/2024	1.14	Baht	-	RE	21/05/2024	67.25	1.7%	1
SMT	14/05/2024	0.07	Baht	-	RE	21/05/2024	2.84	2.5%	1
MSFT80X	15/05/2024	0.00997	Baht	-	-	11/04/2024	-	-	-
SBUX80X	16/05/2024	-	Baht	-	-	28/06/2024	-	-	-
TENCENT80	17/05/2024	-	Baht	-	-	26/06/2024	-	-	-

Source: SET

Exhibit 24: New securities

Derivative Warrants	Trade Date	Underlying	Issuer	DW Type	Market	Maturity Date	Exercise Price (Baht)
BAM13C2408B	22/03/2024	BAM	KGI	Call	SET	10/08/2024	12
BBL13P2408A	22/03/2024	BBL	KGI	Put	SET	10/08/2024	105
BCP13P2408A	22/03/2024	BCP	KGI	Put	SET	10/08/2024	32.25
BCP19C2408A	22/03/2024	BCP	YUANTA	Call	SET	08/08/2024	61.75
STA13P2408A	22/03/2024	STA	KGI	Put	SET	08/08/2024	12.6

Source: SET