

20 MARCH 2024

# SPOTLIGHT ON THAILAND

## Published Reports

- CP ALL (CPALL TB) - 1Q24 set to see continued growth in all three units; Maintain BUY TP THB77.00
- R&B FOOD SUPPLY (RBF TB) - Hope for a new customer in Russia; Upgrade to BUY TP THB13.00

## Economics

- State revenue collection falls short of target
- Agency upbeat on long-haul arrivals
- More baht depreciation
- Japan ends negative rate policy

## Corporate News

- IEAT signs land sale to boost southern economy
- CPN readies new Nakhon Pathom mall
- Carabao Group takes dim view of alcohol control bill
- Innopower to invest in EV factory

Indices	Index as of 19-Mar-24	Change -1D (%)	Change YTD (%)	Net Foreign YTD (USD m)
Thailand SET	1,382	(0.3)	(2.4)	(1,414)
China SHCOMP	3,063	(0.7)	3.0	
Hong Kong HSI	16,529	(1.2)	(3.0)	
India SENSEX	72,012	(1.0)	(0.3)	1,702
Indonesia JCI	7,337	0.5	0.9	1,729
Korea KOSPI	2,656	(1.1)	0.0	7,872
MY FBMKLCI	1,545	(0.6)	6.2	
PH PCOMP	6,848	(0.1)	6.2	195
SG FSSTI	3,174	0.0	(2.1)	
Taiwan TWSE	19,857	(0.1)	10.7	6,921
VN VNINDEX	1,242	(0.1)	10.0	(174)
MSCI Emerging	1,028	(1.0)	0.4	
Nikkei 225	40,004	0.7	19.5	
FTSE 100	7,738	0.2	0.1	
CAC 40	8,201	0.6	8.7	
DAX	17,987	0.3	7.4	
Dow Jones	39,111	0.8	3.8	
Nasdaq	16,167	0.4	7.7	
S&P 500	5,179	0.6	8.6	
Brent	87.38	0.6	13.4	
Dubai	86.21	0.6	12.7	
WTI	83.47	(0.4)	16.1	
GOLD	2,157.59	0.0	4.6	
Trade data	Buy	Sell	Net	Share (%)
(THB m)	(THB m)	(THB m)	(THB m)	(THB m)
Foreign	18,002	36,803	(18,802)	51
Retail	29,362	11,424	17,938	38
Prop Trade	2,301	2,255	46	4
Local Institution	4,396	3,578	818	7
Total Trade	54,060	54,060	0	100
Rates	Last close	1M ago	End last yr	1yr ago
	19/03/2024	19/02/2024	29/12/2023	20/03/2023
THB/USD	36.09	36.02	34.14	34.11
Inflation *	(0.77)	(1.11)	(0.83)	3.79
MLR **	7.12	7.12	7.12	6.43
1Y Fixed *	1.65	1.65	1.65	1.14
Govt bond 10Y	2.55	2.55	2.68	2.46
Commodity	Last close	1M ago	End last yr	1yr ago
(USD/bbl)	19/03/2024	19/02/2024	29/12/2023	17/03/2023
Brent	87.38	83.56	77.04	72.97
Dubai	86.21	83.01	76.51	73.98
WTI	83.47	78.18	71.65	67.64
Gold	2,158	2,024	2,063	1,979
Baltic Dry	2,419	1,632	2,094	1,542
(USD/ton)	15-Mar-24	08-Mar-24	25-Dec-20	17-Mar-23
Coal	133.58	138.06	84.45	179.87
% change	(3.2)	10.2	58.2	(25.7)

\* chg y-y% last at end of most recent month end; \*\* Avg of 4 major banks;

Sources: Bloomberg, except coal from BANPU

### FSSIA Thailand Research

Jitra Amornthum, Head of Research  
 Songklod Wongchai, Strategy | +66 2646 9970 | songklod.won@fssia.com  
 Veeravat Virochpoka, Strategy | +66 2646 9965 | veeravat.v@fssia.com  
 Usanee Liuruti, Banks & Finance | +66 2646 9967 | usanee.l@fssia.com  
 Sureeporn Teewasuwet, Foods & Beverage | +66 2646 9972 | sureeporn.t@fssia.com  
 Thanyatorn Songwutti, Property | +66 2646 9963 | thanyatorn.s@fssia.com  
 Teerapol Udomvej, Healthcare, Tourism & Aviation | +66 2646 9969 | teerapol.u@fssia.com  
 Thada Jiracharoenyng, RA | +66 2646 9964 | thada.j@fssia.com  
 Maeta Cherdasatirakul, RA | +66 2646 9971 | maeta.c@fssia.com  
 Manida Sithiseree | +66 2611 3590/91 | manida.s@fnsyus.com  
 Chaiyon Rerkkriengkrai | +66 2611 3592/93 | chaiyon.r@fnsyus.com  
 Napaporn Klongvanitchakij | +66 2611 3582/83 | napaporn.k@fnsyus.com  
 Rattana Detphattharakoson | +66 2611 3580/71 | rattana.d@fnsyus.com  
 Siriluk Kiattkosolkul | +66 2611 3584/85 | siriluk.k@fnsyus.com

### Thailand Equity Sales:

### Thailand Equity Trading:

THIS UNEDITED REPORT IS PREPARED UNDER TIME CONSTRAINT BY FSS INTERNATIONAL INVESTMENT ADVISORY SECURITIES CO., LTD. (FSSIA). ALL VIEWS EXPRESSED IN THIS REPORT ACCURATELY REFLECT THE PERSONAL VIEW OF THE ANALYST(S) WITH REGARD TO ANY AND ALL OF THE SUBJECT SECURITIES, COMPANIES OR ISSUERS MENTIONED IN THIS REPORT; AND (II) NO PART OF THE COMPENSATION OF THE ANALYST(S) WAS, IS, OR WILL BE, DIRECTLY OR INDIRECTLY, RELATED TO THE SPECIFIC RECOMMENDATIONS OR VIEWS EXPRESSED HEREIN. The information herein has been obtained from sources believed to be reliable and accurate; however FSSIA makes no representation as to the accuracy and completeness of such information. Information and opinions expressed herein are subject to change without notice. FSSIA has no intention to solicit investors to buy or sell any security in this report.

## Published Reports

### CP ALL (CPALL TB) - 1Q24 set to see continued growth in all three units; Maintain BUY TP THB77.00

#### Targeting continued growth in 2024

The analyst meeting ended on a slightly bullish note. The SSSG remained positive. The high gross margin extended due to a change in the product mix, with higher ready-to-eat (RTE) and lower low-margin cigarettes. Management sets its 2024 SSSG target at 3-5%, in line with GDP growth and inflation forecasts, and aims for a higher CVS gross margin of 0.2% y-y.

#### 2024 strategy: Branch expansion and improvement, O2O, and F&B product development

CPALL plans to improve outlets to make them more appealing to target customers through three new concepts. First is Convenience Food by increasing premium products and focusing more on RTE, such as All select premium coffee at All café. Second is Convenience Mart, focusing on dried and frozen food and larger pack sizes. Third is Convenience HBW (ALLife), which emphasizes health-and-beauty-related personal and healthcare products. Also, CPALL has other initiatives, such as a 7-Community format with a car park and rented shops on site, All select premium coffee, co-branded RTE with renowned chefs, Japanese and Korean RTE menu expansion, and 7-Eleven exclusive.

#### Raise our profit estimate by 1-5% to reflect above-estimate 2023

We have increased our 2024-26E core profit by 1-5% to factor in the higher-than-expected 2023 brought on by an above-estimate gross margin from CVS. Our 2024-26E core profit implies growth of 16%, 17%, and 13%, respectively. In 1Q24, we anticipate a y-y growth, supported by continued positive SSSG in all three units, with an expected 3-4% from CVS and 4-5% from wholesale and retail.

#### Retain BUY call at our TP of THB77

We maintain our BUY rating at our TP of THB77. In the short term, we expect an extended growth in 2024, in line with tourism and domestic consumption recoveries and O2O growth. We project a three-year average core profit growth of 15% CAGR for 2024-26. Additionally, CPALL trades at an attractive valuation of 24x 2024E P/E, its five-year historical average -2SD.

#### Exhibit 1: 4Q23 results summary and 2024 forecast

Year to Dec 31	4Q22 (THB m)	1Q23 (THB m)	2Q23 (THB m)	3Q23 (THB m)	4Q23 (THB m)	Change		2023 (THB m)	2024E (THB m)	Change
						(q-q%)	(y-y%)			(y-y%)
<b>Revenue</b>	<b>218,863</b>	<b>215,895</b>	<b>225,603</b>	<b>220,051</b>	<b>233,732</b>	<b>6</b>	<b>7</b>	<b>895,281</b>	<b>949,172</b>	<b>6</b>
COGS	(171,615)	(168,983)	(176,041)	(172,085)	(181,901)	6	6	(699,010)	(740,991)	6
<b>Gross profit</b>	<b>47,248</b>	<b>46,913</b>	<b>49,561</b>	<b>47,966</b>	<b>51,831</b>	<b>8</b>	<b>10</b>	<b>196,271</b>	<b>208,181</b>	<b>6</b>
Other income	6,548	6,125	6,399	6,215	6,821	10	4	25,560	27,967	9
Operating costs	(44,398)	(43,178)	(45,867)	(44,486)	(46,381)	4	4	(179,912)	(190,196)	6
<b>Operating profit</b>	<b>9,397</b>	<b>9,859</b>	<b>10,094</b>	<b>9,695</b>	<b>12,272</b>	<b>27</b>	<b>31</b>	<b>41,920</b>	<b>45,951</b>	<b>10</b>
FX gain (loss)	231	352	(51)	161	(116)	(172)	(150)	346	0	(100)
Interest expense	(4,747)	(4,408)	(4,145)	(3,995)	(4,010)	0	(16)	(16,558)	(16,185)	(2)
<b>Profit before tax</b>	<b>4,651</b>	<b>5,451</b>	<b>5,949</b>	<b>5,700</b>	<b>8,262</b>	<b>45</b>	<b>78</b>	<b>25,362</b>	<b>29,766</b>	<b>17</b>
Tax	(996)	(1,043)	(1,073)	(970)	(1,517)	56	52	(4,602)	(5,401)	17
Equity income	175	193	201	185	168	(9)	(4)	746	826	11
Minority interests	(923)	(831)	(588)	(651)	(1,300)	100	41	(3,370)	(4,155)	23
Non-recurring items	231	352	(51)	161	(116)	(172)	(150)	346	0	(100)
Reported net profit	3,138	4,123	4,438	4,424	5,497	24	75	18,482	21,037	14
<b>Recurring net profit</b>	<b>2,907</b>	<b>3,771</b>	<b>4,490</b>	<b>4,264</b>	<b>5,612</b>	<b>32</b>	<b>93</b>	<b>18,136</b>	<b>21,037</b>	<b>16</b>
EPS (THB)	0.35	0.46	0.49	0.49	0.61	24	75	2.06	2.34	2
<b>Recurring EPS (THB)</b>	<b>0.32</b>	<b>0.42</b>	<b>0.50</b>	<b>0.47</b>	<b>0.62</b>	<b>32</b>	<b>93</b>	<b>2.02</b>	<b>2.34</b>	<b>13</b>
<b>Key Ratios (%)</b>	<b>(%)</b>	<b>(%)</b>	<b>(%)</b>	<b>(%)</b>	<b>(%)</b>	<b>(ppt)</b>	<b>(ppt)</b>	<b>(%)</b>	<b>(%)</b>	<b>(ppt)</b>
Gross margin-overall	21.6	21.7	22.0	21.8	22.2	0.4	0.6	21.9	21.9	0.0
Gross margin-CVS	27.6	27.9	28.4	27.9	28.7	0.7	1.0	28.2	28.4	0.2
Operating margin	4.3	4.6	4.5	4.4	5.3	0.8	1.0	4.7	4.8	0.2
Recurring net margin	1.3	1.7	2.0	1.9	2.4	0.5	1.1	2.0	2.2	0.2
SG&A / Sales	20.3	20.0	20.3	20.2	19.8	(0.4)	(0.4)	20.1	20.0	(0.1)
<b>Operating statistics</b>						<b>(q-q%)</b>	<b>(y-y%)</b>			<b>(y-y%)</b>
Expansion (no.)	178	209	168	176	154	(13)	(13)	707	700	(1)
Outstanding store (no.)	13,838	14,047	14,215	14,391	14,545	1.1	5.1	14,545	15,245	5
Average daily sales/store (THB)	76,659	78,735	83,558	79,308	79,308	0.0	3.5	80,837	n/a	
Spending per ticker (THB)	84	84	84	82	83	1.2	(1.2)	83	n/a	
Daily customer/store (no.)	916	941	995	959	959	0.0	4.7	965	n/a	
SSSG CVS (%)	14.5	8.0	7.9	3.5	3.6			5.5	3.0	
SSSG - MAKRO (%)	9.6	10.9	6.0	3.2	1.7			5.3	3.0	
SSSG - Lotus's TH (%)	2.4	0.8	(0.9)	2.5	5.8			2.1	3.0	
SSSG - Lotus's ML (%)	(2.4)	(0.9)	(12.2)	0.6	3.6			(2.5)	3.0	

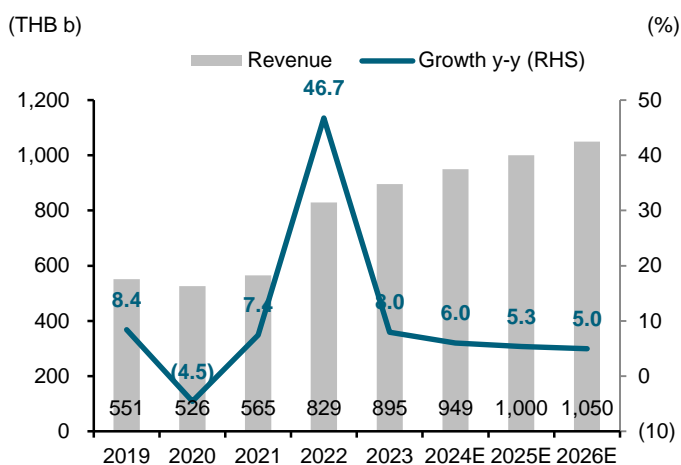
Sources: CPALL; FSSIA estimates

Exhibit 2: Revised up a core profit 2024-26E by 1-5% to factor in the higher-than-expected 2023 earnings

	Actual	Current				Previous			Change		
	2023A	2024E	2025E	2026E	2024E	2025E	2026E	2024E	2025E	2026E	
Revenues (THB m)	895,281	949,172	999,896	1,049,860	957,661	1,025,491	1,097,047	(0.9)	(2.5)	(4.3)	
SSSG CVS (%)	5.5	3.0	3.0	3.0	5.0	5.0	5.0	(2.0)	(2.0)	(2.0)	
SSSG MAKRO (%)	6.0	3.0	3.0	3.0	3.0	3.0	3.0	0.0	0.0	0.0	
SSSG Lotus-TH (%)	1.0	3.0	3.0	3.0	3.0	3.0	3.0	0.0	0.0	0.0	
SSSG Lotus-ML (%)	0.0	3.0	3.0	3.0	1.0	3.0	3.0	2.0	0.0	0.0	
CVS Gross margin (%)	28.2	28.4	28.6	28.7	28.2	28.4	28.3	0.3	0.2	0.3	
Consolidated GPM (%)	21.9	21.9	22.2	22.4	21.8	22.1	22.2	0.1	0.1	0.2	
No. of new stores	707	700	700	700	700	700	700	0	0	0	
SG&A to sales (%)	20.1	20.0	20.0	20.0	20.1	20.1	20.1	(0.1)	(0.1)	(0.1)	
Core profit (THB m)	18,136	21,037	24,588	27,795	20,089	24,313	27,214	4.7	1.1	2.1	

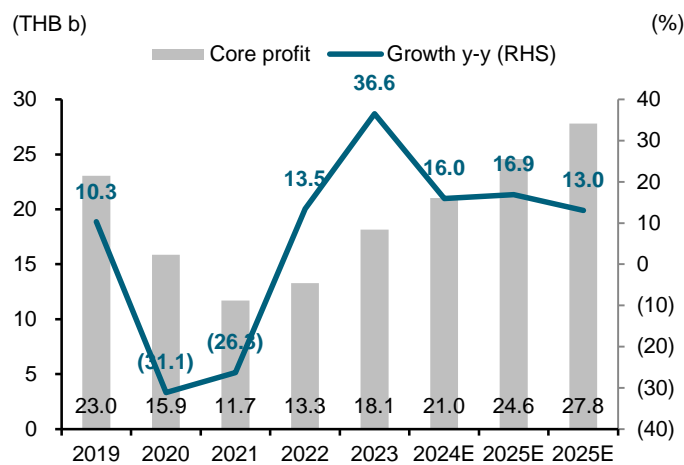
Sources: CPALL; FSSIA estimates

Exhibit 3: Revenue and growth



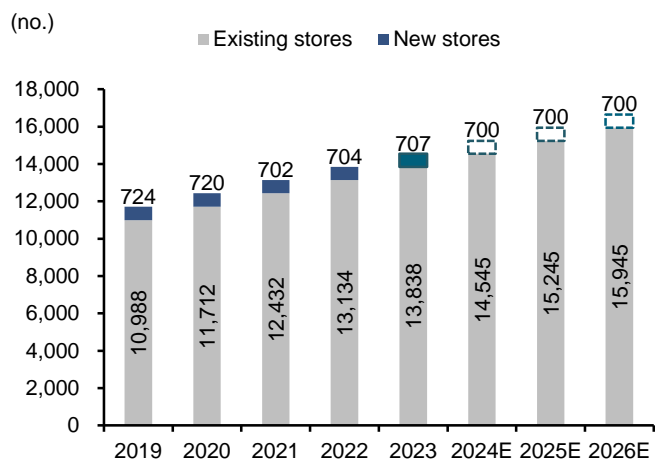
Sources: CPALL; FSSIA estimates

Exhibit 4: Core profit and growth



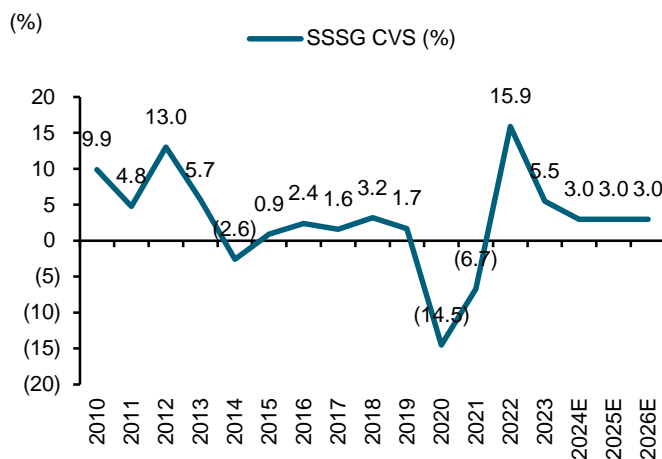
Sources: CPALL; FSSIA estimates

Exhibit 5: Store expansion



Sources: CPALL; FSSIA estimates

Exhibit 6: SSSG of CVS



Sources: CPALL; FSSIA estimates

## R&B FOOD SUPPLY (RBF TB) - Hope for a new customer in Russia; Upgrade to BUY TP THB13.00

### Slightly positive view from analyst meeting

We have a slightly positive view from RBF's analyst meeting. However, we expect an unexciting 1Q24 net profit trend, slightly growing q-q and y-y to THB160m-170m. This would mainly come from 1) higher domestic revenue in line with seasonality and a new beverage product named 'Hello Boy'; and 2) we expect overseas revenue to grow y-y, with slight q-q growth. Management targets high single-digit profit growth for 2024 in Thailand, while the overseas targets are higher at +17-20%, led by India at +40%, Indonesia at +20%, and Vietnam at +15-18%. The growth target for China is modest due to the country's economic challenges.

### Management shared a new exciting story for 2H24

RBF has an exciting story for 2H24. The company is currently allowing 'Vkusno & tochka' – previously McDonald's in Russia, which was sold and rebranded in 2022 – to sample its food coating products. Due to the conflict in Europe, Russia is seeking new suppliers, and RBF is sending products from its Vietnam plant to Russia, benefiting from a tax advantage. Management has not disclosed the revenue targets for Russia, pending customer feedback. Currently, the Vietnam plant operates at a 50% utilization rate, generating approximately THB200m in revenue per year. If full production capacity is achieved, additional revenue of THB200m may be generated, representing c4% of total revenue.

### Expect net profit to recover in 1Q24-2Q24

We have a more positive outlook as the company has passed its low profit point in 4Q23, in our view, and we expect its profit to rebound in 1Q24-2Q24. However, a return to quarterly profits of THB200m may not occur in 1H24 as China is expected to recover slowly. Currently, we expect to see a recovery to that level in 2H24, which may be reliant on the success of Hello Boy and the potential new customer in Russia.

### Upgrade to BUY with a wider upside

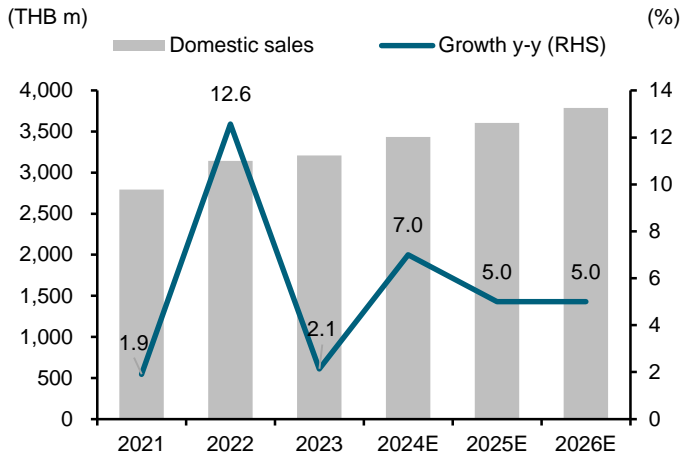
We maintain our 2024 net profit forecast of THB837m (+29% y-y). Our target price is THB13, based on the same 32x 2024E P/E. RBF's share price has fallen by 21% YTD. Our TP has a wider upside of 12%. Hence, we upgrade our recommendation to BUY from Hold.

### Exhibit 7: Key assumptions for RBF

	Actual	Current			Growth		
	2023 (THB m)	2024E (THB m)	2025E (THB m)	2026E (THB m)	2024E (%)	2025E (%)	2026E (%)
Total revenue (THB m)	4,421	5,009	5,621	6,225	13.3	12.2	10.7
Costs	2,760	3,045	3,362	3,716	10.3	10.4	10.5
Gross profit	1,661	1,964	2,260	2,509	18.2	15.1	11.0
SG&A expenses	842	927	1,040	1,152	10.0	12.2	10.7
Interest expense	11	12	15	17	9.3	22.4	18.3
Tax expense	157	198	245	287	25.7	24.0	17.2
Reported net profit	649	837	974	1,074	29.0	16.4	10.3
Core profit	666	837	974	1,074	25.7	16.4	10.3
<b>Key ratios (%)</b>							
Total revenue growth	11.6	13.3	12.2	10.7			
Net profit growth	34.6	29.0	16.4	10.3			
Core profit growth	45.0	25.7	16.4	10.3			
Gross margin	37.6	39.2	40.2	40.3	1.6	1.0	0.1
SG&A to sales	19.0	18.5	18.5	18.5	(0.5)	0.0	0.0
Net margin	14.7	16.7	17.3	17.3	2.0	0.6	(0.1)
Core margin	15.1	16.7	17.3	17.3	1.7	0.6	(0.1)
<b>Operating statistics (THB m)</b>							
Domestic revenue	3,211	3,435	3,607	3,788	7.0	5.0	5.0
Overseas revenue	1,210	1,573	2,014	2,437	30.0	28.0	21.0
Domestic revenue proportion (%)	72.6	68.6	64.2	60.8	(4.0)	(4.4)	(3.3)
Overseas revenue proportion (%)	27.4	31.4	35.8	39.2	4.0	4.4	3.3

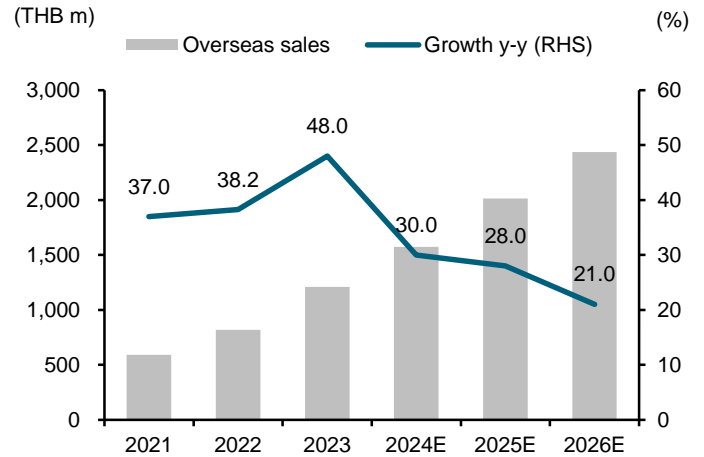
Source: FSSIA estimates

**Exhibit 8: Yearly domestic revenue and growth**



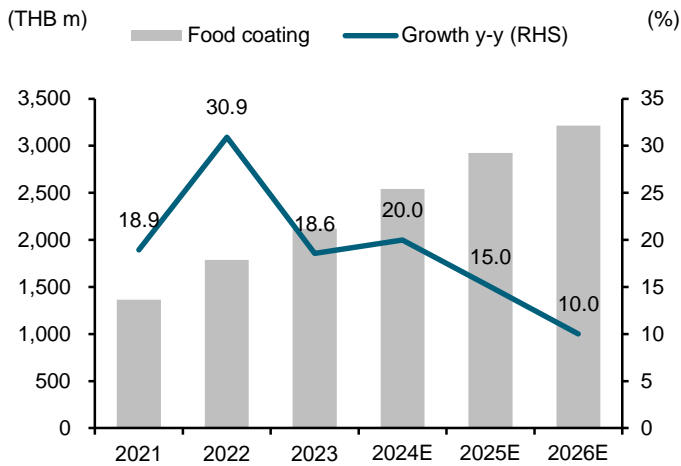
Sources: RBF, FSSIA estimates

**Exhibit 9: Yearly overseas revenue and growth**



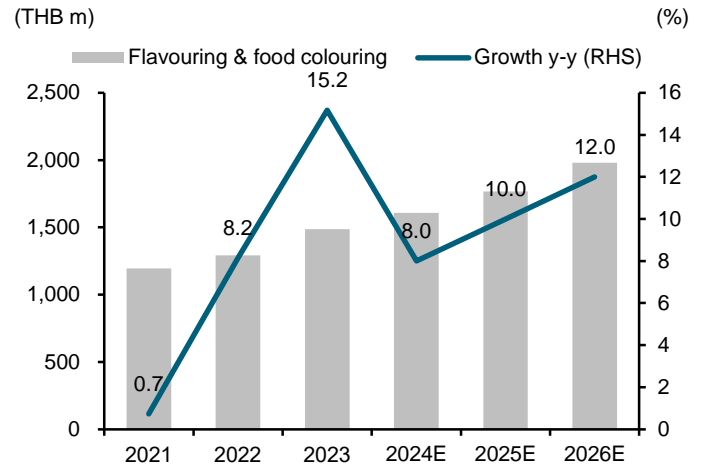
Sources: RBF, FSSIA estimates

**Exhibit 10: Revenue from food coating and growth**



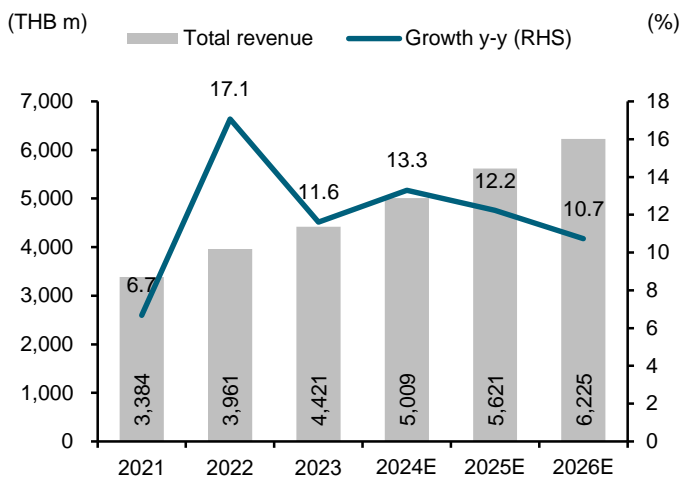
Sources: RBF, FSSIA estimates

**Exhibit 11: Revenue from flavouring & food colouring**



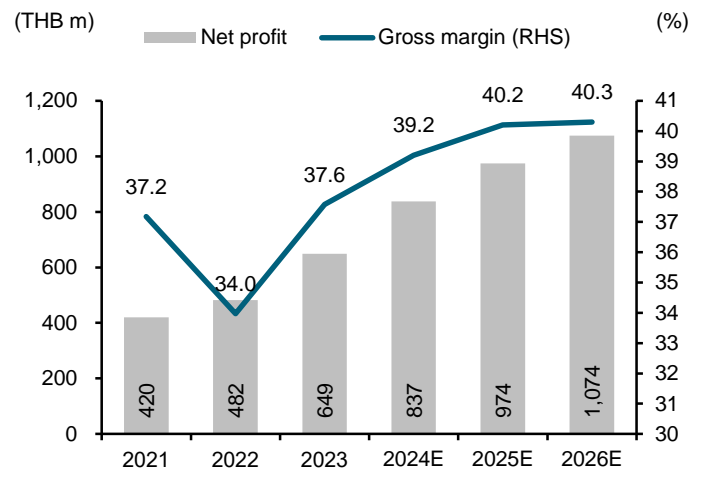
Sources: RBF, FSSIA estimates

**Exhibit 12: Total revenue and growth**



Sources: RBF, FSSIA estimates

**Exhibit 13: Net profit and gross margin**



Sources: RBF, FSSIA estimates

## Economic news

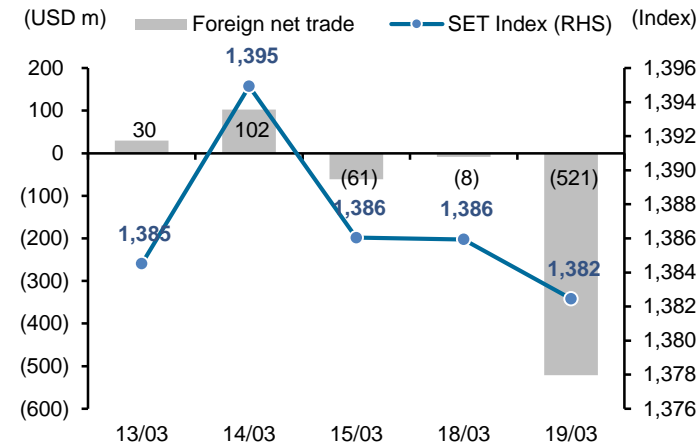
- [State revenue collection falls short of target](#) BANGKOK POST: Government revenue collection has missed the target, signalling an economic slowdown, largely attributed to diminished purchasing power caused by high interest rates, says permanent finance secretary Lavaron Sangsnit. Higher interest rates have affected people's purchasing ability, particularly those looking to buy cars or homes, Mr Lavaron said. While demand exists, people's ability to make monthly loan repayments diminished because of elevated interest rates, he said.
- [Agency upbeat on long-haul arrivals](#) BANGKOK POST: The Tourism Authority of Thailand (TAT) expects at least 1.5 million tourists from North and South America this year, the same level recorded in 2019, with an increase in tourism receipts by combining the Easter holiday with the Songkran celebration in April. Siripakorn Cheawsamoot, TAT deputy governor for Europe, Africa, the Middle East and the Americas, said this year travel demand from the Americas has been robust.
- [More baht depreciation](#) BANGKOK POST: The baht is expected to slide further after falling below 36 to the US dollar on Tuesday as the Bank of Japan opted to hike the interest rate for the first time in 17 years, which failed to help Asian currencies. The market expects the Federal Reserve to keep US rates unchanged on Thursday, which could strengthen the dollar, said Kasikorn Research Center (K-Research).
- [Japan ends negative rate policy](#) BANGKOK POST: TOKYO - The Bank of Japan (BOJ) on Tuesday decided to end its negative interest rate policy, marking a landmark shift away from its huge stimulus programme. It was Japan's first interest rate hike since 2007. Under its negative interest rate policy, the BOJ had applied a 0.1% charge to a small pool of financial institutions' excess reserves parked with the central bank. The policy had been in place since 2016.

## Corporate news

- [IEAT signs land sale to boost southern economy](#) BANGKOK POST: The Industrial Estate Authority of Thailand (IEAT) expects its latest land sale to a lightweight brick manufacturer to serve growing brick demand and support the government's plan to help the economy in the southern region. The land, spanning 35 rai in the Southern Region Industrial Estate, was sold to Quality Construction Products Plc (Q-Con), which signed a purchase agreement on March 18.
- [CPN readies new Nakhon Pathom mall](#) BANGKOK POST: Central Pattana Plc (CPN) plans to open its 42nd shopping centre dubbed Central Nakhon Pathom on March 30. The new mall is located in the heart of the city and connects the lifestyles of residents and nearby areas under the concept of a "New Chapter of Happiness", said the company.
- [Carabao Group takes dim view of alcohol control bill](#) BANGKOK POST: Carabao Group views the new alcohol control bill, which features more stringent regulations for ads, as potentially hampering new players in the alcoholic beverage market. The beer market in Thailand may be flat this year because of decreased consumer purchasing power since the pandemic, said Sathien Sathientham, chief executive of Carabao Group.
- [Innopower to invest in EV factory](#) BANGKOK POST: Innopower Co, an energy developer under the state-run Electricity Generating Authority of Thailand (Egat), is planning to become an electric vehicle (EV) assembler, aiming to catch a trend. The company expects to invest in an EV factory with a budget estimated at 500 million baht, said chief executive Athip Tantivorawong. Investment is scheduled to be concluded by the second quarter this year, he said.

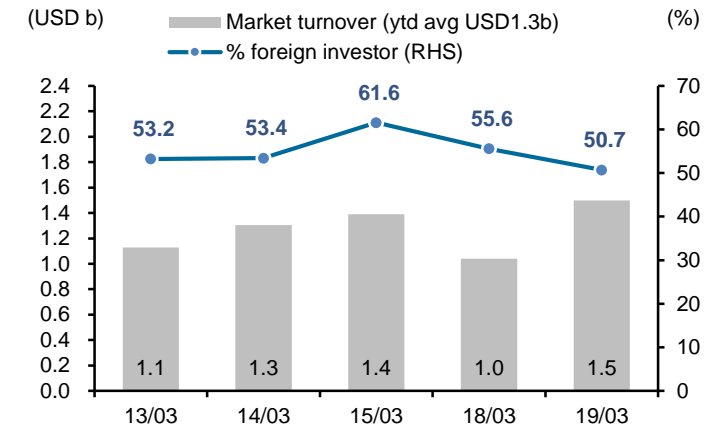


Exhibit 14: Foreign fund flow and SET Index



Source: Bloomberg

Exhibit 15: Foreign participation



Source: Bloomberg

Exhibit 16: Index performance

	SET Index		Index performance (% change)									
	Index	(%chg)	Energy	Bank	Comu	Commerce	Food	Property	Construct	Transport	Petrochem	
<b>% of SET Index</b>			21%	11%	9%	10%	5%	6%	3%	8%	2%	
Current	1,382.46	(0.3)	0.2	0.4	0.2	(0.3)	(0.2)	(0.3)	(0.9)	(1.0)	(0.6)	
-5D	1,379.63	0.2	1.5	1.2	(0.3)	(0.1)	(0.3)	(0.4)	(1.0)	(0.2)	2.8	
-1M	1,381.07	0.1	(1.2)	2.4	2.8	0.2	(0.4)	(1.1)	(1.1)	2.1	4.3	
-3M	1,400.37	(1.3)	(1.2)	(0.2)	3.9	2.6	(1.9)	(1.4)	(6.7)	5.7	(5.7)	
-6M	1,507.90	(8.3)	(3.2)	(5.8)	(4.9)	(8.1)	(7.4)	(6.1)	(9.6)	(7.3)	3.5	
-1Y	1,555.45	(11.1)	(6.0)	2.0	(6.3)	(14.2)	(12.0)	(12.4)	(17.5)	(9.1)	(18.7)	
WTD	1,386.04	(0.3)	(0.4)	0.7	0.8	(0.1)	(0.2)	(0.1)	(1.5)	(1.9)	(2.0)	
MTD	1,370.67	0.9	1.9	0.5	3.7	(0.4)	(1.6)	(0.8)	(0.1)	2.0	3.4	
QTD	1,415.85	(2.4)	(1.2)	(2.8)	3.4	1.0	(5.1)	(4.0)	(9.0)	4.8	(2.8)	
End of last year	1,415.85	(2.4)	(1.2)	(2.8)	3.4	1.0	(5.1)	(4.0)	(9.0)	4.8	(2.8)	

Source: Bloomberg

Exhibit 17: Trade by investor types

	SET Index		Exchange rate (USD:THB)	SET Index		Equity trading / Net position				Bond Net foreign (USD m)
	Index	Change (y-y%)		Average daily turnover (THB m)	Average daily turnover (USD m)	Foreign (USD m)	Retail (USD m)	PropTrade (USD m)	Local Inst (USD m)	
2019	1,579.84	1.0	31.06	52,468	1,689	(1,496)	(662)	477	1,681	(502)
2020	1,449.35	(8.3)	31.29	67,335	2,152	(8,287)	6,873	459	953	(1,005)
2021	1,657.62	14.4	32.00	88,443	2,764	(1,632)	3,630	435	(2,330)	6,550
2022	1,668.66	15.1	34.78	53,589	1,541	5,362	(656)	56	(4,758)	4,111
2023	1,415.85	(15.2)	34.81	51,072	1,467	(5,507)	3,348	(146)	2,305	318
<b>2024YTD</b>	<b>1,382.46</b>	<b>(2.4)</b>	<b>35.56</b>	<b>44,494</b>	<b>1,251</b>	<b>(5,507)</b>	<b>3,348</b>	<b>(146)</b>	<b>2,305</b>	<b>319</b>
1Q23	1,609.17	(5.1)	33.92	63,300	1,866	(1,646)	1,594	(83)	136	612
2Q23	1,503.10	(4.2)	34.48	47,432	1,376	(1,461)	593	(120)	987	(178)
3Q23	1,471.43	(7.4)	35.17	49,809	1,416	(1,420)	825	261	333	(716)
4Q23	1,415.85	(15.2)	35.64	42,734	1,199	(981)	336	(204)	849	601
1Q24	1,382.46	(14.1)	35.59	49,828	1,400	(2,164)	1,602	(84)	(104)	(1,066)
Jul-23	1,556.06	(1.3)	34.61	44,682	1,291	(361)	100	81	181	958
Aug-23	1,565.94	(4.5)	35.04	56,846	1,622	(443)	48	114	280	(1,057)
Sep-23	1,471.43	(7.4)	35.85	47,900	1,336	(616)	677	66	(128)	(618)
Oct-23	1,381.83	(14.1)	36.51	45,582	1,249	(431)	254	(134)	312	458
Nov-23	1,380.18	(15.6)	35.47	44,524	1,255	(548)	300	10	238	474
Dec-23	1,415.85	(15.2)	34.95	38,095	1,090	(2)	(218)	(80)	299	(331)
Jan-24	1,364.52	(18.4)	35.20	62,067	1,763	(562)	888	25	(42)	(112)
Feb-24	1,382.46	(14.8)	35.85	44,920	1,253	(1,105)	157	(62)	(178)	(429)
Mar-24	1,382.46	(14.1)	35.72	42,496	1,190	(498)	557	(48)	116	(525)
<b>2024YTD</b>	<b>1,382.46</b>	<b>(2.4)</b>	<b>35.56</b>	<b>44,494</b>	<b>1,251</b>	<b>(6,202)</b>	<b>1,602</b>	<b>(84)</b>	<b>(104)</b>	<b>(1,066)</b>
13/3/2024	1,384.51		35.73	40,297	1,128	30	(15)	2	(17)	(12)
14/3/2024	1,394.93		35.62	46,462	1,304	102	(72)	(18)	(13)	(92)
15/3/2024	1,386.04		35.78	49,752	1,391	(61)	51	12	(3)	(104)
18/3/2024	1,385.94		35.98	37,383	1,039	(8)	(14)	2	21	(167)
19/3/2024	1,382.46		36.09	54,060	1,498	(521)	497	1	23	(114)

Source: Bloomberg

## Exhibit 18: Upcoming events

Date Time	Event		Survey	Actual	Prior	Revised
03/18/2024 03:24	Car Sales	Feb	--	--	54814	54587
03/22/2024 03:30	Gross International Reserves	Mar-15	--	--	\$225.4b	--
03/22/2024 03:30	Forward Contracts	Mar-15	--	--	\$29.4b	--
03/24/2024 03:29	Customs Imports YoY	Feb	--	--	2.60%	--
03/24/2024 03:29	Customs Exports YoY	Feb	--	--	10.00%	--
03/24/2024 03:29	Customs Trade Balance	Feb	--	--	-\$2800m	-\$2758m
03/25/2024 03:30	Mfg Production Index ISIC NSA YoY	Feb	--	--	-2.94%	--
03/25/2024 03:30	Capacity Utilization ISIC	Feb	--	--	59.43	--
03/29/2024 03:00	BoP Current Account Balance	Feb	--	--	-\$200m	-\$191m
03/29/2024 03:30	BoP Overall Balance	Feb	--	--	\$842m	--
03/29/2024 03:30	Exports	Feb	--	--	\$22012m	--
03/29/2024 03:30	Imports	Feb	--	--	\$23112m	--
03/29/2024 03:30	Exports YoY	Feb	--	--	7.20%	--
03/29/2024 03:30	Imports YoY	Feb	--	--	1.50%	--
03/29/2024 03:30	Trade Balance	Feb	--	--	-\$1100m	--
03/31/2024 20:30	S&P Global Thailand PMI Mfg	Mar	--	--	45.3	--
04/01/2024 03:30	Business Sentiment Index	Mar	--	--	48.8	--
04/04/2024 23:30	CPI Core YoY	Mar	--	--	0.43%	--
04/04/2024 23:30	CPI NSA MoM	Mar	--	--	0.22%	--
04/04/2024 23:30	CPI YoY	Mar	--	--	-0.77%	--
04/08/2024 04:17	Consumer Confidence Economic	Mar	--	--	57.7	--
04/08/2024 04:17	Consumer Confidence	Mar	--	--	63.8	--
04/10/2024 03:05	BoT Benchmark Interest Rate	Apr-10	--	--	2.50%	--

Source: Bloomberg

## Exhibit 19: Upcoming XR

Symbol	X-Date	Announce Date	Rights for	Subscription Price	Unit	Subscription Ratio (Holding:New)	Subscription Period	Allotted Shares (Shares)
PRG	22/3/2024	11/3/2024	Warrants	-	Baht	20 : 1	-	34723216
BWG	25/3/2024	12/3/2024	Warrants	-	Baht	6 : 1	-	900199539
RML	10/4/2024	12/2/2024	Common	0.42	Baht	9.38 : 1	-	714285715
MITSIB	22/4/2024	27/2/2024	Common	0.7	Baht	1 : 1	-	787892023
MTW	22/4/2024	23/2/2024	Warrants	-	Baht	2 : 1	-	337000000
NER	22/4/2024	29/2/2024	Warrants	-	Baht	6 : 1	-	307964958
BC	30/4/2024	27/2/2024	Warrants	-	Baht	10 : 1	-	57048574
TFG	30/4/2024	21/2/2024	Warrants	-	Baht	10 : 1	-	581081852
WIJK	2/5/2024	23/2/2024	Warrants	-	Baht	3 : 1	-	279227687
CGH	3/5/2024	15/3/2024	Common	1	Baht	10 : 1	-	400554748
CGH	3/5/2024	15/3/2024	Warrants	-	Baht	3 : 2	-	267036498
INET	3/5/2024	28/2/2024	Warrants	-	Baht	5 : 1	-	100193441
AJ	8/5/2024	28/2/2024	Common	5.869	Baht	5.1765 : 1	05/06/2024 - 11/06/2024	85000000
ACC	10/5/2024	11/3/2024	Warrants	-	Baht	3 : 1	-	447685208
INSURE	20/5/2024	13/3/2024	Common	105	Baht	10 : 2	10/06/2024 - 14/06/2024	2000000
CHASE	23/5/2024	28/2/2024	Warrants	-	Baht	10 : 1	-	198544180
K	5/6/2024	27/2/2024	Warrants	-	Baht	14 : 1	-	39961206

Source: SET



## Exhibit 20: Management trading

Company	Management	Securities	Transaction	Shares	Price (THB)	Action	Value (THBm)
Bangkok Life Assurance (BLA)	Chone Sophonpanich	Common Shares	3/15/2024	75,000	-	Transfer	n/a
Kerry Express (Thailand) (KEX)	Miss Hwee Leng Eileen Yeo	Common Shares	3/18/2024	100,000	5.50	Sell	0.55
J.R.W. Utility (JR)	Teeranont Wiwatjesadawut	Common Shares	3/18/2024	9,100	4.42	Buy	0.04
Cho Thavee Dollasien (CHO)	Asana Taweesaengsakulthai	Common Shares	3/18/2024	5,454,545	0.22	Buy	1.20
Cho Thavee Dollasien (CHO)	Suradech Taweesaengsakulthai	Common Shares	3/18/2024	431,818,181	0.22	Buy	95.00
Syntec Construction (SYNTEC)	Nayot Pisantanakul	Common Shares	3/18/2024	75,000	1.83	Buy	0.14
Selic Corp (SELIC)	Ek Suwatthanaphim	Common Shares	3/13/2024	300	2.46	Buy	0.00
Selic Corp (SELIC)	Ek Suwatthanaphim	Common Shares	3/14/2024	22,000	2.44	Buy	0.05
Simat Technologies (SIMAT)	Boonlerd lewpornchai	Common Shares	3/18/2024	50,000	1.38	Buy	0.07
Twenty Four Con and Supply (24CS)	Yodsawee Wattanateerakitja	Common Shares	3/18/2024	500,000	1.52	Sell	0.76
T S Flour Mill (TMILL)	Prapas Chutimaworapan	Common Shares	3/18/2024	2,500	3.82	Buy	0.01
TSST (TSST)	Prapas Chutimaworapan	Common Shares	3/18/2024	1,000	9.95	Buy	0.01
Thai Rubber Latex (TRUBB)	Worathep Wongsasuttikul	Warrant	3/18/2024	2	0.08	Sell	0.00
Thai Rubber Latex (TRUBB)	Worathep Wongsasuttikul	Warrant	3/18/2024	930,700	0.20	Sell	0.19
Thai Rubber Latex (TRUBB)	Worathep Wongsasuttikul	Warrant	3/18/2024	2,000,010*	0.19	Sell	0.38
Thai Rubber Latex (TRUBB)	Worathep Wongsasuttikul	Warrant	3/18/2024	41*	0.13	Sell	0.00
Thai Rubber Latex (TRUBB)	Worathep Wongsasuttikul	Warrant	3/18/2024	41±	0.13	Sell	0.00
Thai Rubber Latex (TRUBB)	Worathep Wongsasuttikul	Warrant	3/18/2024	41	0.13	Sell	0.00
Thai Rubber Latex (TRUBB)	Worathep Wongsasuttikul	Warrant	3/18/2024	2,000,010	0.19	Sell	0.38
Precise Corporation (PCC)	Kitti Sumrit	Common Shares	3/18/2024	6,000	3.12	Buy	0.02
Firetrade Engineering (FTE)	Taksin Tantipijit	Common Shares	3/14/2024	150,000	1.72	Buy	0.26
Firetrade Engineering (FTE)	Taksin Tantipijit	Common Shares	3/15/2024	200,000	1.71	Buy	0.34
Firetrade Engineering (FTE)	Taksin Tantipijit	Common Shares	3/18/2024	80,000	1.72	Buy	0.14
Ladprao General Hospital (LPH)	Pramote Poonapanont	Common Shares	3/18/2024	25,100	4.68	Buy	0.12
Vibhavadi Medical Center (VIBHA)	Sithi Panupattanapong	Common Shares	3/18/2024	100,000	2.01	Sell	0.20
S.Kijchai Enterprise (SKN)	Kitiya Niebler	Common Shares	3/18/2024	900	4.46	Buy	0.00
Scan Inter (SCN)	Thanchart Kitpipit	Warrant	3/14/2024	6,000,000	0.10	Sell	0.60
Scan Inter (SCN)	Thanchart Kitpipit	Warrant	3/14/2024	2,000,000	0.06	Sell	0.12
Scan Inter (SCN)	Thanchart Kitpipit	Warrant	3/15/2024	1,000,000	0.09	Sell	0.09
Scan Inter (SCN)	Thanchart Kitpipit	Warrant	3/18/2024	6,000,000	0.10	Sell	0.60
Siam East Solutions (SE)	Sittichai Leekasem	Common Shares	3/18/2024	100,000	0.89	Buy	0.09
Amarin Corporations (AMARIN)	Thapana Sirivadhanabhakdi	Common Shares	3/15/2024	293,600	5.00	Buy	1.47
Eastern Power Group (EP)	Yuth Chinpakkul	Common Shares	3/18/2024	14,100	2.72	Buy	0.04
Thai Metal Drum (TMD)	Nate Charanvas	Common Shares	3/18/2024	3,921,000	22.00	Buy	86.26
Asian Sea Corporation (ASIAN)	Somsak Amornrattanachaikul	Common Shares	3/18/2024	8,000	6.75	Buy	0.05

Source: \*Revoked by Reporter; SEC

## Exhibit 21: Upcoming XM [1/3]

Symbol	X-Date	Meeting Date	Agenda
BJC	20/3/2024	23/4/2024	Cash dividend payment
INETREIT	20/3/2024	19/4/2024	Financial position and performance, Appointment of auditors and audit costs
KCAR	20/3/2024	25/4/2024	Cash dividend payment
MBK	20/3/2024	24/4/2024	Capital increase, Cash dividend payment
SMT	20/3/2024	25/4/2024	Cash dividend payment
TPAC	20/3/2024	29/4/2024	Cash dividend payment
TSST	20/3/2024	25/4/2024	Cash dividend payment, Changing The director(s), Other matters (If any)
TTA	20/3/2024	26/4/2024	Cash dividend payment, Connected transaction
WACOAL	20/3/2024	22/4/2024	Cash dividend payment, Changing The director(s), Amendments to Article 28, 34, 39, 56 of Company's Articles of Association
WIN	20/3/2024	25/4/2024	Omitted dividend payment
YGG	20/3/2024	23/4/2024	Omitted dividend payment
AMC	21/3/2024	23/4/2024	Cash dividend payment
APP	21/3/2024	23/4/2024	Cash dividend payment
B52	21/3/2024	23/4/2024	Capital increase, Omitted dividend payment

Source: SET

## Exhibit 22: Upcoming XM [2/3]

Symbol	X-Date	Meeting Date	Agenda
CMAN	21/3/2024	26/4/2024	Cash dividend payment
CPNREIT	21/3/2024	22/4/2024	Fund management,Financial position and performance,Appointment of auditors and audit costs
EKH	21/3/2024	26/4/2024	Capital increase,Cash and stock dividend payment
KGEN	21/3/2024	25/4/2024	Omitted dividend payment
MIDA	21/3/2024	26/4/2024	Omitted dividend payment,The issuance of debentures
ML	21/3/2024	26/4/2024	The issuance of debentures,Omitted dividend payment
NC	21/3/2024	23/4/2024	Cash dividend payment
NEW	21/3/2024	29/4/2024	Cash dividend payment,Changing The director(s)
PLE	21/3/2024	26/4/2024	Omitted dividend payment
RABBIT	21/3/2024	25/4/2024	Omitted dividend payment
SENA	21/3/2024	26/4/2024	Cash dividend payment,Connected transaction,Acquisition and disposition of assets / Acquisition or Disposition of Assets
SLM	21/3/2024	29/4/2024	Capital increase,Omitted dividend payment
STOWER	21/3/2024	17/4/2024	Capital increase,Omitted dividend payment,Connected transaction,Acquisition and disposition of assets / Acquisition or Disposition of Assets
TAN	21/3/2024	30/4/2024	Cash dividend payment
ACC	22/3/2024	30/4/2024	Changing The director(s),the amendment of the Company's objectives and to approve the amendment of the Company's Memorandum of Association, Clause 3.,Omitted dividend payment,Capital increase,The issuance of convertible securities
CHAYO	22/3/2024	24/4/2024	Omitted dividend payment
DHOUSE	22/3/2024	26/4/2024	Omitted dividend payment
DUSIT	22/3/2024	29/4/2024	Omitted dividend payment
EVER	22/3/2024	26/4/2024	Omitted dividend payment,Connected transaction
KJL	22/3/2024	26/4/2024	Cash dividend payment
LST	22/3/2024	26/4/2024	Cash dividend payment
PRAKIT	22/3/2024	26/4/2024	Cash dividend payment
PRG	22/3/2024	24/4/2024	Capital increase,Omitted dividend payment,The issuance of convertible securities,Increase the number of directors
ROCK	22/3/2024	29/4/2024	Cash dividend payment,Changing The director(s)
B	25/3/2024	26/4/2024	Omitted dividend payment
BWG	25/3/2024	29/4/2024	Omitted dividend payment,Connected transaction,Acquisition and disposition of assets / Acquisition or Disposition of Assets ,Capital increase,The issuance of convertible securities
CMO	25/3/2024	25/4/2024	Omitted dividend payment
CRC	25/3/2024	25/4/2024	Cash dividend payment,Connected transaction,Changing The director(s),The amendment of the Articles of Association
EE	25/3/2024	24/4/2024	Omitted dividend payment
ETC	25/3/2024	30/4/2024	Capital increase,Omitted dividend payment,Connected transaction,Acquisition and disposition of assets / Acquisition or Disposition of Assets ,The issuance of convertible securities
FE	25/3/2024	25/4/2024	Cash dividend payment
FUTUREPF	25/3/2024	-	Fund management,Financial position and performance,Appointment of auditors and audit costs
HARN	25/3/2024	29/4/2024	Cash dividend payment,Acquisition and disposition of assets / Acquisition or Disposition of Assets ,Connected transaction
KCE	25/3/2024	18/4/2024	Cash dividend payment
LEE	25/3/2024	29/4/2024	Cash dividend payment,Changing The director(s)
NNCL	25/3/2024	25/4/2024	Cash dividend payment
PRIME	25/3/2024	30/4/2024	Omitted dividend payment,Capital increase,Changing The director(s)
PROUD	25/3/2024	24/4/2024	Omitted dividend payment
SMIT	25/3/2024	25/4/2024	Cash dividend payment
SYNTEC	25/3/2024	30/4/2024	Cash dividend payment
TNL	25/3/2024	22/4/2024	Cash dividend payment,Connected transaction,Changing The director(s)
ANAN	26/3/2024	25/4/2024	Omitted dividend payment,Capital increase
INSURE	26/3/2024	25/4/2024	Omitted dividend payment,Capital increase
MORE	26/3/2024	19/4/2024	Omitted dividend payment
STPI	26/3/2024	24/4/2024	Omitted dividend payment
TFMAMA	26/3/2024	25/4/2024	Cash dividend payment
VIH	26/3/2024	26/4/2024	Cash dividend payment,Acquisition and disposition of assets / Acquisition or Disposition of Assets ,Capital increase,The issuance of convertible securities
BE8	27/3/2024	25/4/2024	Cash dividend payment
BTW	27/3/2024	23/4/2024	Omitted dividend payment
FNS	27/3/2024	29/4/2024	Omitted dividend payment
KTMS	27/3/2024	26/4/2024	Cash dividend payment
LHHOTEL	27/3/2024	29/4/2024	Financial position and performance,Appointment of auditors and audit costs
LHPF	27/3/2024	-	Fund management,Financial position and performance,Appointment of auditors and audit costs,Topic 1 To acknowledge the minutes of the previous meeting.
LHSC	27/3/2024	-	Fund management,Financial position and performance,Appointment of auditors and audit costs,Topic 1 To acknowledge the minutes of the previous meeting.
MJD	27/3/2024	25/4/2024	Omitted dividend payment,Capital increase
PERM	27/3/2024	25/4/2024	Omitted dividend payment
QHHR	27/3/2024	-	Fund management,Financial position and performance,Appointment of auditors and audit costs,Topic 1 To acknowledge the minutes of the previous meeting.

Source: SET

## Exhibit 23: Upcoming XM [3/3]

Symbol	X-Date	Meeting Date	Agenda
QHPF	27/3/2024	-	Fund management,Financial position and performance,Appointment of auditors and audit costs,Topic 1 To acknowledge the minutes of the previous meeting.
RWI	27/3/2024	30/4/2024	Omitted dividend payment,Capital increase
SAUCE	27/3/2024	24/4/2024	Cash dividend payment
SGC	27/3/2024	18/4/2024	Omitted dividend payment
TRC	27/3/2024	29/4/2024	Omitted dividend payment
UREKA	27/3/2024	29/4/2024	Omitted dividend payment,Reduce the registered capital of the company
WELL	27/3/2024	26/4/2024	Omitted dividend payment
WHART	27/3/2024	-	Fund management,Financial position and performance,Appointment of auditors and audit costs
WORLD	27/3/2024	26/4/2024	Omitted dividend payment
CGH	28/3/2024	29/4/2024	Omitted dividend payment,Capital increase,The issuance of convertible securities
FANCY	28/3/2024	29/4/2024	Omitted dividend payment
GIFT	28/3/2024	29/4/2024	Omitted dividend payment,Acquisition and disposition of assets / Acquisition or Disposition of Assets , -
GJS	28/3/2024	26/4/2024	Omitted dividend payment
GSTEEL	28/3/2024	26/4/2024	Omitted dividend payment,Connected transaction,Changing The director(s)
HEALTH	28/3/2024	29/4/2024	Omitted dividend payment,Capital increase
KC	28/3/2024	24/4/2024	Omitted dividend payment,Changing The director(s)
MILL	28/3/2024	24/4/2024	Omitted dividend payment,Capital increase
PEER	28/3/2024	23/4/2024	Omitted dividend payment
PTECH	28/3/2024	26/4/2024	Omitted dividend payment,The issuance of debentures
RAM	28/3/2024	30/4/2024	Cash dividend payment
RS	28/3/2024	30/4/2024	Omitted dividend payment
SAAM	28/3/2024	24/4/2024	Omitted dividend payment
SABUY	28/3/2024	29/4/2024	Omitted dividend payment
SBNEXT	28/3/2024	26/4/2024	Omitted dividend payment
SDC	28/3/2024	25/4/2024	Omitted dividend payment,Capital increase,The amendment of the Company's Articles of Association
STEC	28/3/2024	26/4/2024	Cash dividend payment
THMUI	28/3/2024	23/4/2024	Omitted dividend payment
TNPF	28/3/2024	-	Fund management,Financial position and performance,Appointment of auditors and audit costs
TRV	28/3/2024	26/4/2024	Omitted dividend payment
BYD	29/3/2024	24/4/2024	Omitted dividend payment,Capital increase
CEN	29/3/2024	30/4/2024	Omitted dividend payment
FVC	29/3/2024	30/4/2024	Cash dividend payment
GEL	29/3/2024	30/4/2024	Omitted dividend payment
GTV	29/3/2024	29/4/2024	Omitted dividend payment,Changing The director(s)
HPF	29/3/2024	-	Fund management,Financial position and performance,Appointment of auditors and audit costs,The dividend payment and capital return for the fiscal year
M-II	29/3/2024	-	Fund management,Financial position and performance,Appointment of auditors and audit costs,The dividend payment and capital return for the fiscal year
MIT	29/3/2024	-	Fund management,Financial position and performance,Appointment of auditors and audit costs,The dividend payment and capital return for the fiscal year
MK	29/3/2024	25/4/2024	Omitted dividend payment
MNIT	29/3/2024	-	Fund management,Financial position and performance,Appointment of auditors and audit costs,The dividend payment and capital return for the fiscal year
MNIT2	29/3/2024	-	Fund management,Financial position and performance,Appointment of auditors and audit costs,The dividend payment and capital return for the fiscal year
MNRF	29/3/2024	-	Fund management,Financial position and performance,Appointment of auditors and audit costs,The dividend payment and capital return for the fiscal year
M-PAT	29/3/2024	-	Fund management,Financial position and performance,Appointment of auditors and audit costs,The dividend payment and capital return for the fiscal year
M-STOR	29/3/2024	-	Fund management,Financial position and performance,Appointment of auditors and audit costs,The dividend payment and capital return for the fiscal year
PB	29/3/2024	30/4/2024	Cash dividend payment,Changing The director(s),To consider for amendment for Company's articles of association. To consider for amendment for Company's memorandum of association section.3. Addition of the Company's objectives.
POLAR	29/3/2024	26/4/2024	Omitted dividend payment,Capital increase
PPPM	1/4/2024	29/4/2024	Omitted dividend payment,Paid up capital reduction,Change of par value
SAWANG	1/4/2024	29/4/2024	Omitted dividend payment
TCC	1/4/2024	30/4/2024	Omitted dividend payment
CRANE	2/4/2024	25/4/2024	Omitted dividend payment
SOLAR	2/4/2024	29/4/2024	Omitted dividend payment,Changing The director(s)
WAVE	2/4/2024	30/4/2024	Capital increase,Omitted dividend payment,The issuance of convertible securities
CSR	3/4/2024	26/4/2024	Cash dividend payment,Changing The director(s)
NEWS	3/4/2024	30/4/2024	Omitted dividend payment
AQUA	4/4/2024	30/4/2024	Omitted dividend payment,Changing The director(s)
NOVA	4/4/2024	30/4/2024	Omitted dividend payment
CIG	10/4/2024	30/4/2024	Omitted dividend payment

Source: SET

## Exhibit 24: Upcoming XD [1/6]

Symbol	X-Date	Dividend (per Share)	Unit	Operation Period	Source of Dividend	Payment Date	Price	Div Yield	Par
KCAR	20/03/2024	0.11	Baht	01/07/2023 - 31/12/2023	NP	24/05/2024	6.35	1.7%	1
MBK	20/03/2024	0.4	Baht	-	RE	08/05/2024	16.20	2.5%	1
TSTE	20/03/2024	0.06	Baht	01/01/2023 - 31/12/2023	NP	24/05/2024	9.95	0.6%	0.5
TTA	20/03/2024	0.18	Baht	01/01/2023 - 31/12/2023	NP	13/05/2024	6.65	2.7%	1
AMC	21/03/2024	0.19	Baht	-	RE	23/05/2024	3.50	5.4%	1
CMAN	21/03/2024	0.07	Baht	01/01/2023 - 31/12/2023	NP	24/05/2024	2.02	3.5%	1
NC	21/03/2024	0.02	Baht	-	RE	21/05/2024	4.36	0.5%	1
TAN	21/03/2024	0.2	Baht	01/01/2023 - 31/12/2023	NP	09/05/2024	16.40	1.2%	1
KJL	22/03/2024	0.3	Baht	01/01/2023 - 31/12/2023	NP	10/05/2024	8.00	3.8%	0.5
LST	22/03/2024	0.25	Baht	01/01/2023 - 31/12/2023	NP	24/05/2024	5.20	4.8%	1
HARN	25/03/2024	0.15	Baht	01/01/2023 - 31/12/2023	NP	17/05/2024	2.40	6.3%	0.5
KCE	25/03/2024	0.7	Baht	01/07/2023 - 31/12/2023	NP	10/05/2024	38.75	1.8%	0.5
LEE	25/03/2024	0.09	Baht	01/01/2023 - 31/12/2023	NP	15/05/2024	2.46	3.7%	1
SYNTEC	25/03/2024	0.03	Baht	01/01/2023 - 31/12/2023	NP	17/05/2024	1.87	1.6%	1
VIH	26/03/2024	0.2	Baht	01/01/2023 - 31/12/2023	NP	24/05/2024	7.75	2.6%	1
RAM	28/03/2024	0.2	Baht	-	RE	29/05/2024	30.25	0.7%	0.1
STEC	28/03/2024	0.15	Baht	01/01/2023 - 31/12/2023	NP	24/05/2024	10.70	1.4%	1
Q-CON	29/03/2024	1	Baht	01/01/2023 - 31/12/2023	NP	19/04/2024	17.80	5.6%	1
DCC	01/04/2024	0.012	Baht	01/10/2023 - 31/12/2023	NP	25/04/2024	1.91	0.6%	0.1
SCGD	01/04/2024	0.15	Baht	01/01/2023 - 31/12/2023	NP	22/04/2024	7.90	1.9%	10
SCGP	02/04/2024	0.3	Baht	01/01/2023 - 31/12/2023	NP	22/04/2024	29.50	1.0%	1
SCC	04/04/2024	3.5	Baht	01/01/2023 - 31/12/2023	NP	23/04/2024	265.00	1.3%	1
SMPC	04/04/2024	0.21	Baht	01/07/2023 - 31/12/2023	NP	26/04/2024	8.75	2.4%	1
BANPU	05/04/2024	0.2	Baht	01/07/2023 - 31/12/2023	NP	30/04/2024	5.70	3.5%	1
BPP	05/04/2024	0.4	Baht	01/07/2023 - 31/12/2023	NP	26/04/2024	14.70	2.7%	10
CPAXT	05/04/2024	0.39	Baht	01/01/2023 - 31/12/2023	NP	29/04/2024	32.75	1.2%	0.5
GPI	05/04/2024	0.055	Baht	-	RE	26/04/2024	1.89	2.9%	0.5
MAJOR	09/04/2024	0.15	Baht	01/07/2023 - 31/12/2023	NP	30/04/2024	14.70	1.0%	1
TMT	09/04/2024	0.15	Baht	01/07/2023 - 31/12/2023	NP	30/04/2024	5.75	2.6%	1
BLC	10/04/2024	0.07	Baht	01/01/2023 - 31/12/2023	NP	30/04/2024	5.15	1.4%	0.5
KCC	10/04/2024	0.0543	Baht	01/01/2023 - 31/12/2023	NP	30/04/2024	3.06	1.8%	0.5
KLINIQ	10/04/2024	0.75	Baht	01/01/2023 - 31/12/2023	NP	02/05/2024	41.25	1.8%	0.5
ATP30	11/04/2024	0.02	Baht	01/01/2023 - 31/12/2023	NP	30/04/2024	1.00	2.0%	0.25
AUCT	11/04/2024	0.37	Baht	01/07/2023 - 31/12/2023	NP	03/05/2024	10.10	3.7%	0.25
SUTHA	11/04/2024	0.08	Baht	-	RE	03/05/2024	2.70	3.0%	1
COCOCO	12/04/2024	0.25	Baht	-	RE	02/05/2024	10.80	2.3%	0.5
GC	12/04/2024	0.16	Baht	01/07/2023 - 31/12/2023	NP	30/04/2024	5.40	3.0%	0.5
QTC	12/04/2024	0.2	Baht	-	RE	30/04/2024	4.06	4.9%	1
TIPCO	12/04/2024	0.63	Baht	01/01/2023 - 31/12/2023	Both	03/05/2024	10.10	6.2%	1
TOG	12/04/2024	0.45	Baht	01/07/2023 - 31/12/2023	NP	02/05/2024	11.90	3.8%	1
TPLAS	12/04/2024	0.04	Baht	01/01/2023 - 31/12/2023	NP	03/05/2024	1.63	2.5%	0.5
JMT	17/04/2024	0.49	Baht	01/07/2023 - 31/12/2023	NP	03/05/2024	22.00	2.2%	0.5
KTB	17/04/2024	0.868	Baht	-	RE	03/05/2024	16.20	5.4%	5.15
KTB-P	17/04/2024	1.0225	Baht	-	RE	03/05/2024	153.00	0.7%	5.15
KTC	17/04/2024	1.27	Baht	01/01/2023 - 31/12/2023	NP	03/05/2024	44.75	2.8%	1
SCB	17/04/2024	7.84	Baht	01/01/2023 - 31/12/2023	NP	03/05/2024	115.50	6.8%	10
TTB	17/04/2024	0.055	Baht	01/01/2023 - 31/12/2023	NP	08/05/2024	1.84	3.0%	0.95
IT	18/04/2024	0.1	Baht	01/01/2023 - 31/12/2023	NP	03/05/2024	3.40	2.9%	1
PHG	18/04/2024	0.52	Baht	01/01/2023 - 31/12/2023	Both	09/05/2024	14.40	3.6%	1
STA	18/04/2024	1	Baht	-	RE	08/05/2024	20.80	4.8%	1
STGT	18/04/2024	0.5	Baht	-	RE	08/05/2024	9.40	5.3%	0.5
STP	18/04/2024	0.25	Baht	01/01/2023 - 31/12/2023	NP	09/05/2024	12.50	2.0%	1
TCAP	18/04/2024	2	Baht	-	RE	03/05/2024	50.25	4.0%	10
TCAP-P	18/04/2024	2	Baht	-	RE	03/05/2024	560.00	0.4%	10

Source: SET

## Exhibit 25: Upcoming XD [2/6]

Symbol	X-Date	Dividend (per Share)	Unit	Operation Period	Source of Dividend	Payment Date	Price	Div Yield	Par
UKEM	18/04/2024	0.01	Baht	01/01/2023 - 31/12/2023	NP	07/05/2024	0.82	1.2%	0.25
YUASA	18/04/2024	0.412	Baht	01/01/2023 - 31/12/2023	NP	09/05/2024	10.90	3.8%	1
JPARK	19/04/2024	0.0375	Baht	01/01/2023 - 31/12/2023	Both	07/05/2024	6.10	0.6%	0.5
KWC	19/04/2024	10.5	Baht	01/01/2023 - 31/12/2023	NP	08/05/2024	285.00	3.7%	10
PSL	19/04/2024	0.05	Baht	-	RE	03/05/2024	8.40	0.6%	1
AIT	22/04/2024	0.17	Baht	01/01/2023 - 31/12/2023	NP	09/05/2024	4.60	3.7%	1
HMPRO	22/04/2024	0.22	Baht	01/07/2023 - 31/12/2023	NP	08/05/2024	10.80	2.0%	1
KBANK	22/04/2024	6	Baht	-	RE	10/05/2024	124.50	4.8%	10
KGI	22/04/2024	0.31	Baht	01/01/2023 - 31/12/2023	NP	09/05/2024	4.80	6.5%	1
NER	22/04/2024	0.29	Baht	01/01/2023 - 31/12/2023	NP	09/05/2024	6.25	4.6%	0.5
PACO	22/04/2024	0.04	Baht	01/01/2023 - 31/12/2023	NP	07/05/2024	1.85	2.2%	0.5
SMART	22/04/2024	0.0912	Baht	01/01/2023 - 31/12/2023	NP	10/05/2024	1.05	8.7%	0.5
SVI	22/04/2024	0.135	Baht	01/01/2023 - 31/12/2023	NP	09/05/2024	6.05	2.2%	1
THANA	22/04/2024	0.028	Baht	01/01/2023 - 31/12/2023	NP	09/05/2024	1.75	1.6%	1
TTCL	22/04/2024	0.1	Baht	01/07/2023 - 31/12/2023	NP	10/05/2024	3.66	2.7%	1
WINDOW	22/04/2024	0.023	Baht	01/01/2023 - 31/12/2023	NP	09/05/2024	1.20	1.9%	0.5
BBL	23/04/2024	5	Baht	-	RE	10/05/2024	140.00	3.6%	10
DTCI	24/04/2024	0.25	Baht	-	RE	16/05/2024	34.00	0.7%	10
SAPPE	24/04/2024	2.18	Baht	01/01/2023 - 31/12/2023	NP	17/05/2024	93.75	2.3%	1
TIDLOR	24/04/2024	0.2698	Baht	01/01/2023 - 31/12/2023	NP	14/05/2024	22.30	1.2%	3.7
TIDLOR	24/04/2024	27 : 1 Share	-	01/01/2023 - 31/12/2023	NP	14/05/2024	22.30	-	3.7
TISCO	24/04/2024	5.75	Baht	01/01/2023 - 31/12/2023	Both	15/05/2024	100.00	5.8%	10
TISCO-P	24/04/2024	5.75	Baht	01/01/2023 - 31/12/2023	Both	15/05/2024	1,346.00	0.4%	10
BUI	25/04/2024	4 : 1 Share	-	01/01/2023 - 31/12/2023	NP	17/05/2024	20.90	-	10
BUI	25/04/2024	0.3	Baht	01/01/2023 - 31/12/2023	NP	17/05/2024	20.90	1.4%	10
QH	25/04/2024	0.1	Baht	01/07/2023 - 31/12/2023	NP	16/05/2024	2.18	4.6%	1
TM	25/04/2024	0.033	Baht	01/01/2023 - 31/12/2023	NP	15/05/2024	1.95	1.7%	0.5
WHAUP	25/04/2024	0.1925	Baht	01/01/2023 - 31/12/2023	NP	15/05/2024	4.06	4.7%	1
AMARC	26/04/2024	0.039	Baht	01/01/2023 - 31/12/2023	Both	17/05/2024	1.43	2.7%	0.5
ANI	26/04/2024	0.05	Baht	01/01/2023 - 31/12/2023	NP	20/05/2024	4.94	1.0%	0.5
BGC	26/04/2024	0.08	Baht	01/10/2023 - 31/12/2023	NP	17/05/2024	7.30	1.1%	5
KKP	26/04/2024	1.75	Baht	01/01/2023 - 31/12/2023	NP	16/05/2024	51.75	3.4%	10
MFC	26/04/2024	1.3	Baht	01/01/2023 - 31/12/2023	NP	16/05/2024	21.00	6.2%	1
NSL	26/04/2024	0.35	Baht	01/01/2023 - 31/12/2023	NP	17/05/2024	21.40	1.6%	1
NYT	26/04/2024	0.36	Baht	01/01/2023 - 31/12/2023	NP	17/05/2024	4.70	7.7%	0.5
SPA	26/04/2024	0.01389	Baht	01/01/2023 - 31/12/2023	Both	17/05/2024	13.00	0.1%	0.25
SPA	26/04/2024	2 : 1 Share	-	01/01/2023 - 31/12/2023	Both	17/05/2024	13.00	-	0.25
TKC	26/04/2024	0.15	Baht	01/01/2023 - 31/12/2023	NP	15/05/2024	13.50	1.1%	1
TPS	26/04/2024	0.18	Baht	-	RE	15/05/2024	4.20	4.3%	0.5
APCO	29/04/2024	0.18	Baht	01/01/2023 - 31/12/2023	Both	13/05/2024	4.96	3.6%	0.5
BAM	29/04/2024	0.38	Baht	01/01/2023 - 31/12/2023	NP	21/05/2024	9.50	4.0%	5
LHFG	29/04/2024	0.03	Baht	01/01/2023 - 31/12/2023	NP	17/05/2024	1.01	3.0%	1
MTC	29/04/2024	0.21	Baht	01/01/2023 - 31/12/2023	NP	16/05/2024	46.25	0.5%	1
NAT	29/04/2024	0.025	Baht	01/10/2023 - 31/12/2023	NP	17/05/2024	5.90	0.4%	0.5
PJW	29/04/2024	0.06	Baht	-	RE	17/05/2024	3.08	1.9%	0.5
RPH	29/04/2024	0.19	Baht	01/01/2023 - 31/12/2023	Both	15/05/2024	6.30	3.0%	1
RSP	29/04/2024	0.13	Baht	01/01/2023 - 31/12/2023	NP	15/05/2024	2.36	5.5%	1
SAK	29/04/2024	0.15	Baht	01/01/2023 - 31/12/2023	NP	17/05/2024	4.88	3.1%	1
SKR	29/04/2024	0.09	Baht	01/07/2023 - 31/12/2023	NP	14/05/2024	10.20	0.9%	0.5
SORKON	29/04/2024	0.2	Baht	01/01/2023 - 31/12/2023	NP	21/05/2024	4.26	4.7%	1
SUN	29/04/2024	0.25	Baht	01/01/2023 - 31/12/2023	NP	20/05/2024	5.95	4.2%	0.5
SUN	29/04/2024	5 : 1 Share	-	01/01/2023 - 31/12/2023	NP	20/05/2024	5.95	-	0.5
APP	30/04/2024	0.15	Baht	01/01/2023 - 31/12/2023	NP	17/05/2024	2.56	5.9%	0.5
ASW	30/04/2024	0.25	Baht	01/01/2023 - 31/12/2023	NP	21/05/2024	8.10	3.1%	1

Source: SET

## Exhibit 26: Upcoming XD [3/6]

Symbol	X-Date	Dividend (per Share)	Unit	Operation Period	Source of Dividend	Payment Date	Price	Div Yield	Par
BBIK	30/04/2024	1 : 0.837 Share	-	01/01/2023 - 31/12/2023	NP	21/05/2024	101.00	-	0.5
BBIK	30/04/2024	0.3815	Baht	01/01/2023 - 31/12/2023	NP	21/05/2024	101.00	0.4%	0.5
BJC	30/04/2024	0.65	Baht	01/07/2023 - 31/12/2023	NP	23/05/2024	25.25	2.6%	1
BRI	30/04/2024	0.603	Baht	01/07/2023 - 31/12/2023	NP	16/05/2024	7.00	8.6%	0.5
CM	30/04/2024	0.09	Baht	01/01/2023 - 31/12/2023	NP	17/05/2024	2.34	3.8%	1
GYT	30/04/2024	7	Baht	01/01/2023 - 31/12/2023	NP	21/05/2024	180.00	3.9%	10
III	30/04/2024	0.18	Baht	01/07/2023 - 31/12/2023	NP	16/05/2024	9.20	2.0%	0.5
KISS	30/04/2024	0.09	Baht	01/07/2023 - 31/12/2023	NP	21/05/2024	6.00	1.5%	0.5
MEB	30/04/2024	0.65	Baht	01/01/2023 - 31/12/2023	NP	21/05/2024	32.50	2.0%	0.5
MENA	30/04/2024	0.03	Baht	01/01/2023 - 31/12/2023	NP	17/05/2024	1.82	1.6%	0.5
MFEC	30/04/2024	0.4	Baht	01/01/2023 - 31/12/2023	NP	17/05/2024	7.00	5.7%	1
PDJ	30/04/2024	0.1	Baht	-	RE	21/05/2024	2.06	4.9%	1
PREB	30/04/2024	0.4	Baht	01/01/2023 - 31/12/2023	NP	24/05/2024	6.30	6.3%	1
RPC	30/04/2024	0.04	Baht	01/01/2023 - 31/12/2023	Both	21/05/2024	0.67	6.0%	1
SAMCO	30/04/2024	0.03	Baht	01/01/2023 - 31/12/2023	NP	21/05/2024	1.14	2.6%	1
SCG	30/04/2024	0.05	Baht	-	RE	17/05/2024	3.44	1.5%	1
STEG19	30/04/2024	-	Baht	-	-	28/05/2024	-	-	-
TFG	30/04/2024	0.01	Baht	01/01/2023 - 31/12/2023	Both	21/05/2024	3.38	0.3%	1
TPCH	30/04/2024	0.4	Baht	01/01/2023 - 31/12/2023	NP	20/05/2024	7.60	5.3%	1
TPCS	30/04/2024	0.65	Baht	01/01/2023 - 31/12/2023	NP	20/05/2024	16.50	3.9%	1
WACOAL	30/04/2024	0.7	Baht	-	RE	21/05/2024	30.75	2.3%	1
AAI	02/05/2024	0.18	Baht	01/01/2023 - 31/12/2023	Both	17/05/2024	4.16	4.3%	1
ACG	02/05/2024	0.0133	Baht	01/01/2023 - 31/12/2023	NP	21/05/2024	1.26	1.1%	0.5
AHC	02/05/2024	0.63	Baht	01/01/2023 - 31/12/2023	NP	20/05/2024	18.20	3.5%	1
ALUCON	02/05/2024	8	Baht	01/01/2023 - 31/12/2023	NP	15/05/2024	181.00	4.4%	10
AURA	02/05/2024	0.31	Baht	01/01/2023 - 31/12/2023	NP	21/05/2024	14.00	2.2%	1
BCH	02/05/2024	0.25	Baht	01/01/2023 - 31/12/2023	NP	23/05/2024	22.00	1.1%	1
BIS	02/05/2024	0.07	Baht	01/07/2023 - 31/12/2023	NP	21/05/2024	3.48	2.0%	0.5
BRR	02/05/2024	0.2	Baht	01/01/2023 - 31/12/2023	NP	21/05/2024	4.54	4.4%	1
DTCENT	02/05/2024	0.048507281	Baht	01/01/2023 - 31/12/2023	NP	20/05/2024	1.55	3.1%	0.5
DTCENT	02/05/2024	20 : 1 Share	-	01/01/2023 - 31/12/2023	NP	20/05/2024	1.55	-	0.5
FPI	02/05/2024	0.04	Baht	01/07/2023 - 31/12/2023	NP	15/05/2024	2.40	1.7%	0.25
FTE	02/05/2024	0.1	Baht	01/07/2023 - 31/12/2023	NP	23/05/2024	1.69	5.9%	0.5
HTC	02/05/2024	0.56	Baht	01/07/2023 - 31/12/2023	NP	20/05/2024	17.80	3.1%	0.5
HUMAN	02/05/2024	0.14	Baht	01/07/2023 - 31/12/2023	NP	23/05/2024	11.70	1.2%	0.5
JUBILE	02/05/2024	0.25	Baht	01/07/2023 - 31/12/2023	NP	17/05/2024	16.20	1.5%	1
KCG	02/05/2024	0.3	Baht	01/01/2023 - 31/12/2023	NP	21/05/2024	9.30	3.2%	1
LPH	02/05/2024	0.09	Baht	01/01/2023 - 31/12/2023	Both	17/05/2024	4.70	1.9%	0.5
MCA	02/05/2024	0.045	Baht	01/01/2023 - 31/12/2023	NP	20/05/2024	3.00	1.5%	0.5
MINT	02/05/2024	0.32	Baht	01/01/2023 - 31/12/2023	Both	21/05/2024	33.00	1.0%	1
MODERN	02/05/2024	0.09	Baht	01/01/2023 - 31/12/2023	NP	17/05/2024	2.26	4.0%	1
MOONG	02/05/2024	0.12	Baht	01/01/2023 - 31/12/2023	NP	21/05/2024	2.26	5.3%	0.5
MOSHI	02/05/2024	0.6	Baht	01/01/2023 - 31/12/2023	NP	24/05/2024	57.00	1.1%	1
NETBAY	02/05/2024	0.8983	Baht	01/01/2023 - 31/12/2023	NP	21/05/2024	20.70	4.3%	1
OSP	02/05/2024	0.45	Baht	01/07/2023 - 31/12/2023	Both	23/05/2024	20.10	2.2%	1
PAF	02/05/2024	0.0102	Baht	01/01/2023 - 31/12/2023	NP	23/05/2024	1.49	0.7%	0.51
PR9	02/05/2024	0.3	Baht	01/01/2023 - 31/12/2023	NP	20/05/2024	19.50	1.5%	1
SAUCE	02/05/2024	1.72	Baht	01/01/2023 - 31/12/2023	NP	17/05/2024	42.75	4.0%	1
SC	02/05/2024	0.16	Baht	01/07/2023 - 31/12/2023	NP	21/05/2024	3.42	4.7%	1
SICT	02/05/2024	0.035	Baht	01/01/2023 - 31/12/2023	NP	23/05/2024	5.35	0.7%	0.5
SINO	02/05/2024	0.014423	Baht	01/10/2023 - 31/12/2023	NP	20/05/2024	1.40	1.0%	0.5
SPC	02/05/2024	1.4	Baht	-	RE	21/05/2024	61.75	2.3%	1
SPI	02/05/2024	0.6	Baht	-	RE	21/05/2024	69.00	0.9%	1
SRICHA	02/05/2024	0.25	Baht	-	RE	17/05/2024	8.80	2.8%	1

Source: SET



## Exhibit 27: Upcoming XD [4/6]

Symbol	X-Date	Dividend (per Share)	Unit	Operation Period	Source of Dividend	Payment Date	Price	Div Yield	Par
SRS	02/05/2024	0.02	Baht	01/10/2023 - 31/12/2023	NP	23/05/2024	8.80	0.2%	0.5
SST	02/05/2024	0.01	Baht	-	RE	23/05/2024	5.30	0.2%	1
THIP	02/05/2024	1.65	Baht	01/01/2023 - 31/12/2023	NP	20/05/2024	30.25	5.5%	1
TNL	02/05/2024	0.3	Baht	-	RE	20/05/2024	34.00	0.9%	1
TWPC	02/05/2024	0.091	Baht	-	RE	23/05/2024	3.64	2.5%	1
WIIK	02/05/2024	0.06	Baht	01/01/2023 - 31/12/2023	Both	20/05/2024	1.51	4.0%	1
BE8	03/05/2024	0.23	Baht	01/01/2023 - 31/12/2023	NP	23/05/2024	27.75	0.8%	0.5
CHG	03/05/2024	0.05	Baht	01/01/2023 - 31/12/2023	NP	24/05/2024	2.90	1.7%	0.1
CPR	03/05/2024	0.116	Baht	01/01/2023 - 31/12/2023	NP	24/05/2024	4.78	2.4%	1
CRC	03/05/2024	0.55	Baht	01/01/2023 - 31/12/2023	NP	24/05/2024	37.25	1.5%	1
D	03/05/2024	0.06	Baht	01/01/2023 - 31/12/2023	NP	21/05/2024	3.92	1.5%	0.5
DMT	03/05/2024	0.15	Baht	01/01/2023 - 31/12/2023	NP	24/05/2024	11.80	1.3%	5.2
ICC	03/05/2024	1.144123746	Baht	-	RE	21/05/2024	45.00	2.5%	1
ICC	03/05/2024	3.90814 : 1 Share	-	-	RE	21/05/2024	45.00	-	1
IND	03/05/2024	0.015	Baht	01/01/2023 - 31/12/2023	NP	21/05/2024	0.97	1.5%	0.5
INET	03/05/2024	0.116	Baht	01/01/2023 - 31/12/2023	NP	23/05/2024	4.88	2.4%	1
IVL	03/05/2024	0.175	Baht	01/01/2023 - 31/12/2023	NP	23/05/2024	24.40	0.7%	1
KWM	03/05/2024	0.058	Baht	01/01/2023 - 31/12/2023	Both	23/05/2024	1.49	3.9%	0.5
L&E	03/05/2024	0.04	Baht	-	RE	20/05/2024	1.33	3.0%	1
LH	03/05/2024	0.3	Baht	01/07/2023 - 31/12/2023	NP	21/05/2024	7.00	4.3%	1
LRH	03/05/2024	1.35	Baht	01/01/2023 - 31/12/2023	Both	23/05/2024	41.00	3.3%	10
NOBLE	03/05/2024	0.118	Baht	01/10/2023 - 31/12/2023	Both	24/05/2024	3.70	3.2%	1
ONEE	03/05/2024	0.13	Baht	01/07/2023 - 31/12/2023	NP	24/05/2024	5.05	2.6%	2
PCC	03/05/2024	0.14	Baht	01/01/2023 - 31/12/2023	NP	28/05/2024	3.06	4.6%	1
PF	03/05/2024	0.013	Baht	01/01/2023 - 31/12/2023	NP	24/05/2024	0.27	4.8%	1
PIMO	03/05/2024	0.03	Baht	01/07/2023 - 31/12/2023	NP	21/05/2024	1.49	2.0%	0.25
PL	03/05/2024	0.11	Baht	01/01/2023 - 31/12/2023	NP	21/05/2024	2.02	5.4%	1
RBF	03/05/2024	0.175	Baht	01/01/2023 - 31/12/2023	NP	20/05/2024	11.50	1.5%	1
ROCK	03/05/2024	0.5	Baht	01/01/2023 - 31/12/2023	NP	24/05/2024	10.00	5.0%	10
ROJNA	03/05/2024	0.4	Baht	01/01/2023 - 31/12/2023	NP	24/05/2024	7.50	5.3%	1
SABINA	03/05/2024	0.67	Baht	-	RE	17/05/2024	25.50	2.6%	1
SEAFCO	03/05/2024	0.09	Baht	01/01/2023 - 31/12/2023	NP	27/05/2024	2.64	3.4%	0.5
SEAFCO	03/05/2024	10 : 1 Share	-	01/01/2023 - 31/12/2023	NP	27/05/2024	2.64	-	0.5
SO	03/05/2024	0.2	Baht	01/07/2023 - 31/12/2023	Both	21/05/2024	6.85	2.9%	1
SSF	03/05/2024	0.3704	Baht	01/01/2023 - 31/12/2023	NP	23/05/2024	7.80	4.7%	1
TC	03/05/2024	0.1	Baht	01/01/2023 - 31/12/2023	NP	24/05/2024	5.80	1.7%	1
TGE	03/05/2024	0.0026	Baht	01/01/2023 - 31/12/2023	NP	24/05/2024	3.34	0.1%	0.5
THREL	03/05/2024	0.07	Baht	01/01/2023 - 31/12/2023	NP	-	2.18	3.2%	1
THREL	03/05/2024	61 : 1 Share	-	01/01/2023 - 31/12/2023	NP	-	2.18	-	1
TPBI	03/05/2024	0.25	Baht	01/01/2023 - 31/12/2023	NP	24/05/2024	4.02	6.2%	1
TRP	03/05/2024	0.3	Baht	01/01/2023 - 31/12/2023	NP	23/05/2024	14.40	2.1%	0.5
TRT	03/05/2024	0.21	Baht	01/01/2023 - 31/12/2023	NP	21/05/2024	3.14	6.7%	1
UBA	03/05/2024	0.048	Baht	01/01/2023 - 31/12/2023	NP	21/05/2024	1.11	4.3%	0.5
AMATAV	07/05/2024	0.01235	Baht	01/01/2023 - 31/12/2023	NP	23/05/2024	5.55	0.2%	0.5
AMATAV	07/05/2024	1 : 0.14 Share	-	01/01/2023 - 31/12/2023	NP	23/05/2024	5.55	-	0.5
ASEFA	07/05/2024	0.19	Baht	01/01/2023 - 31/12/2023	NP	24/05/2024	3.92	4.8%	1
ASIAN	07/05/2024	0.29	Baht	01/07/2023 - 31/12/2023	NP	24/05/2024	6.75	4.3%	1
AU	07/05/2024	0.21	Baht	01/01/2023 - 31/12/2023	NP	23/05/2024	9.10	2.3%	0.1
BAY	07/05/2024	0.45	Baht	-	RE	23/05/2024	26.50	1.7%	10
BEC	07/05/2024	0.06	Baht	-	RE	23/05/2024	4.80	1.3%	1
BLA	07/05/2024	0.2	Baht	-	RE	-	18.30	1.1%	1
CH	07/05/2024	0.04	Baht	-	RE	17/05/2024	2.50	1.6%	0.5
CIVIL	07/05/2024	0.012	Baht	01/01/2023 - 31/12/2023	NP	24/05/2024	2.18	0.6%	1
CKP	07/05/2024	0.085	Baht	01/01/2023 - 31/12/2023	Both	23/05/2024	3.94	2.2%	1

Source: SET



## Exhibit 28: Upcoming XD [5/6]

Symbol	X-Date	Dividend (per Share)	Unit	Operation Period	Source of Dividend	Payment Date	Price	Div Yield	Par
COLOR	07/05/2024	0.03	Baht	01/01/2023 - 31/12/2023	Both	24/05/2024	1.32	2.3%	1
CPALL	07/05/2024	1	Baht	01/01/2023 - 31/12/2023	NP	24/05/2024	56.25	1.8%	1
CPANEL	07/05/2024	0.16	Baht	01/01/2023 - 31/12/2023	NP	24/05/2024	6.15	2.6%	1
CSR	07/05/2024	1.57	Baht	01/01/2023 - 31/12/2023	NP	24/05/2024	67.75	2.3%	10
CSS	07/05/2024	0.02	Baht	01/01/2023 - 31/12/2023	NP	24/05/2024	0.93	2.2%	0.5
DEXON	07/05/2024	0.052	Baht	01/01/2023 - 31/12/2023	NP	24/05/2024	2.12	2.5%	0.5
EASON	07/05/2024	0.05	Baht	01/01/2023 - 31/12/2023	NP	24/05/2024	1.25	4.0%	1
EKH	07/05/2024	40 : 1 Share	-	01/01/2023 - 31/12/2023	NP	20/05/2024	7.85	-	0.5
EKH	07/05/2024	0.3	Baht	01/01/2023 - 31/12/2023	NP	20/05/2024	7.85	3.8%	0.5
ILINK	07/05/2024	0.39	Baht	01/01/2023 - 31/12/2023	NP	23/05/2024	7.30	5.3%	1
IP	07/05/2024	0.0348	Baht	-	RE	24/05/2024	8.90	0.4%	0.5
IP	07/05/2024	8 : 5 Share	-	-	RE	24/05/2024	8.90	-	0.5
ITEL	07/05/2024	0.0696	Baht	01/01/2023 - 31/12/2023	NP	23/05/2024	2.62	2.7%	0.5
JDF	07/05/2024	0.04	Baht	01/01/2023 - 31/12/2023	NP	20/05/2024	2.64	1.5%	0.5
KTMS	07/05/2024	0.014	Baht	01/01/2023 - 31/12/2023	NP	24/05/2024	2.50	0.6%	0.5
MATI	07/05/2024	0.25	Baht	-	RE	23/05/2024	7.25	3.4%	1
MGT	07/05/2024	0.07	Baht	01/07/2023 - 31/12/2023	NP	20/05/2024	2.54	2.8%	0.5
NL	07/05/2024	0.12082	Baht	01/01/2023 - 31/12/2023	NP	21/05/2024	2.46	4.9%	1
NNCL	07/05/2024	0.06	Baht	01/01/2023 - 31/12/2023	NP	23/05/2024	2.04	2.9%	1
OCC	07/05/2024	0.07	Baht	-	RE	21/05/2024	10.20	0.7%	1
ORN	07/05/2024	0.05	Baht	01/01/2023 - 31/12/2023	NP	24/05/2024	1.32	3.8%	1
PRAKIT	07/05/2024	1	Baht	01/01/2023 - 31/12/2023	NP	23/05/2024	11.60	8.6%	1
PRAPAT	07/05/2024	25 : 1 Share	-	01/01/2023 - 31/12/2023	NP	27/05/2024	1.71	-	0.5
PRAPAT	07/05/2024	0.04	Baht	01/01/2023 - 31/12/2023	NP	27/05/2024	1.71	2.3%	0.5
PRM	07/05/2024	0.26	Baht	01/01/2023 - 31/12/2023	NP	24/05/2024	7.30	3.6%	1
S&J	07/05/2024	2.25	Baht	-	RE	21/05/2024	53.00	4.2%	1
SAFE	07/05/2024	0.15	Baht	01/10/2023 - 31/12/2023	NP	24/05/2024	20.60	0.7%	1
SALEE	07/05/2024	0.035	Baht	01/01/2023 - 31/12/2023	Both	27/05/2024	0.73	4.8%	0.25
SCN	07/05/2024	0.0124	Baht	01/01/2023 - 31/12/2023	NP	23/05/2024	1.15	1.1%	0.5
SELIC	07/05/2024	0.03273	Baht	01/01/2023 - 31/12/2023	NP	24/05/2024	2.46	1.3%	0.5
SITHAI	07/05/2024	0.04	Baht	-	RE	24/05/2024	1.21	3.3%	1
SM	07/05/2024	0.03	Baht	01/01/2023 - 31/12/2023	NP	27/05/2024	1.34	2.2%	0.5
SNNP	07/05/2024	0.25	Baht	01/07/2023 - 31/12/2023	NP	24/05/2024	16.70	1.5%	0.5
SPALI	07/05/2024	0.75	Baht	01/07/2023 - 31/12/2023	NP	21/05/2024	20.90	3.6%	1
SSP	07/05/2024	0.1	Baht	01/01/2023 - 31/12/2023	NP	24/05/2024	7.65	1.3%	1
SWC	07/05/2024	10 : 1 Share	-	01/01/2023 - 31/12/2023	NP	24/05/2024	3.14	-	0.5
SWC	07/05/2024	0.005555556	Baht	01/01/2023 - 31/12/2023	NP	24/05/2024	3.14	0.2%	0.5
TACC	07/05/2024	0.19	Baht	01/01/2023 - 31/12/2023	NP	20/05/2024	4.98	3.8%	0.25
TFMAMA	07/05/2024	2.17	Baht	01/07/2023 - 31/12/2023	Both	23/05/2024	213.00	1.0%	1
TPA	07/05/2024	0.25	Baht	-	RE	21/05/2024	4.32	5.8%	1
VENTURE19	07/05/2024	-	Baht	-	-	07/06/2024	-	-	-
VIBHA	07/05/2024	0.05	Baht	01/01/2023 - 31/12/2023	NP	27/05/2024	2.00	2.5%	0.1
AMARIN	08/05/2024	0.18	Baht	01/01/2023 - 31/12/2023	NP	24/05/2024	4.98	3.6%	1
AP	08/05/2024	0.7	Baht	01/01/2023 - 31/12/2023	NP	23/05/2024	10.00	7.0%	1
ARROW	08/05/2024	0.25	Baht	01/01/2023 - 31/12/2023	Both	23/05/2024	6.40	3.9%	1
AYUD	08/05/2024	1.67	Baht	01/01/2023 - 31/12/2023	NP	29/05/2024	35.75	4.7%	1
BAFS	08/05/2024	0.14	Baht	-	RE	23/05/2024	23.90	0.6%	1
CENTEL	08/05/2024	0.42	Baht	01/01/2023 - 31/12/2023	NP	27/05/2024	42.75	1.0%	1
EASTW	08/05/2024	0.05	Baht	01/07/2023 - 31/12/2023	NP	29/05/2024	3.50	1.4%	1
FE	08/05/2024	8.5	Baht	01/01/2023 - 31/12/2023	Both	23/05/2024	189.00	4.5%	10
FLOYD	08/05/2024	0.006172839	Baht	01/01/2023 - 31/12/2023	Both	24/05/2024	1.23	0.5%	0.5
FLOYD	08/05/2024	9 : 1 Share	-	01/01/2023 - 31/12/2023	Both	24/05/2024	1.23	-	0.5
ORI	08/05/2024	0.3	Baht	01/07/2023 - 31/12/2023	NP	23/05/2024	7.05	4.3%	0.5
PCSGH	08/05/2024	0.2	Baht	01/07/2023 - 31/12/2023	Both	24/05/2024	5.00	4.0%	1

Source: SET

## Exhibit 29: Upcoming XD [6/6]

Symbol	X-Date	Dividend (per Share)	Unit	Operation Period	Source of Dividend	Payment Date	Price	Div Yield	Par
PIN	08/05/2024	0.59	Baht	01/01/2023 - 31/12/2023	NP	24/05/2024	7.50	7.9%	1
PPM	08/05/2024	0.058	Baht	01/01/2023 - 31/12/2023	NP	24/05/2024	2.30	2.5%	0.5
SAWAD	08/05/2024	10 : 1 Share	-	01/01/2023 - 31/12/2023	NP	23/05/2024	40.00	-	1
SAWAD	08/05/2024	0.0115	Baht	01/01/2023 - 31/12/2023	NP	23/05/2024	40.00	0.0%	1
SCAP	08/05/2024	0.0023	Baht	01/01/2023 - 31/12/2023	NP	23/05/2024	2.88	0.1%	1
SCAP	08/05/2024	50 : 1 Share	-	01/01/2023 - 31/12/2023	NP	23/05/2024	2.88	-	1
SHANG	08/05/2024	1	Baht	01/01/2023 - 31/12/2023	NP	24/05/2024	48.50	2.1%	10
TLI	08/05/2024	0.5	Baht	01/01/2023 - 31/12/2023	NP	-	9.30	5.4%	1
TOA	08/05/2024	0.35	Baht	01/07/2023 - 31/12/2023	NP	28/05/2024	20.70	1.7%	1
TRU	08/05/2024	0.2	Baht	01/01/2023 - 31/12/2023	Both	24/05/2024	3.40	5.9%	1
A5	09/05/2024	0.05	Baht	01/01/2023 - 31/12/2023	NP	20/05/2024	3.12	1.6%	0.5
AKR	09/05/2024	0.065	Baht	01/01/2023 - 31/12/2023	NP	24/05/2024	0.97	6.7%	0.8
ALLA	09/05/2024	0.12	Baht	01/01/2023 - 31/12/2023	NP	24/05/2024	1.87	6.4%	0.5
AMATA	09/05/2024	0.4	Baht	01/01/2023 - 31/12/2023	NP	24/05/2024	23.60	1.7%	1
AWC	09/05/2024	0.05	Baht	01/01/2023 - 31/12/2023	Both	24/05/2024	3.88	1.3%	1
CCP	09/05/2024	0.01	Baht	-	RE	29/05/2024	0.37	2.7%	0.25
FVC	09/05/2024	0.01	Baht	01/01/2023 - 31/12/2023	NP	30/05/2024	0.84	1.2%	0.5
GTB	09/05/2024	0.04	Baht	01/01/2023 - 31/12/2023	NP	29/05/2024	0.71	5.6%	0.25
HPT	09/05/2024	0.016	Baht	01/01/2023 - 31/12/2023	Both	23/05/2024	0.63	2.5%	0.25
KUMWEL	09/05/2024	0.05	Baht	01/01/2023 - 31/12/2023	NP	24/05/2024	1.77	2.8%	0.5
M	09/05/2024	1	Baht	01/01/2023 - 31/12/2023	NP	24/05/2024	36.00	2.8%	1
PG	09/05/2024	0.2	Baht	01/01/2023 - 31/12/2023	NP	21/05/2024	9.20	2.2%	1
SENX	09/05/2024	0.00829	Baht	01/01/2023 - 31/12/2023	NP	21/05/2024	0.61	1.4%	0.5
SJWD	09/05/2024	0.25	Baht	01/01/2023 - 31/12/2023	NP	27/05/2024	16.40	1.5%	0.5
SK	09/05/2024	0.05	Baht	01/01/2023 - 31/12/2023	NP	24/05/2024	0.87	5.7%	0.5
SMIT	09/05/2024	0.14	Baht	01/07/2023 - 31/12/2023	NP	24/05/2024	4.50	3.1%	1
SSSC	09/05/2024	0.222	Baht	01/01/2023 - 31/12/2023	NP	24/05/2024	3.08	7.2%	1
TBN	09/05/2024	0.14	Baht	01/07/2023 - 31/12/2023	NP	20/05/2024	11.70	1.2%	0.5
TOPP	09/05/2024	6.68	Baht	01/01/2023 - 31/12/2023	NP	29/05/2024	166.00	4.0%	10
TPAC	09/05/2024	0.45	Baht	01/01/2023 - 31/12/2023	NP	24/05/2024	15.70	2.9%	1
WHA	09/05/2024	0.117	Baht	01/01/2023 - 31/12/2023	NP	24/05/2024	4.76	2.5%	0.1
CHARAN	10/05/2024	1.25	Baht	01/01/2023 - 31/12/2023	NP	23/05/2024	23.70	5.3%	10
GABLE	10/05/2024	0.289	Baht	01/01/2023 - 31/12/2023	Both	28/05/2024	4.80	6.0%	1
ILM	10/05/2024	0.75	Baht	01/01/2023 - 31/12/2023	NP	23/05/2024	21.20	3.5%	5
KAMART	10/05/2024	0.112	Baht	01/01/2023 - 31/12/2023	Both	24/05/2024	14.60	0.8%	0.6
KAMART	10/05/2024	5 : 1 Share	-	01/01/2023 - 31/12/2023	Both	24/05/2024	14.60	-	0.6
NEW	10/05/2024	2.3	Baht	01/01/2023 - 31/12/2023	NP	24/05/2024	110.00	2.1%	10
SENA	10/05/2024	0.234214	Baht	01/01/2023 - 31/12/2023	NP	24/05/2024	2.82	8.3%	1
SIAM	10/05/2024	0.01	Baht	01/01/2023 - 31/12/2023	NP	27/05/2024	1.31	0.8%	1
UMI	10/05/2024	0.03	Baht	01/01/2023 - 31/12/2023	Both	28/05/2024	1.03	2.9%	1
PB	13/05/2024	1.14	Baht	-	RE	21/05/2024	67.00	1.7%	1
SMT	14/05/2024	0.07	Baht	-	RE	21/05/2024	2.84	2.5%	1
MSFT80X	15/05/2024	0.00997	Baht	-	-	11/04/2024	-	-	-

Source: SET

## Exhibit 30: New securities

Common Shares	Trade Date	Market	Industry	Sector	Subscription on Date	IPO Price (Baht)	Listed Shares (Shares)
BKGI	20/03/2024	SET	Services	Health Care Services	12/03/2024 - 14/03/2024	1.63	600,000,000
Derivative Warrants	Trade Date	Underlying	Issuer	DW Type	Market	Maturity Date	Exercise Price (Baht)
BABA41C2407A	20/03/2024	BABA	JPM	Call	SET	03/08/2024	86
CPF11C2408A	20/03/2024	CPF	KS	Call	SET	05/09/2024	25
CPN41C2407A	20/03/2024	CPN	JPM	Call	SET	10/07/2024	80
FORTH13C2408A	20/03/2024	FORTH	KGI	Call	SET	10/08/2024	20.2
GPSC19C2408A	20/03/2024	GPSC	YUANTA	Call	SET	08/08/2024	73.75
HADIL41C2407A	20/03/2024	HADIL	JPM	Call	SET	03/08/2024	20
HSTECH28C2406A	20/03/2024	HSTECH	MACQ	Call	SET	03/07/2024	3,900.00
JD28C2408B	20/03/2024	JD	MACQ	Call	SET	04/09/2024	128
JD41C2407A	20/03/2024	JD	JPM	Call	SET	03/08/2024	120
KKP13C2408A	20/03/2024	KKP	KGI	Call	SET	10/08/2024	67
KTC41C2407A	20/03/2024	KTC	JPM	Call	SET	10/07/2024	55
MEITUA28C2408A	20/03/2024	MEITUAN	MACQ	Call	SET	04/09/2024	116
MINT11C2408A	20/03/2024	MINT	KS	Call	SET	05/09/2024	43
PLANB11C2408A	20/03/2024	PLANB	KS	Call	SET	05/09/2024	10.8
PTTGC41C2407A	20/03/2024	PTTGC	JPM	Call	SET	10/07/2024	47
SET5041P2406C	20/03/2024	SET50	JPM	Put	SET	03/07/2024	750
TENCEN28P2408A	20/03/2024	TENCENT	MACQ	Put	SET	04/09/2024	232
TLI41C2407A	20/03/2024	TLI	JPM	Call	SET	10/07/2024	11.3
TOP13C2408A	20/03/2024	TOP	KGI	Call	SET	10/08/2024	80
TOP19C2408A	20/03/2024	TOP	YUANTA	Call	SET	08/08/2024	80.25
TRUE11P2408A	20/03/2024	TRUE	KS	Put	SET	05/09/2024	5.55
TU41C2408A	20/03/2024	TU	JPM	Call	SET	07/08/2024	17.9
VGI13P2408A	20/03/2024	VGI	KGI	Put	SET	10/08/2024	1.15
XIAOMI41C2407A	20/03/2024	XIAOMI	JPM	Call	SET	03/08/2024	18

Source: SET