

19 MARCH 2024

# SPOTLIGHT ON THAILAND

## Published Reports

- MEGA LIFESCIENCES (MEGA TB) - Target to double 2019 profit by 2025; Maintain BUY TP THB56.00
- TMBTHANACHART BANK (TTB TB) - Shining bright like a diamond; Maintain BUY TP THB2.19

## Economics

- Hong Kong woos Thai investors
- Domestic gas for power generation could fall short
- Nasdaq tech glitch disrupts premarket trading

## Corporate News

- Index Living Mall eyes Furinbox growth
- AWC still bullish on Songkran bookings
- CRG targeting up to 120 new restaurants
- AirAsia ramps up expansion with Cambodia flights from May

Indices	Index as of 18-Mar-24	Change -1D (%)	Change YTD (%)	Net Foreign YTD (USD m)
Thailand SET	1,386	(0.0)	(2.1)	(892)
China SHCOMP	3,085	1.0	3.7	
Hong Kong HSI	16,737	0.1	(1.8)	
India SENSEX	72,748	0.1	0.7	1,843
Indonesia JCI	7,302	(0.3)	0.4	1,681
Korea KOSPI	2,686	0.7	1.2	8,113
MY FBMKLCI	1,554	0.1	6.8	
PH PCOMP	6,853	0.5	6.3	195
SG FSSTI	3,172	(0.0)	(2.1)	
Taiwan TWSE	19,880	1.0	10.9	7,721
VN VNINDEX	1,244	(1.6)	10.1	(158)
MSCI Emerging	1,038	0.3	1.4	
Nikkei 225	39,740	2.7	18.8	
FTSE 100	7,723	(0.1)	(0.1)	
CAC 40	8,148	(0.2)	8.0	
DAX	17,933	(0.0)	7.1	
Dow Jones	38,790	0.2	2.9	
Nasdaq	16,103	0.8	7.3	
S&P 500	5,149	0.6	8.0	
Brent	86.89	1.8	12.8	
Dubai	85.71	0.7	12.0	
WTI	82.72	0.1	15.5	
GOLD	2,160.36	0.0	4.8	
Trade data (THB m)	Buy (THB m)	Sell (THB m)	Net (THB m)	Share (%) (THB m)
Foreign	19,266	19,564	(298)	52
Retail	11,416	11,921	(505)	31
Prop Trade	2,532	2,475	56	7
Local Institution	4,168	3,422	746	10
Total Trade	37,383	37,383	0	100
Rates	Last close 18/03/2024	1M ago 19/02/2024	End last yr 29/12/2023	1yr ago 20/03/2023
THB/USD	35.98	36.02	34.14	34.11
Inflation *	(0.77)	(1.11)	(0.83)	3.79
MLR **	7.12	7.12	7.12	6.43
1Y Fixed *	1.65	1.65	1.65	1.14
Govt bond 10Y	2.53	2.56	2.68	2.46
Commodity (USD/bbl)	Last close 18/03/2024	1M ago 16/02/2024	End last yr 29/12/2023	1yr ago 17/03/2023
Brent	86.89	83.47	77.04	72.97
Dubai	85.71	82.78	76.51	73.98
WTI	82.72	79.19	71.65	66.74
Gold	2,160	2,017	2,063	1,979
Baltic Dry	2,374	1,629	2,094	1,535
(USD/ton)	15-Mar-24	08-Mar-24	25-Dec-20	17-Mar-23
Coal	133.58	138.06	84.45	179.87
% change	(3.2)	10.2	58.2	(25.7)

\* chg y-y% last at end of most recent month end; \*\* Avg of 4 major banks;

Sources: Bloomberg, except coal from BANPU

### FSSIA Thailand Research

Jitra Amornthum, Head of Research  
 Songklod Wongchai, Strategy | +66 2646 9970 | songklod.won@fssia.com  
 Veeravat Virochpoka, Strategy | +66 2646 9965 | veeravat.v@fssia.com  
 Usanee Liuruti, Banks & Finance | +66 2646 9967 | usanee.l@fssia.com  
 Sureeporn Teewasuwet, Foods & Beverage | +66 2646 9972 | sureeporn.t@fssia.com  
 Thanyatorn Songwutti, Property | +66 2646 9963 | thanyatorn.s@fssia.com  
 Teerapol Udomvej, Healthcare, Tourism & Aviation | +66 2646 9969 | teerapol.udo@fssia.com  
 Thada Jiracharoenying, RA | +66 2646 9964 | thada.j@fssia.com  
 Maeta Cherdasatirakul, RA | +66 2646 9971 | maeta.c@fssia.com  
 Manida Sithiseree | +66 2611 3590/91 | manida.s@fnsyus.com  
 Chaiyon Rerkriengkrai | +66 2611 3592/93 | chaiyon.r@fnsyus.com  
 Napaporn Klongvanitchakij | +66 2611 3582/83 | napaporn.k@fnsyus.com  
 Rattana Detphattharakoson | +66 2611 3580/71 | rattana.d@fnsyus.com  
 Siriluk Kiatkosolkul | +66 2611 3584/85 | siriluk.k@fnsyus.com

### Thailand Equity Sales:

### Thailand Equity Trading:

THIS UNEDITED REPORT IS PREPARED UNDER TIME CONSTRAINT BY FSS INTERNATIONAL INVESTMENT ADVISORY SECURITIES CO., LTD. (FSSIA). ALL VIEWS EXPRESSED IN THIS REPORT ACCURATELY REFLECT THE PERSONAL VIEW OF THE ANALYST(S) WITH REGARD TO ANY AND ALL OF THE SUBJECT SECURITIES, COMPANIES OR ISSUERS MENTIONED IN THIS REPORT; AND (II) NO PART OF THE COMPENSATION OF THE ANALYST(S) WAS, IS, OR WILL BE, DIRECTLY OR INDIRECTLY, RELATED TO THE SPECIFIC RECOMMENDATIONS OR VIEWS EXPRESSED HEREIN. The information herein has been obtained from sources believed to be reliable and accurate; however FSSIA makes no representation as to the accuracy and completeness of such information. Information and opinions expressed herein are subject to change without notice. FSSIA has no intention to solicit investors to buy or sell any security in this report.

## Published Reports

### MEGA LIFESCIENCES (MEGA TB) - Target to double 2019 profit by 2025; Maintain BUY TP THB56.00

#### Industry saw slower growth in 2023 after the Covid benefits faded

Pharmaceutical companies that made a big jump in revenue and profit from the pandemic during 2020-22 eventually faced a steep decline in earnings growth in 2023. The combined revenue of four listed pharmaceutical companies grew 14-15% in 2020-22 and came down to 3% in 2023. The aggregate core profit of these companies soared 39% and 19% in 2021-22, respectively, but fell 2% in 2023. In 2023, approximately 20% of MEGA's total products were Covid-related products, which saw an almost 30% decrease in revenue. For this reason, MEGA reported flat revenue in 2023.

#### Target to double 2019 net profit by 2025

MEGA's management aims to double the company's 2019 net profit by 2025 after achieving their target of doubling the 2014 net profit within 2019. For 2024, management's guidance is to grow revenue by mid-single digits. The company has 43 products (14 consumer products and 29 pharmaceuticals) which are set to launch in 2024 and more than 50 products under development.

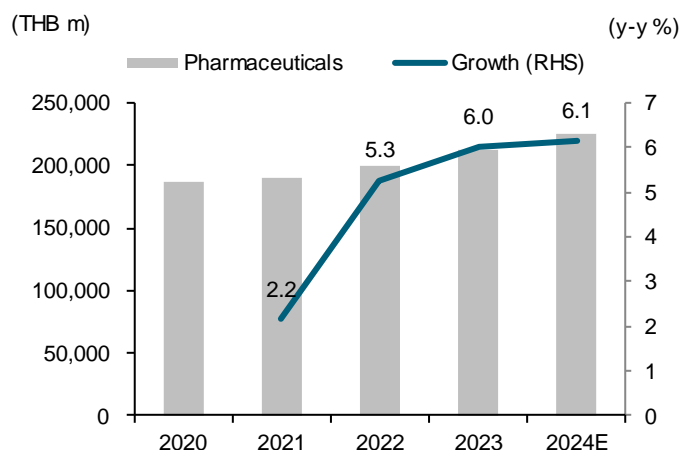
#### Indonesia set to be key growth driver in the medium to long term

The Indonesian manufacturing facility that MEGA acquired four years ago recently started to introduce some products into the domestic market. The company plans to invest THB250m in the Indonesian manufacturing plant for new dosage forms, a warehouse, and factory upgrading during 2024-25. Indonesia is set to be MEGA's medium- to long-term key growth driver, as Indonesia's pharmaceutical market is the largest market in Southeast Asia. MEGA's management expects its Indonesian facility to start contributing meaningfully from 2026 onwards. MEGA is also looking for opportunities in Vietnam, and should have some progress by 2Q24.

#### Maintain BUY with TP of THB56

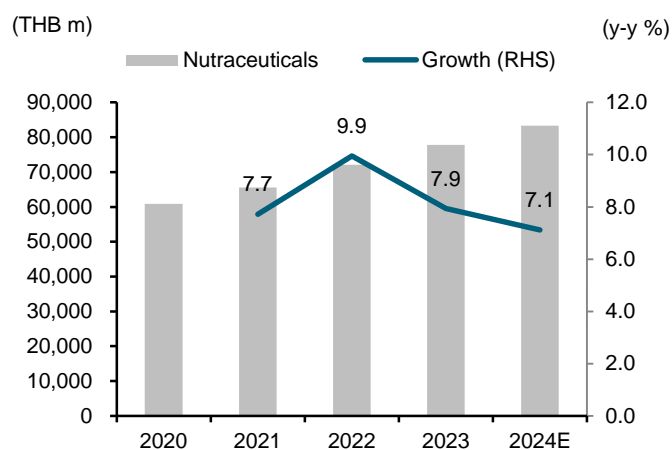
Our profit growth forecast is 5%/6%/5% in 2024-26, in line with management's guidance of mid-single digit growth. Despite experiencing low growth, MEGA is a leading brand in the health and wellness industry, especially in underpenetrated markets. We maintain our BUY rating and DCF-based TP of THB56 (8.2% WACC, 3.5% LTG). This implies 20x 2024E P/E, close to its five-year average.

#### Exhibit 1: Thailand's pharmaceutical market size



Sources: Marketeer Media's compilation

#### Exhibit 2: Thailand's nutraceutical market size



Sources: Marketeer Media's compilation

Exhibit 3: Revenue target in 2025

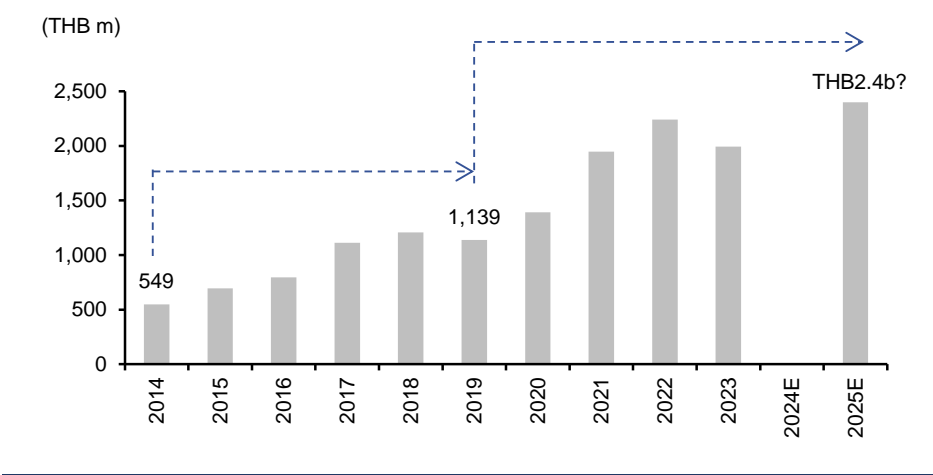


Exhibit 4: Revenue projection

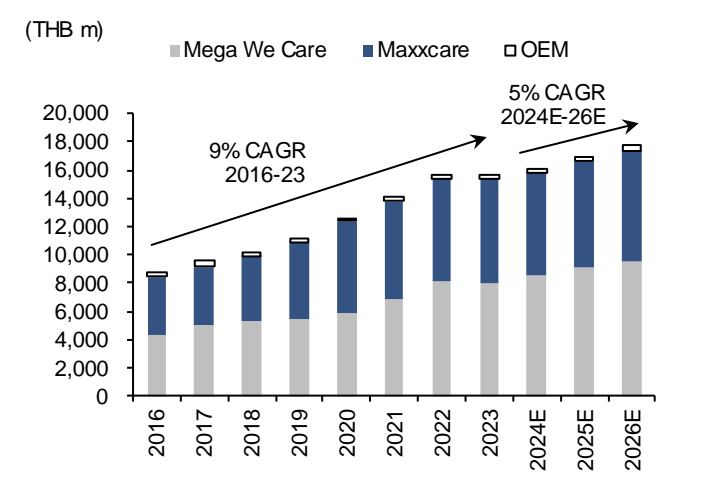
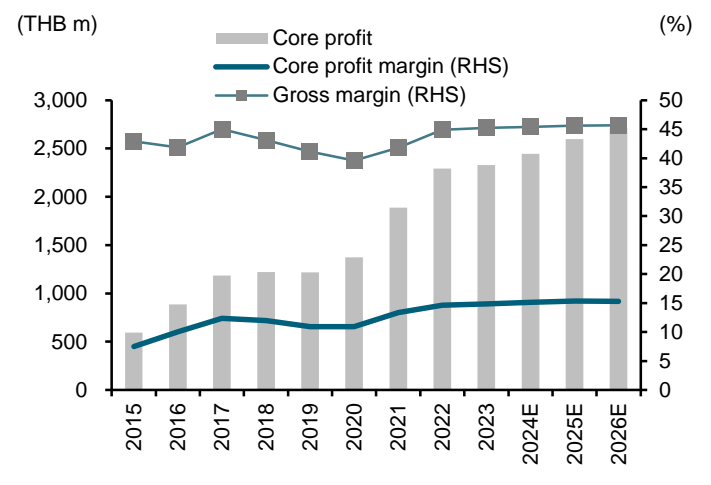


Exhibit 5: Core profit projection



## TMBTHANACHART BANK (TTB TB) - Shining bright like a diamond; Maintain BUY TP THB2.19

### Tax benefit to lift 1Q24E profit despite cloudy business conditions

We expect TTB to post a quarterly record-high net profit of THB5.38b in 1Q24, surging by 10.6% q-q and 25.3% y-y, and accounting for 33% of our full-year net profit estimate. TTB is continuing to utilize its tax benefits (THB15.5b) to reverse the income tax expenses incurred this quarter. However, its core businesses, NII and non-NII, will likely decrease in 1Q24 amid the unfavorable business conditions. We expect PPOP to increase slightly due mainly to declining operating expenses post the 4Q23 seasonality. Referencing TTB's weakening loan situation in 2M24, there has been a slight contraction, pressured by its flattening core portfolio – hire-purchase lending (30%) for new and used cars – despite increasing high-yield loans (6%). Overall, we anticipate 1Q24 loans to be relatively stable q-q but decrease 2.3% y-y and 3.6% YTD, which is still below the 2024 guidance and our flat y-y estimate. In addition, we expect 1Q24 NIM to drop 7bp to 3.35% from the rising cost of funds, which would not be offset by its loan yield management.

### Manageable asset quality; high capability to strengthen LLR

We think TTB's asset quality has no cause for concern. We project the 1Q24 NPL ratio to increase moderately to 3.12% from 3.09% in 4Q23, aligning with its policy of increasing exposure in the high-yield segment to compensate for the rising cost of funds. However, regarding TTB's intention to expand its coverage ratio to its peers' level of 189%, we project 1Q24 credit costs to widen to 145bp, exceeding the bank's normalized guidance of 125-135bp and our previous forecast of 135bp, resulting in 1Q24 finishing at 161%.

### Potential 2024-26 profit upside from tax benefits

We retain our 2024-26 earnings forecast, with 2024 net profit expected to contract by 11.4% y-y, with slight growth of c2-3% p.a. in 2025-26. However, we plan to review our assumptions after the announcement of the 1Q24 results, once getting a clear direction regarding the tax benefits and credit costs to manage the bank's bottom line.

### Retain our top BUY call with an attractive dividend yield of c5-6% p.a.

We retain TTB as our top BUY with an attractive dividend yield of c5% p.a. The 2024 TP is THB2.19 at a P/BV of 0.9x, based on a GGM valuation (LT-ROE 8.0% to reflect the remaining tax benefit, and COE 8.8%).

### Exhibit 6: TTB – 1Q24 earnings preview

Year end Dec 31	1Q23	2Q23	3Q23	4Q23	1Q24E	----- Change -----		2023	2024E	Change
	(THB m)	(THB m)	(THB m)	(THB m)	(THB m)	(q-q%)	(y-y%)	(THB m)	(THB m)	(y-y %)
Net interest income	13,502	14,093	14,665	14,948	14,862	(0.6)	10.1	57,208	56,372	12.7
Non-interest income	3,368	3,668	3,335	3,384	3,350	(1.0)	(0.5)	13,754	13,962	(2.5)
Fee income - net	2,559	2,659	2,505	2,638	2,589	(1.9)	1.2	10,362	10,469	(6.0)
Total operating income	16,870	17,760	18,000	18,332	18,212	(0.7)	8.0	70,962	70,334	9.3
Total operating expenses	7,303	7,863	7,777	8,336	8,030	(3.7)	10.0	31,280	32,219	5.5
PPOP before tax	9,567	9,897	10,223	9,996	10,182	1.9	6.4	39,682	38,115	12.7
Expected credit loss	4,276	4,244	4,354	9,326	4,800	(48.5)	12.3	22,199	17,928	(16.5)
Income tax	996	1,087	1,133	(4,197)	-	N/A	N/A	(980)	3,835	N/A
Net profit	4,295	4,566	4,735	4,867	5,382	10.6	25.3	18,463	16,351	60.2
EPS (THB)	0.04	0.05	0.05	0.05	0.06	10.6	25.3	0.19	0.17	59.9
<b>Key ratios</b>	<b>1Q23</b>	<b>2Q23</b>	<b>3Q23</b>	<b>4Q23</b>	<b>1Q24</b>	<b>---- Change ----</b>		<b>2023</b>	<b>2024E</b>	
Asset quality ratio	(%)	(%)	(%)	(%)	(%)	(q-q%)	(y-y%)	(%)	(%)	
Gross NPLs (THB m)	42,006	40,719	40,279	41,006	41,400	1.8	(1.7)	41,006	41,800	
Change (% from prior period)	0.7	(3.1)	(1.1)	1.8	1.0			(1.7)	1.9	
NPL ratios (%) - reported	2.69	2.63	2.67	2.62				2.62		
NPL ratio (%)	3.09	2.99	2.96	3.09	3.12			3.09	3.15	
Coverage ratio (%) - reported	140	144	144	155				155		
Coverage ratio (%)	140	144	144	155	161			155	159	
Credit cost (bp)	125	125	128	277	145			164	135	
Profitability ratio	(%)	(%)	(%)	(%)	(%)			(%)	(%)	
Cost to income ratio	43.3	44.3	43.2	45.5	44.1			44.1	45.8	
Average yield (%)	4.15	4.38	4.64	4.81	4.80			4.45	4.80	
Cost of funds (%)	1.29	1.39	1.47	1.60	1.68			1.42	1.92	
NIM (%) - reported	3.08	3.18	3.34	3.39				3.24		
NIM (%)	3.04	3.17	3.36	3.42	3.35			3.22	3.15	
Non-interest income/total income (%)	20.0	20.7	18.5	18.5	18.4			19.4	19.9	
Liquidity ratio	(%)	(%)	(%)	(%)	(%)			(%)	(%)	
Loan to deposit	96.8	97.7	102.5	95.8	95.9			95.8	95.8	
Loan to deposit & borrowing (LDBR)	87.9	88.6	91.9	86.6	86.7			91.8	91.8	
Capital adequacy ratio	(%)	(%)	(%)	(%)	(%)			(%)	(%)	
CAR	19.9	19.8	19.9	20.7				20.7	19.7	
CET 1/ Risk assets	15.7	15.6	16.3	17.0				17.0	15.5	
Tier 2 / Risk assets	3.7	3.6	3.6	3.7				3.7	3.6	
Loan growth	(%)	(%)	(%)	(%)	(%)			(%)	(%)	
q-q	(1.3)	0.4	(0.1)	(2.6)	(0.1)					
y-y	(0.6)	(2.1)	(2.2)	(3.5)	(2.3)			(3.5)	0.0	
Year-to-date	(1.3)	(0.9)	(1.0)	(3.5)	(0.1)					

Sources: TTB; FSSIA estimates

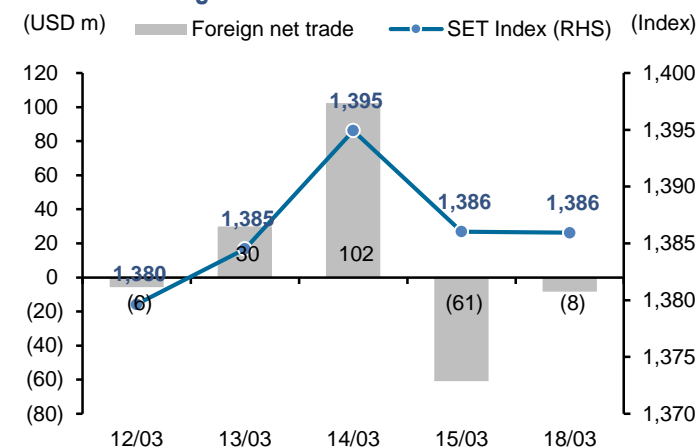
## Economic news

- [Hong Kong woos Thai investors](#) BANGKOK POST: Invest Hong Kong (InvestHK), the Chinese city's unit promoting foreign direct investment, held its first roadshow in Thailand yesterday, with the aim of encouraging more Thai companies, including startups, to invest. Alpha Lau, director-general of InvestHK, expects Thai entrepreneurs to show an interest in embarking on their businesses in Hong Kong and mainland China.
- [Domestic gas for power generation could fall short](#) BANGKOK POST: Thailand's additional domestic gas supply for power generation may be insufficient during this year's hot season, when demand for electricity typically peaks, according to the Energy Policy and Planning Office (Eppo). Gas production from the Erawan gas block in the Gulf of Thailand, which has been declining since 2018, is set to double in April, but the higher amount may be relatively small when compared with soaring electricity demand, caused by the unusually extreme hot season, said Veerapat Kiatfuengfoo, director-general of the Eppo.
- [Nasdaq tech glitch disrupts premarket trading](#) BANGKOK POST: NEW YORK - Nasdaq was investigating connectivity issues on Monday morning after trading on its exchange was disrupted for almost three hours. "The Nasdaq Stock Market continues to investigate issues with its matching engine at this time," according to a statement on the exchange website. "Nasdaq has determined root cause and is working to full resolve the issues. Additionally, any unacknowledged orders on Rash FIX have been canceled back to customers."

## Corporate news

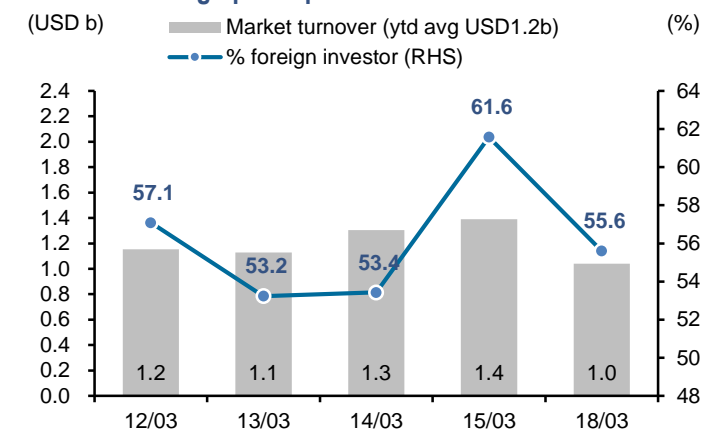
- [Index Living Mall eyes Furinbox growth](#) BANGKOK POST: Despite a high mortgage rejection rate in the low-income segment, SET-listed Index Living Mall (ILM) saw this group become one of the fastest-growing segments last year, prompting the company to expand its brand to be competitive through the sale of non-branded furniture and affordable products made in China. Kridchanok Patamasatayasonthi, managing director of ILM, said the low-income segment, which the company serves with its Furinbox brand, was able to record growth of over 100% last year and still has the potential to increase revenue from about 300 million baht to 1 billion baht within two years, with at least three-digit growth per year.
- [AWC still bullish on Songkran bookings](#) BANGKOK POST: SET-listed Asset World Corp (AWC) is unfazed by the smog in Chiang Mai as it still anticipates strong bookings for hotels and restaurants next month during the Songkran festival. Wallapa Traisorat, chief executive and president of AWC, said there had been no cancellations at its three hotels in Chiang Mai, even though the province has been overwhelmed by a hazardous level of smog.
- [CRG targeting up to 120 new restaurants](#) BANGKOK POST: Central Restaurants Group (CRG) aims to open up to 120 new restaurants this year, as it expects the restaurant industry to expand and the value to reach close to 500 billion baht in 2024. The overall market this year is expected to grow by 5-7% to be worth around 480 billion baht, said Nath Vongphanich, president of CRG.
- [AirAsia ramps up expansion with Cambodia flights from May](#) BANGKOK POST: AirAsia's Cambodia unit kicked off ticket sales for domestic flights as the budget carrier seeks to expand across the region and tap into a resurgence in travel demand. The joint venture between AirAsia parent Capital A Bhd and Cambodian hospitality firm Sivilai Asia will see its maiden flight between Phnom Penh and Siem Reap on May 2, according to a statement on Monday. The company will service routes between the two cities, as well as to Sihanoukville, using two Airbus A320 aircraft, it said.

## Exhibit 7: Foreign fund flow and SET Index



Source: Bloomberg

## Exhibit 8: Foreign participation



Source: Bloomberg

## Exhibit 9: Index performance

	SET Index		Index performance (% change)								
	Index	(%chg)	Energy	Bank	Comu	Commerce	Food	Property	Construct	Transport	Petrochem
% of SET Index			21%	11%	9%	10%	5%	6%	3%	8%	2%
Current	1,385.94	(0.0)	(0.5)	0.3	0.6	0.2	(0.0)	0.2	(0.6)	(0.8)	(1.4)
-5D	1,380.23	0.4	1.1	0.6	(0.2)	(0.2)	(0.5)	0.0	(0.2)	0.8	2.6
-1M	1,387.33	(0.1)	(1.3)	2.7	0.8	2.1	(1.2)	(1.0)	(0.6)	3.0	4.3
-3M	1,394.90	(0.6)	(1.2)	(0.6)	5.2	4.1	(1.7)	(0.7)	(5.5)	6.3	(1.7)
-6M	1,522.96	(9.0)	(4.9)	(5.9)	(6.3)	(9.2)	(8.4)	(6.5)	(10.0)	(7.2)	0.4
-1Y	1,563.67	(11.4)	(6.5)	0.3	(6.3)	(13.7)	(12.7)	(12.8)	(16.4)	(8.7)	(18.5)
WTD	1,386.04	(0.0)	(0.5)	0.3	0.6	0.2	(0.0)	0.2	(0.6)	(0.8)	(1.4)
MTD	1,370.67	1.1	1.7	0.1	3.4	(0.1)	(1.4)	(0.5)	0.8	3.1	4.0
QTD	1,415.85	(2.1)	(1.4)	(3.2)	3.1	1.3	(4.9)	(3.7)	(8.2)	5.9	(2.2)
End of last year	1,415.85	(2.1)	(1.4)	(3.2)	3.1	1.3	(4.9)	(3.7)	(8.2)	5.9	(2.2)

Source: Bloomberg

## Exhibit 10: Trade by investor types

	SET Index		Exchange rate (USD:THB)	SET Index		Equity trading / Net position				Bond Net foreign (USD m)
	Index	Change (y-y%)		Average daily turnover (THB m)	(USD m)	Foreign (USD m)	Retail (USD m)	PropTrade (USD m)	Local Inst (USD m)	
2019	1,579.84	1.0	31.06	52,468	1,689	(1,496)	(662)	477	1,681	(502)
2020	1,449.35	(8.3)	31.29	67,335	2,152	(8,287)	6,873	459	953	(1,005)
2021	1,657.62	14.4	32.00	88,443	2,764	(1,632)	3,630	435	(2,330)	6,550
2022	1,668.66	15.1	34.78	53,589	1,541	5,362	(656)	56	(4,758)	4,111
2023	1,415.85	(15.2)	34.81	51,072	1,467	(5,507)	3,348	(146)	2,305	318
2024YTD	1,385.94	(2.1)	35.55	44,317	1,247	(5,507)	3,348	(146)	2,305	319
1Q23	1,609.17	(5.1)	33.92	63,300	1,866	(1,646)	1,594	(83)	136	612
2Q23	1,503.10	(4.2)	34.48	47,432	1,376	(1,461)	593	(120)	987	(178)
3Q23	1,471.43	(7.4)	35.17	49,809	1,416	(1,420)	825	261	333	(716)
4Q23	1,415.85	(15.2)	35.64	42,734	1,199	(981)	336	(204)	849	601
1Q24	1,385.94	(13.9)	35.58	49,507	1,391	(2,164)	1,105	(86)	(127)	(952)
Jul-23	1,556.06	(1.3)	34.61	44,682	1,291	(361)	100	81	181	958
Aug-23	1,565.94	(4.5)	35.04	56,846	1,622	(443)	48	114	280	(1,057)
Sep-23	1,471.43	(7.4)	35.85	47,900	1,336	(616)	677	66	(128)	(618)
Oct-23	1,381.83	(14.1)	36.51	45,582	1,249	(431)	254	(134)	312	458
Nov-23	1,380.18	(15.6)	35.47	44,524	1,255	(548)	300	10	238	474
Dec-23	1,415.85	(15.2)	34.95	38,095	1,090	(2)	(218)	(80)	299	(331)
Jan-24	1,364.52	(18.4)	35.20	62,067	1,763	(562)	888	25	(42)	(112)
Feb-24	1,385.94	(14.6)	35.85	44,920	1,253	(1,105)	157	(62)	(178)	(429)
Mar-24	1,385.94	(13.9)	35.69	41,533	1,164	(498)	60	(49)	94	(412)
2024YTD	1,385.94	(2.1)	35.55	44,317	1,247	(6,202)	1,105	(86)	(127)	(952)
12/3/2024	1,379.63		35.57	40,987	1,152	(6)	29	1	(24)	(106)
13/3/2024	1,384.51		35.73	40,297	1,128	30	(15)	2	(17)	(12)
14/3/2024	1,394.93		35.62	46,462	1,304	102	(72)	(18)	(13)	(92)
15/3/2024	1,386.04		35.78	49,752	1,391	(61)	51	12	(3)	(104)
18/3/2024	1,385.94		35.98	37,383	1,039	(8)	(14)	2	21	(168)

Source: Bloomberg

Exhibit 11: Upcoming events

Date Time	Event	Survey	Actual	Prior	Revised
03/17/2024 03/24	Car Sales	Feb	--	54814	54587
03/22/2024 03:30	Gross International Reserves	Mar-15	--	\$225.4b	--
03/22/2024 03:30	Forward Contracts	Mar-15	--	\$29.4b	--
03/24/2024 03/29	Customs Imports YoY	Feb	--	2.60%	--
03/24/2024 03/29	Customs Exports YoY	Feb	--	10.00%	--
03/24/2024 03/29	Customs Trade Balance	Feb	--	-\$2800m	-\$2758m
03/25/2024 03/30	Mfg Production Index ISIC NSA YoY	Feb	--	-2.94%	--
03/25/2024 03/30	Capacity Utilization ISIC	Feb	--	59.43	--
03/29/2024 03:00	BoP Current Account Balance	Feb	--	-\$200m	-\$191m
03/29/2024 03:30	BoP Overall Balance	Feb	--	\$842m	--
03/29/2024 03:30	Exports	Feb	--	\$22012m	--
03/29/2024 03:30	Imports	Feb	--	\$23112m	--
03/29/2024 03:30	Exports YoY	Feb	--	7.20%	--
03/29/2024 03:30	Imports YoY	Feb	--	1.50%	--
03/29/2024 03:30	Trade Balance	Feb	--	-\$1100m	--
03/31/2024 20:30	S&P Global Thailand PMI Mfg	Mar	--	45.3	--
04/01/2024 03:30	Business Sentiment Index	Mar	--	48.8	--
04/04/2024 23:30	CPI Core YoY	Mar	--	0.43%	--
04/04/2024 23:30	CPI NSA MoM	Mar	--	0.22%	--
04/04/2024 23:30	CPI YoY	Mar	--	-0.77%	--
04/08/2024 04/17	Consumer Confidence Economic	Mar	--	57.7	--
04/08/2024 04/17	Consumer Confidence	Mar	--	63.8	--
04/10/2024 03:05	BoT Benchmark Interest Rate	Apr-10	--	2.50%	--

Source: Bloomberg

Exhibit 12: Management trading

Company	Management	Securities	Transaction	Shares	Price (THB)	Action	Value (THBm)
Kingsmen C.M.T.I. (K)	Panu Lertpenmaetha	Warrant	3/14/2024	150,000	0.37	Buy	0.06
J.R.W. Utility (JR)	Teeranont Wiwatjesadawut	Common Shares	3/15/2024	7,000	4.49	Buy	0.03
Chin Huay (CH)	Sakda Sresangnum	Common Shares	3/14/2024	14,100	2.50	Buy	0.04
Chaopraya Mananakorn (CMC)	Wichien Patayanan	Common Shares	3/14/2024	119,300	1.15	Sell	0.14
Chayo Group (CHAYO)	Suksan Yasasin	Warrant	3/14/2024	21,464,618	0.60	Sell	12.88
Chayo Group (CHAYO)	Suksan Yasasin	Warrant	3/14/2024	4,615,486	0.60	Sell	2.77
Syntec Construction (SYNTEC)	Nayot Pisantanakul	Common Shares	3/15/2024	148,900	1.83	Buy	0.27
TSTE (TSTE)	Prapas Chutimaworapan	Common Shares	3/15/2024	100	9.90	Buy	0.00
Panjawattana Plastic (PJW)	Malee Hemmontharop	Common Shares	3/8/2024	20,000,000	3.00	Sell	60.00
Panjawattana Plastic (PJW)	Kongsak Hemmontharop	Common Shares	3/8/2024	20,000,000	3.00	Sell	60.00
Precise Corporation (PCC)	Kitti Sumrit	Common Shares	3/15/2024	6,000	3.10	Buy	0.02
Micro Leasing (MICRO)	Preeda Iramaneerat	Common Shares	3/15/2024	300,000	2.33	Sell	0.70
Ratchaphruek Hospital (RPH)	Jiraporn Srinakarin	Common Shares	3/13/2024	8,000	6.35	Buy	0.05
Ratchaphruek Hospital (RPH)	Jiraporn Srinakarin	Common Shares	3/15/2024	14,000	6.35	Buy	0.09
Wattانات Hospital Trang (WPC)	Wirawit Wannaruk	Common Shares	3/13/2024	120,000	7.54	Buy	0.90
Villa Kunalai (KUN)	Praweerat Dheva-Aksorn	Common Shares	3/14/2024	10,000	1.60	Buy	0.02
Villa Kunalai (KUN)	Khuna Dheva-Aksorn	Common Shares	3/14/2024	10,000	1.60	Buy	0.02
Sabuy Technology (SABUY)	Umawadee Rattana-Udom	Common Shares	3/13/2024	350,000	4.88	Sell	1.71
Asia Network International (ANI)	Mr. Thomas Tay Nguen Cheong	Common Shares	3/14/2024	477,300	5.01	Buy	2.39
STC Concrete Product (STC)	Surasit Chaitrakulthong	Common Shares	3/15/2024	124,500	0.65	Sell	0.08
STC Concrete Product (STC)	Surasit Chaitrakulthong	Common Shares	3/15/2024	65,200	0.65	Buy	0.04
ALT Telecom (ALT)	Preeyaporn Tangpaosak	Common Shares	3/13/2024	20,200	1.53	Buy	0.03
ALT Telecom (ALT)	Preeyaporn Tangpaosak	Common Shares	3/13/2024	800	1.54	Buy	0.00
ALT Telecom (ALT)	Preeyaporn Tangpaosak	Common Shares	3/13/2024	6,400	1.55	Buy	0.01
ALT Telecom (ALT)	Preeyaporn Tangpaosak	Common Shares	3/13/2024	600	1.56	Buy	0.00
Advice IT Infinite (ADVICE)	Anocha Loetjaroenwat	Common Shares	3/11/2024	190,000	4.20	Sell	0.80

Source: SEC



## Exhibit 13: Upcoming XM [1/3]

Symbol	X-Date	Meeting Date	Agenda
ADD	19/3/2024	19/4/2024	Cash dividend payment,To acknowledge the resolution of the Board of Directors' meeting to consider approving changes in the objectives and schedule for utilization of capital increase from the initial public offering (IPO)
AMARIN	19/3/2024	26/4/2024	Cash dividend payment
ASIMAR	19/3/2024	22/4/2024	Cash dividend payment
BIOTEC	19/3/2024	29/4/2024	Omitted dividend payment
CCET	19/3/2024	30/4/2024	Cash dividend payment,Connected transaction
COMAN	19/3/2024	22/4/2024	Omitted dividend payment
FSX	19/3/2024	30/4/2024	Omitted dividend payment,Paid up capital reduction,The issuance of debentures
GRAMMY	19/3/2024	29/4/2024	Omitted dividend payment,Acquisition and disposition of assets / Acquisition or Disposition of Assets ,Changing The director(s)
GTB	19/3/2024	29/4/2024	Cash dividend payment
HFT	19/3/2024	26/4/2024	Omitted dividend payment
MASTER	19/3/2024	23/4/2024	Cash and stock dividend payment,Capital increase,The issuance of debentures,Acquisition and disposition of assets / Acquisition or Disposition of Assets
NTV	19/3/2024	25/4/2024	Cash dividend payment,Changing The director(s)
ONEE	19/3/2024	26/4/2024	Cash dividend payment,-To acknowledge the change in use of Initial Public Offering (IPO) proceeds -To approve the change of director who has the authority to sign on behalf of the company.
PATO	19/3/2024	22/4/2024	Cash dividend payment,Changing The director(s)
PYLON	19/3/2024	29/4/2024	Cash dividend payment,Changing The director(s)
RML	19/3/2024	22/4/2024	Omitted dividend payment
RT	19/3/2024	29/4/2024	Capital increase,The issuance of debentures,Omitted dividend payment
SAFARI	19/3/2024	29/4/2024	Omitted dividend payment
SEAFCO	19/3/2024	29/4/2024	Capital increase,Cash and stock dividend payment
SENX	19/3/2024	24/4/2024	Cash dividend payment,Connected transaction,Acquisition and disposition of assets / Acquisition or Disposition of Assets
SIMAT	19/3/2024	26/4/2024	Omitted dividend payment,the amendment of the objectives of the Company and its memorandum of association.
SQ	19/3/2024	18/4/2024	Cash dividend payment,The issuance of debentures
SUPEREIF	19/3/2024	23/4/2024	Cash dividend payment
SYNEX	19/3/2024	23/4/2024	Cash dividend payment
TBN	19/3/2024	29/4/2024	Cash dividend payment,To consider and approve the change in the purpose of utilizing initial public offering (IPO) proceeds
TEGH	19/3/2024	26/4/2024	Cash dividend payment
TGH	19/3/2024	26/4/2024	Capital increase,Omitted dividend payment,To consider and approve the amendment of the Company's Seal and Articles of Association Article 50 to be aligned with the change of the Company's seal.
THIP	19/3/2024	23/4/2024	Cash dividend payment,Changing The director(s)
TKS	19/3/2024	23/4/2024	Cash dividend payment
TMILL	19/3/2024	25/4/2024	Cash dividend payment,Changing The director(s)
TSI	19/3/2024	23/4/2024	Changing The director(s),Omitted dividend payment
UBE	19/3/2024	30/4/2024	Cash dividend payment,Changing The director(s)
WGE	19/3/2024	30/4/2024	Omitted dividend payment,Capital increase
BJC	20/3/2024	23/4/2024	Cash dividend payment
INETREIT	20/3/2024	19/4/2024	Financial position and performance,Appointment of auditors and audit costs
KCAR	20/3/2024	25/4/2024	Cash dividend payment
MBK	20/3/2024	24/4/2024	Capital increase,Cash dividend payment
SMT	20/3/2024	25/4/2024	Cash dividend payment
TPAC	20/3/2024	29/4/2024	Cash dividend payment
TSTE	20/3/2024	25/4/2024	Cash dividend payment,Changing The director(s),Other matters (If any)
TTA	20/3/2024	26/4/2024	Cash dividend payment,Connected transaction
WACOAL	20/3/2024	22/4/2024	Cash dividend payment,Changing The director(s),Amendments to Article 28, 34, 39, 56 of Company's Articles of Association
WIN	20/3/2024	25/4/2024	Omitted dividend payment
YGG	20/3/2024	23/4/2024	Omitted dividend payment
AMC	21/3/2024	23/4/2024	Cash dividend payment
APP	21/3/2024	23/4/2024	Cash dividend payment
B52	21/3/2024	23/4/2024	Capital increase,Omitted dividend payment
CMAN	21/3/2024	26/4/2024	Cash dividend payment
CPNREIT	21/3/2024	22/4/2024	Fund management,Financial position and performance,Appointment of auditors and audit costs
EKH	21/3/2024	26/4/2024	Capital increase,Cash and stock dividend payment
KGEN	21/3/2024	25/4/2024	Omitted dividend payment

Source: SET



## Exhibit 14: Upcoming XM [2/3]

Symbol	X-Date	Meeting Date	Agenda
MIDA	21/3/2024	26/4/2024	Omitted dividend payment,The issuance of debentures
ML	21/3/2024	26/4/2024	The issuance of debentures,Omitted dividend payment
NC	21/3/2024	23/4/2024	Cash dividend payment
NEW	21/3/2024	29/4/2024	Cash dividend payment,Changing The director(s)
PLE	21/3/2024	26/4/2024	Omitted dividend payment
RABBIT	21/3/2024	25/4/2024	Omitted dividend payment
SENA	21/3/2024	26/4/2024	Cash dividend payment,Connected transaction,Acquisition and disposition of assets / Acquisition or Disposition of Assets
SLM	21/3/2024	29/4/2024	Capital increase,Omitted dividend payment
STOWER	21/3/2024	17/4/2024	Capital increase,Omitted dividend payment,Connected transaction,Acquisition and disposition of assets / Acquisition or Disposition of Assets
TAN	21/3/2024	30/4/2024	Cash dividend payment
ACC	22/3/2024	30/4/2024	Changing The director(s),the amendment of the Company's objectives and to approve the amendment of the Company's Memorandum of Association, Clause 3.,Omitted dividend payment,Capital increase,The issuance of convertible securities
CHAYO	22/3/2024	24/4/2024	Omitted dividend payment
DHOUSE	22/3/2024	26/4/2024	Omitted dividend payment
DUSIT	22/3/2024	29/4/2024	Omitted dividend payment
EVER	22/3/2024	26/4/2024	Omitted dividend payment,Connected transaction
KJL	22/3/2024	26/4/2024	Cash dividend payment
LST	22/3/2024	26/4/2024	Cash dividend payment
PRAKIT	22/3/2024	26/4/2024	Cash dividend payment
PRG	22/3/2024	24/4/2024	Capital increase,Omitted dividend payment,The issuance of convertible securities,Increase the number of directors
ROCK	22/3/2024	29/4/2024	Cash dividend payment,Changing The director(s)
B	25/3/2024	26/4/2024	Omitted dividend payment
BWG	25/3/2024	29/4/2024	Omitted dividend payment,Connected transaction,Acquisition and disposition of assets / Acquisition or Disposition of Assets ,Capital increase,The issuance of convertible securities
CMO	25/3/2024	25/4/2024	Omitted dividend payment
CRC	25/3/2024	25/4/2024	Cash dividend payment,Connected transaction,Changing The director(s),The amendment of the Articles of Association
EE	25/3/2024	24/4/2024	Omitted dividend payment
ETC	25/3/2024	30/4/2024	Capital increase,Omitted dividend payment,Connected transaction,Acquisition and disposition of assets / Acquisition or Disposition of Assets ,The issuance of convertible securities
FE	25/3/2024	25/4/2024	Cash dividend payment
FUTUREPF	25/3/2024	-	Fund management,Financial position and performance,Appointment of auditors and audit costs
HARN	25/3/2024	29/4/2024	Cash dividend payment,Acquisition and disposition of assets / Acquisition or Disposition of Assets ,Connected transaction
KCE	25/3/2024	18/4/2024	Cash dividend payment
LEE	25/3/2024	29/4/2024	Cash dividend payment,Changing The director(s)
NNCL	25/3/2024	25/4/2024	Cash dividend payment
PRIME	25/3/2024	30/4/2024	Omitted dividend payment,Capital increase,Changing The director(s)
PROUD	25/3/2024	24/4/2024	Omitted dividend payment
SMIT	25/3/2024	25/4/2024	Cash dividend payment
SYNTEC	25/3/2024	30/4/2024	Cash dividend payment
TNL	25/3/2024	22/4/2024	Cash dividend payment,Connected transaction,Changing The director(s)
ANAN	26/3/2024	25/4/2024	Omitted dividend payment,Capital increase
INSURE	26/3/2024	25/4/2024	Omitted dividend payment,Capital increase
MORE	26/3/2024	19/4/2024	Omitted dividend payment
STPI	26/3/2024	24/4/2024	Omitted dividend payment
TFMAMA	26/3/2024	25/4/2024	Cash dividend payment
VIH	26/3/2024	26/4/2024	Cash dividend payment,Acquisition and disposition of assets / Acquisition or Disposition of Assets ,Capital increase,The issuance of convertible securities
BE8	27/3/2024	25/4/2024	Cash dividend payment
BTW	27/3/2024	23/4/2024	Omitted dividend payment
FNS	27/3/2024	29/4/2024	Omitted dividend payment
KTMS	27/3/2024	26/4/2024	Cash dividend payment
LHHOTEL	27/3/2024	29/4/2024	Financial position and performance,Appointment of auditors and audit costs
LHPF	27/3/2024	-	Fund management,Financial position and performance,Appointment of auditors and audit costs,Topic 1 To acknowledge the minutes of the previous meeting.
LHSC	27/3/2024	-	Fund management,Financial position and performance,Appointment of auditors and audit costs,Topic 1 To acknowledge the minutes of the previous meeting.

Source: SET

## Exhibit 15: Upcoming XM [3/3]

Symbol	X-Date	Meeting Date	Agenda
MJD	27/3/2024	25/4/2024	Omitted dividend payment,Capital increase
PERM	27/3/2024	25/4/2024	Omitted dividend payment
QHHR	27/3/2024	-	Fund management,Financial position and performance,Appointment of auditors and audit costs,Topic 1 To acknowledge the minutes of the previous meeting.
QHPP	27/3/2024	-	Fund management,Financial position and performance,Appointment of auditors and audit costs,Topic 1 To acknowledge the minutes of the previous meeting.
RWI	27/3/2024	30/4/2024	Omitted dividend payment,Capital increase
SAUCE	27/3/2024	24/4/2024	Cash dividend payment
SGC	27/3/2024	18/4/2024	Omitted dividend payment
TRC	27/3/2024	29/4/2024	Omitted dividend payment
UREKA	27/3/2024	29/4/2024	Omitted dividend payment,Reduce the registered capital of the company
WELL	27/3/2024	26/4/2024	Omitted dividend payment
WHART	27/3/2024	-	Fund management,Financial position and performance,Appointment of auditors and audit costs
WORLD	27/3/2024	26/4/2024	Omitted dividend payment
CGH	28/3/2024	29/4/2024	Omitted dividend payment,Capital increase,The issuance of convertible securities
FANCY	28/3/2024	29/4/2024	Omitted dividend payment
GIFT	28/3/2024	29/4/2024	Omitted dividend payment,Acquisition and disposition of assets / Acquisition or Disposition of Assets , -
GJS	28/3/2024	26/4/2024	Omitted dividend payment
GSTEEL	28/3/2024	26/4/2024	Omitted dividend payment,Connected transaction,Changing The director(s)
HEALTH	28/3/2024	29/4/2024	Omitted dividend payment,Capital increase
KC	28/3/2024	24/4/2024	Omitted dividend payment,Changing The director(s)
MILL	28/3/2024	24/4/2024	Capital increase
PEER	28/3/2024	23/4/2024	Omitted dividend payment
PTECH	28/3/2024	26/4/2024	Omitted dividend payment,The issuance of debentures
RAM	28/3/2024	30/4/2024	Cash dividend payment
RS	28/3/2024	30/4/2024	Omitted dividend payment
SAAM	28/3/2024	24/4/2024	Omitted dividend payment
SABUY	28/3/2024	29/4/2024	Omitted dividend payment
SBNEXT	28/3/2024	26/4/2024	Omitted dividend payment
SDC	28/3/2024	25/4/2024	Omitted dividend payment,Capital increase,The amendment of the Company's Articles of Association
STEC	28/3/2024	26/4/2024	Cash dividend payment
THMUI	28/3/2024	23/4/2024	Omitted dividend payment
TNPF	28/3/2024	-	Fund management,Financial position and performance,Appointment of auditors and audit costs
TRV	28/3/2024	26/4/2024	Omitted dividend payment
BYD	29/3/2024	24/4/2024	Capital increase,Omitted dividend payment
CEN	29/3/2024	30/4/2024	Omitted dividend payment
FVC	29/3/2024	30/4/2024	Cash dividend payment
GEL	29/3/2024	30/4/2024	Omitted dividend payment
GTV	29/3/2024	29/4/2024	Omitted dividend payment,Changing The director(s)
MK	29/3/2024	25/4/2024	Omitted dividend payment
POLAR	29/3/2024	26/4/2024	Capital increase
SAWANG	1/4/2024	29/4/2024	Omitted dividend payment
CRANE	2/4/2024	25/4/2024	Omitted dividend payment
SOLAR	2/4/2024	29/4/2024	Omitted dividend payment
CSR	3/4/2024	26/4/2024	Cash dividend payment,Changing The director(s)
NEWS	3/4/2024	30/4/2024	Omitted dividend payment
AQUA	4/4/2024	30/4/2024	Omitted dividend payment,Changing The director(s)
NOVA	4/4/2024	30/4/2024	Omitted dividend payment
CIG	10/4/2024	30/4/2024	Omitted dividend payment

Source: SET

## Exhibit 16: Upcoming XR

Symbol	X-Date	Announce Date	Rights for	Subscription Price	Unit	Subscription Ratio (Holding:New)	Subscription Period	Allotted Shares (Shares)
RT	19/3/2024	28/2/2024	Common	0.55	Baht	4 : 1	15/05/2024 - 21/05/2024	275470750
PRG	22/3/2024	11/3/2024	Warrants	-	Baht	20 : 1	-	34723216
BWG	25/3/2024	12/3/2024	Warrants	-	Baht	6 : 1	-	900199539
RML	10/4/2024	12/2/2024	Common	0.42	Baht	9.38 : 1	-	714285715
MITSIB	22/4/2024	27/2/2024	Common	0.7	Baht	1 : 1	-	787892023
MTW	22/4/2024	23/2/2024	Warrants	-	Baht	2 : 1	-	337000000
NER	22/4/2024	29/2/2024	Warrants	-	Baht	6 : 1	-	307964958
BC	30/4/2024	27/2/2024	Warrants	-	Baht	10 : 1	-	57048574
TFG	30/4/2024	21/2/2024	Warrants	-	Baht	10 : 1	-	581081852
WIJK	2/5/2024	23/2/2024	Warrants	-	Baht	3 : 1	-	279227687
CGH	3/5/2024	15/3/2024	Common	1	Baht	10 : 1	-	400554748
CGH	3/5/2024	15/3/2024	Warrants	-	Baht	3 : 2	-	267036498
INET	3/5/2024	28/2/2024	Warrants	-	Baht	5 : 1	-	100193441
AJ	8/5/2024	28/2/2024	Common	5.869	Baht	5.1765 : 1	05/06/2024 - 11/06/2024	85000000
ACC	10/5/2024	11/3/2024	Warrants	-	Baht	3 : 1	-	447685208
INSURE	20/5/2024	13/3/2024	Common	105	Baht	10 : 2	10/06/2024 - 14/06/2024	2000000
CHASE	23/5/2024	28/2/2024	Warrants	-	Baht	10 : 1	-	198544180
K	5/6/2024	27/2/2024	Warrants	-	Baht	14 : 1	-	39961206

Source: SET

## Exhibit 17: Upcoming XD [1/7]

Symbol	X-Date	Dividend (per Share)	Unit	Operation Period	Source of Dividend	Payment Date	Price	Div Yield	Par
ADD	19/03/2024	0.15	Baht	01/01/2023 - 31/12/2023	Both	09/05/2024	5.80	2.6%	0.5
ASIMAR	19/03/2024	0.08	Baht	01/01/2023 - 31/12/2023	NP	21/05/2024	1.70	4.7%	1
CCET	19/03/2024	0.075	Baht	01/07/2023 - 31/12/2023	NP	20/05/2024	2.56	2.9%	1
MASTER	19/03/2024	0.01587302	Baht	01/01/2023 - 31/12/2023	Both	09/05/2024	79.00	0.0%	1
MASTER	19/03/2024	1 : 0.14286 Share	-	01/01/2023 - 31/12/2023	Both	09/05/2024	79.00	-	1
NTV	19/03/2024	1.46	Baht	01/01/2023 - 31/12/2023	Both	24/05/2024	38.25	3.8%	1
PATO	19/03/2024	0.5	Baht	01/01/2023 - 31/12/2023	NP	10/05/2024	9.95	5.0%	1
PYLON	19/03/2024	0.14	Baht	-	RE	24/05/2024	2.54	5.5%	0.5
SQ	19/03/2024	0.0455	Baht	01/01/2023 - 31/12/2023	NP	16/05/2024	1.17	3.9%	1
SYNEX	19/03/2024	0.26	Baht	01/07/2023 - 31/12/2023	NP	08/05/2024	11.10	2.3%	1
TEGH	19/03/2024	0.1	Baht	01/01/2023 - 31/12/2023	Both	24/05/2024	3.56	2.8%	1
TKS	19/03/2024	0.17	Baht	01/07/2023 - 31/12/2023	NP	13/05/2024	6.45	2.6%	1
TMILL	19/03/2024	0.07	Baht	01/01/2023 - 31/12/2023	Both	23/05/2024	3.86	1.8%	1
UBE	19/03/2024	0.0156	Baht	01/01/2023 - 31/12/2023	NP	15/05/2024	0.78	2.0%	1
KCAR	20/03/2024	0.11	Baht	01/07/2023 - 31/12/2023	NP	24/05/2024	6.25	1.8%	1
MBK	20/03/2024	0.4	Baht	-	RE	08/05/2024	16.10	2.5%	1
TSTE	20/03/2024	0.06	Baht	01/01/2023 - 31/12/2023	NP	24/05/2024	9.95	0.6%	0.5
TTA	20/03/2024	0.18	Baht	01/01/2023 - 31/12/2023	NP	13/05/2024	6.80	2.6%	1
AMC	21/03/2024	0.19	Baht	-	RE	23/05/2024	3.42	5.6%	1
CMAN	21/03/2024	0.07	Baht	01/01/2023 - 31/12/2023	NP	24/05/2024	2.00	3.5%	1
NC	21/03/2024	0.02	Baht	-	RE	21/05/2024	4.32	0.5%	1
TAN	21/03/2024	0.2	Baht	01/01/2023 - 31/12/2023	NP	09/05/2024	16.30	1.2%	1
KJL	22/03/2024	0.3	Baht	01/01/2023 - 31/12/2023	NP	10/05/2024	8.25	3.6%	0.5
LST	22/03/2024	0.25	Baht	01/01/2023 - 31/12/2023	NP	24/05/2024	5.20	4.8%	1
HARN	25/03/2024	0.15	Baht	01/01/2023 - 31/12/2023	NP	17/05/2024	2.36	6.4%	0.5
KCE	25/03/2024	0.7	Baht	01/07/2023 - 31/12/2023	NP	10/05/2024	38.75	1.8%	0.5
LEE	25/03/2024	0.09	Baht	01/01/2023 - 31/12/2023	NP	15/05/2024	2.46	3.7%	1
SYNTEC	25/03/2024	0.03	Baht	01/01/2023 - 31/12/2023	NP	17/05/2024	1.83	1.6%	1
VIH	26/03/2024	0.2	Baht	01/01/2023 - 31/12/2023	NP	24/05/2024	7.75	2.6%	1
RAM	28/03/2024	0.2	Baht	-	RE	29/05/2024	30.50	0.7%	0.1
STEC	28/03/2024	0.15	Baht	01/01/2023 - 31/12/2023	NP	24/05/2024	10.70	1.4%	1
Q-CON	29/03/2024	1	Baht	01/01/2023 - 31/12/2023	NP	19/04/2024	17.30	5.8%	1

Source: SET

## Exhibit 18: Upcoming XD [2/7]

Symbol	X-Date	Dividend (per Share)	Unit	Operation Period	Source of Dividend	Payment Date	Price	Div Yield	Par
DCC	01/04/2024	0.012	Baht	01/10/2023 - 31/12/2023	NP	25/04/2024	1.91	0.6%	0.1
SCGD	01/04/2024	0.15	Baht	01/01/2023 - 31/12/2023	NP	22/04/2024	7.95	1.9%	10
SCGP	02/04/2024	0.3	Baht	01/01/2023 - 31/12/2023	NP	22/04/2024	29.75	1.0%	1
SCC	04/04/2024	3.5	Baht	01/01/2023 - 31/12/2023	NP	23/04/2024	268.00	1.3%	1
SMPC	04/04/2024	0.21	Baht	01/07/2023 - 31/12/2023	NP	26/04/2024	8.75	2.4%	1
BANPU	05/04/2024	0.2	Baht	01/07/2023 - 31/12/2023	NP	30/04/2024	5.70	3.5%	1
BPP	05/04/2024	0.4	Baht	01/07/2023 - 31/12/2023	NP	26/04/2024	14.50	2.8%	10
CPAXT	05/04/2024	0.39	Baht	01/01/2023 - 31/12/2023	NP	29/04/2024	32.75	1.2%	0.5
GPI	05/04/2024	0.055	Baht	-	RE	26/04/2024	1.91	2.9%	0.5
MAJOR	09/04/2024	0.15	Baht	01/07/2023 - 31/12/2023	NP	30/04/2024	14.70	1.0%	1
TMT	09/04/2024	0.15	Baht	01/07/2023 - 31/12/2023	NP	30/04/2024	5.75	2.6%	1
BLC	10/04/2024	0.07	Baht	01/01/2023 - 31/12/2023	NP	30/04/2024	5.05	1.4%	0.5
KCC	10/04/2024	0.0543	Baht	01/01/2023 - 31/12/2023	NP	30/04/2024	3.08	1.8%	0.5
KLINIQ	10/04/2024	0.75	Baht	01/01/2023 - 31/12/2023	NP	02/05/2024	41.00	1.8%	0.5
ATP30	11/04/2024	0.02	Baht	01/01/2023 - 31/12/2023	NP	30/04/2024	0.99	2.0%	0.25
JMT	11/04/2024	0.49	Baht	01/07/2023 - 31/12/2023	NP	03/05/2024	22.30	2.2%	0.5
SUTHA	11/04/2024	0.08	Baht	-	RE	03/05/2024	2.70	3.0%	1
AUCT	12/04/2024	0.37	Baht	01/07/2023 - 31/12/2023	NP	03/05/2024	10.10	3.7%	0.25
COCOCO	12/04/2024	0.25	Baht	-	RE	02/05/2024	10.80	2.3%	0.5
GC	12/04/2024	0.16	Baht	01/07/2023 - 31/12/2023	NP	30/04/2024	5.40	3.0%	0.5
QTC	12/04/2024	0.2	Baht	-	RE	30/04/2024	4.04	5.0%	1
TIPCO	12/04/2024	0.63	Baht	01/01/2023 - 31/12/2023	Both	03/05/2024	10.20	6.2%	1
TOG	12/04/2024	0.45	Baht	01/07/2023 - 31/12/2023	NP	02/05/2024	11.90	3.8%	1
TPLAS	12/04/2024	0.04	Baht	01/01/2023 - 31/12/2023	NP	03/05/2024	1.61	2.5%	0.5
KTB	17/04/2024	0.868	Baht	-	RE	03/05/2024	16.20	5.4%	5.15
KTB-P	17/04/2024	1.0225	Baht	-	RE	03/05/2024	153.00	0.7%	5.15
KTC	17/04/2024	1.27	Baht	01/01/2023 - 31/12/2023	NP	03/05/2024	44.75	2.8%	1
SCB	17/04/2024	7.84	Baht	01/01/2023 - 31/12/2023	NP	03/05/2024	114.50	6.8%	10
TTB	17/04/2024	0.055	Baht	01/01/2023 - 31/12/2023	NP	08/05/2024	1.85	3.0%	0.95
IT	18/04/2024	0.1	Baht	01/01/2023 - 31/12/2023	NP	03/05/2024	3.38	3.0%	1
PHG	18/04/2024	0.52	Baht	01/01/2023 - 31/12/2023	Both	09/05/2024	14.60	3.6%	1
STA	18/04/2024	1	Baht	-	RE	08/05/2024	21.00	4.8%	1
STGT	18/04/2024	0.5	Baht	-	RE	08/05/2024	9.45	5.3%	0.5
STP	18/04/2024	0.25	Baht	01/01/2023 - 31/12/2023	NP	09/05/2024	12.30	2.0%	1
TCAP	18/04/2024	2	Baht	-	RE	03/05/2024	50.25	4.0%	10
TCAP-P	18/04/2024	2	Baht	-	RE	03/05/2024	560.00	0.4%	10
UKEM	18/04/2024	0.01	Baht	01/01/2023 - 31/12/2023	NP	07/05/2024	0.80	1.3%	0.25
YUASA	18/04/2024	0.412	Baht	01/01/2023 - 31/12/2023	NP	09/05/2024	10.60	3.9%	1
JPARK	19/04/2024	0.0375	Baht	01/01/2023 - 31/12/2023	Both	07/05/2024	6.80	0.6%	0.5
KWC	19/04/2024	10.5	Baht	01/01/2023 - 31/12/2023	NP	08/05/2024	285.00	3.7%	10
PSL	19/04/2024	0.05	Baht	-	RE	03/05/2024	8.40	0.6%	1
AIT	22/04/2024	0.17	Baht	01/01/2023 - 31/12/2023	NP	09/05/2024	4.60	3.7%	1
HMPRO	22/04/2024	0.22	Baht	01/07/2023 - 31/12/2023	NP	08/05/2024	11.00	2.0%	1
KBANK	22/04/2024	6	Baht	-	RE	10/05/2024	124.00	4.8%	10
KGI	22/04/2024	0.31	Baht	01/01/2023 - 31/12/2023	NP	09/05/2024	4.80	6.5%	1
NER	22/04/2024	0.29	Baht	01/01/2023 - 31/12/2023	NP	09/05/2024	6.30	4.6%	0.5
PACO	22/04/2024	0.04	Baht	01/01/2023 - 31/12/2023	NP	07/05/2024	1.85	2.2%	0.5
SMART	22/04/2024	0.0912	Baht	01/01/2023 - 31/12/2023	NP	10/05/2024	1.04	8.8%	0.5
SVI	22/04/2024	0.135	Baht	01/01/2023 - 31/12/2023	NP	09/05/2024	6.15	2.2%	1
THANA	22/04/2024	0.028	Baht	01/01/2023 - 31/12/2023	NP	09/05/2024	1.75	1.6%	1
TTCL	22/04/2024	0.1	Baht	01/07/2023 - 31/12/2023	NP	10/05/2024	3.68	2.7%	1
WINDOW	22/04/2024	0.023	Baht	01/01/2023 - 31/12/2023	NP	09/05/2024	1.19	1.9%	0.5
BBL	23/04/2024	5	Baht	-	RE	10/05/2024	139.00	3.6%	10
DTCI	24/04/2024	0.25	Baht	-	RE	16/05/2024	40.50	0.6%	10

Source: SET

## Exhibit 19: Upcoming XD [3/7]

Symbol	X-Date	Dividend (per Share)	Unit	Operation Period	Source of Dividend	Payment Date	Price	Div Yield	Par
SAPPE	24/04/2024	2.18	Baht	01/01/2023 - 31/12/2023	NP	17/05/2024	93.75	2.3%	1
TIDLOR	24/04/2024	27 : 1 Share	-	01/01/2023 - 31/12/2023	NP	14/05/2024	22.40	-	3.7
TIDLOR	24/04/2024	0.2698	Baht	01/01/2023 - 31/12/2023	NP	14/05/2024	22.40	1.2%	3.7
TISCO	24/04/2024	5.75	Baht	01/01/2023 - 31/12/2023	Both	15/05/2024	100.00	5.8%	10
TISCO-P	24/04/2024	5.75	Baht	01/01/2023 - 31/12/2023	Both	15/05/2024	1,346.00	0.4%	10
BUI	25/04/2024	4 : 1 Share	-	01/01/2023 - 31/12/2023	NP	17/05/2024	21.50	-	10
BUI	25/04/2024	0.3	Baht	01/01/2023 - 31/12/2023	NP	17/05/2024	21.50	1.4%	10
QH	25/04/2024	0.1	Baht	01/07/2023 - 31/12/2023	NP	16/05/2024	2.20	4.5%	1
TM	25/04/2024	0.033	Baht	01/01/2023 - 31/12/2023	NP	15/05/2024	1.96	1.7%	0.5
WHAUP	25/04/2024	0.1925	Baht	01/01/2023 - 31/12/2023	NP	15/05/2024	4.06	4.7%	1
AMARC	26/04/2024	0.039	Baht	01/01/2023 - 31/12/2023	Both	17/05/2024	1.43	2.7%	0.5
ANI	26/04/2024	0.05	Baht	01/01/2023 - 31/12/2023	NP	20/05/2024	4.98	1.0%	0.5
BGC	26/04/2024	0.08	Baht	01/10/2023 - 31/12/2023	NP	17/05/2024	7.30	1.1%	5
KKP	26/04/2024	1.75	Baht	01/01/2023 - 31/12/2023	NP	16/05/2024	51.00	3.4%	10
MFC	26/04/2024	1.3	Baht	01/01/2023 - 31/12/2023	NP	16/05/2024	21.00	6.2%	1
NSL	26/04/2024	0.35	Baht	01/01/2023 - 31/12/2023	NP	17/05/2024	21.40	1.6%	1
NYT	26/04/2024	0.36	Baht	01/01/2023 - 31/12/2023	NP	17/05/2024	4.74	7.6%	0.5
SPA	26/04/2024	0.01389	Baht	01/01/2023 - 31/12/2023	Both	17/05/2024	13.20	0.1%	0.25
SPA	26/04/2024	2 : 1 Share	-	01/01/2023 - 31/12/2023	Both	17/05/2024	13.20	-	0.25
TKC	26/04/2024	0.15	Baht	01/01/2023 - 31/12/2023	NP	15/05/2024	13.60	1.1%	1
TPS	26/04/2024	0.18	Baht	-	RE	15/05/2024	4.08	4.4%	0.5
APCO	29/04/2024	0.18	Baht	01/01/2023 - 31/12/2023	Both	13/05/2024	5.00	3.6%	0.5
BAM	29/04/2024	0.38	Baht	01/01/2023 - 31/12/2023	NP	21/05/2024	9.60	4.0%	5
LHFG	29/04/2024	0.03	Baht	01/01/2023 - 31/12/2023	NP	17/05/2024	1.00	3.0%	1
MTC	29/04/2024	0.21	Baht	01/01/2023 - 31/12/2023	NP	16/05/2024	46.75	0.4%	1
NAT	29/04/2024	0.025	Baht	01/10/2023 - 31/12/2023	NP	17/05/2024	6.00	0.4%	0.5
PJW	29/04/2024	0.06	Baht	-	RE	17/05/2024	3.06	2.0%	0.5
RPH	29/04/2024	0.19	Baht	01/01/2023 - 31/12/2023	Both	15/05/2024	6.30	3.0%	1
RSP	29/04/2024	0.13	Baht	01/01/2023 - 31/12/2023	NP	15/05/2024	2.38	5.5%	1
SAK	29/04/2024	0.15	Baht	01/01/2023 - 31/12/2023	NP	17/05/2024	4.84	3.1%	1
SKR	29/04/2024	0.09	Baht	01/07/2023 - 31/12/2023	NP	14/05/2024	10.20	0.9%	0.5
SORKON	29/04/2024	0.2	Baht	01/01/2023 - 31/12/2023	NP	21/05/2024	4.24	4.7%	1
SUN	29/04/2024	0.25	Baht	01/01/2023 - 31/12/2023	NP	20/05/2024	5.90	4.2%	0.5
SUN	29/04/2024	5 : 1 Share	-	01/01/2023 - 31/12/2023	NP	20/05/2024	5.90	-	0.5
APP	30/04/2024	0.15	Baht	01/01/2023 - 31/12/2023	NP	17/05/2024	2.56	5.9%	0.5
ASW	30/04/2024	0.25	Baht	01/01/2023 - 31/12/2023	NP	21/05/2024	8.10	3.1%	1
BBIK	30/04/2024	0.3815	Baht	01/01/2023 - 31/12/2023	NP	21/05/2024	102.00	0.4%	0.5
BBIK	30/04/2024	1 : 0.837 Share	-	01/01/2023 - 31/12/2023	NP	21/05/2024	102.00	-	0.5
BJC	30/04/2024	0.65	Baht	01/07/2023 - 31/12/2023	NP	23/05/2024	25.50	2.5%	1
BRI	30/04/2024	0.603	Baht	01/07/2023 - 31/12/2023	NP	16/05/2024	7.05	8.6%	0.5
CM	30/04/2024	0.09	Baht	01/01/2023 - 31/12/2023	NP	17/05/2024	2.28	3.9%	1
GYT	30/04/2024	7	Baht	01/01/2023 - 31/12/2023	NP	21/05/2024	182.50	3.8%	10
III	30/04/2024	0.18	Baht	01/07/2023 - 31/12/2023	NP	16/05/2024	9.10	2.0%	0.5
KISS	30/04/2024	0.09	Baht	01/07/2023 - 31/12/2023	NP	21/05/2024	6.00	1.5%	0.5
MEB	30/04/2024	0.65	Baht	01/01/2023 - 31/12/2023	NP	21/05/2024	33.00	2.0%	0.5
MENA	30/04/2024	0.03	Baht	01/01/2023 - 31/12/2023	NP	17/05/2024	1.84	1.6%	0.5
MFEC	30/04/2024	0.4	Baht	01/01/2023 - 31/12/2023	NP	17/05/2024	6.95	5.8%	1
PDJ	30/04/2024	0.1	Baht	-	RE	21/05/2024	2.00	5.0%	1
PREB	30/04/2024	0.4	Baht	01/01/2023 - 31/12/2023	NP	24/05/2024	6.30	6.3%	1
RPC	30/04/2024	0.04	Baht	01/01/2023 - 31/12/2023	Both	21/05/2024	0.69	5.8%	1
SAMCO	30/04/2024	0.03	Baht	01/01/2023 - 31/12/2023	NP	21/05/2024	1.15	2.6%	1
SCG	30/04/2024	0.05	Baht	-	RE	17/05/2024	3.50	1.4%	1
STEG19	30/04/2024	-	Baht	-	-	28/05/2024	-	-	-
TFG	30/04/2024	0.01	Baht	01/01/2023 - 31/12/2023	Both	21/05/2024	3.38	0.3%	1

Source: SET

## Exhibit 20: Upcoming XD [4/7]

Symbol	X-Date	Dividend (per Share)	Unit	Operation Period	Source of Dividend	Payment Date	Price	Div Yield	Par
TPCH	30/04/2024	0.4	Baht	01/01/2023 - 31/12/2023	NP	20/05/2024	7.65	5.2%	1
TPCS	30/04/2024	0.65	Baht	01/01/2023 - 31/12/2023	NP	20/05/2024	16.50	3.9%	1
WACOAL	30/04/2024	0.7	Baht	-	RE	21/05/2024	30.75	2.3%	1
AAI	02/05/2024	0.18	Baht	01/01/2023 - 31/12/2023	Both	17/05/2024	4.14	4.3%	1
ACG	02/05/2024	0.0133	Baht	01/01/2023 - 31/12/2023	NP	21/05/2024	1.26	1.1%	0.5
AHC	02/05/2024	0.63	Baht	01/01/2023 - 31/12/2023	NP	20/05/2024	17.90	3.5%	1
ALUCON	02/05/2024	8	Baht	01/01/2023 - 31/12/2023	NP	15/05/2024	181.00	4.4%	10
AURA	02/05/2024	0.31	Baht	01/01/2023 - 31/12/2023	NP	21/05/2024	14.20	2.2%	1
BCH	02/05/2024	0.25	Baht	01/01/2023 - 31/12/2023	NP	23/05/2024	22.10	1.1%	1
BIS	02/05/2024	0.07	Baht	01/07/2023 - 31/12/2023	NP	21/05/2024	3.42	2.0%	0.5
BRR	02/05/2024	0.2	Baht	01/01/2023 - 31/12/2023	NP	21/05/2024	4.40	4.5%	1
DTCENT	02/05/2024	20 : 1 Share	-	01/01/2023 - 31/12/2023	NP	20/05/2024	1.54	-	0.5
DTCENT	02/05/2024	0.048507281	Baht	01/01/2023 - 31/12/2023	NP	20/05/2024	1.54	3.1%	0.5
FPI	02/05/2024	0.04	Baht	01/07/2023 - 31/12/2023	NP	15/05/2024	2.40	1.7%	0.25
FTE	02/05/2024	0.1	Baht	01/07/2023 - 31/12/2023	NP	23/05/2024	1.72	5.8%	0.5
HTC	02/05/2024	0.56	Baht	01/07/2023 - 31/12/2023	NP	20/05/2024	18.00	3.1%	0.5
HUMAN	02/05/2024	0.14	Baht	01/07/2023 - 31/12/2023	NP	23/05/2024	12.00	1.2%	0.5
JUBILE	02/05/2024	0.25	Baht	01/07/2023 - 31/12/2023	NP	17/05/2024	16.10	1.6%	1
KCG	02/05/2024	0.3	Baht	01/01/2023 - 31/12/2023	NP	21/05/2024	9.25	3.2%	1
LPH	02/05/2024	0.09	Baht	01/01/2023 - 31/12/2023	Both	17/05/2024	4.72	1.9%	0.5
MCA	02/05/2024	0.045	Baht	01/01/2023 - 31/12/2023	NP	20/05/2024	3.20	1.4%	0.5
MINT	02/05/2024	0.32	Baht	01/01/2023 - 31/12/2023	Both	21/05/2024	33.00	1.0%	1
MODERN	02/05/2024	0.09	Baht	01/01/2023 - 31/12/2023	NP	17/05/2024	2.26	4.0%	1
MOONG	02/05/2024	0.12	Baht	01/01/2023 - 31/12/2023	NP	21/05/2024	2.28	5.3%	0.5
MOSHI	02/05/2024	0.6	Baht	01/01/2023 - 31/12/2023	NP	24/05/2024	57.50	1.0%	1
NETBAY	02/05/2024	0.8983	Baht	01/01/2023 - 31/12/2023	NP	21/05/2024	20.50	4.4%	1
OSP	02/05/2024	0.45	Baht	01/07/2023 - 31/12/2023	Both	23/05/2024	20.40	2.2%	1
PAF	02/05/2024	0.0102	Baht	01/01/2023 - 31/12/2023	NP	23/05/2024	1.59	0.6%	0.51
PR9	02/05/2024	0.3	Baht	01/01/2023 - 31/12/2023	NP	20/05/2024	19.50	1.5%	1
SAUCE	02/05/2024	1.72	Baht	01/01/2023 - 31/12/2023	NP	17/05/2024	42.75	4.0%	1
SC	02/05/2024	0.16	Baht	01/07/2023 - 31/12/2023	NP	21/05/2024	3.46	4.6%	1
SICT	02/05/2024	0.035	Baht	01/01/2023 - 31/12/2023	NP	23/05/2024	5.35	0.7%	0.5
SINO	02/05/2024	0.014423	Baht	01/10/2023 - 31/12/2023	NP	20/05/2024	1.42	1.0%	0.5
SPC	02/05/2024	1.4	Baht	-	RE	21/05/2024	61.25	2.3%	1
SPI	02/05/2024	0.6	Baht	-	RE	21/05/2024	67.00	0.9%	1
SRICHA	02/05/2024	0.25	Baht	-	RE	17/05/2024	8.85	2.8%	1
SRS	02/05/2024	0.02	Baht	01/10/2023 - 31/12/2023	NP	23/05/2024	8.85	0.2%	0.5
SST	02/05/2024	0.01	Baht	-	RE	23/05/2024	5.25	0.2%	1
THIP	02/05/2024	1.65	Baht	01/01/2023 - 31/12/2023	NP	20/05/2024	30.25	5.5%	1
TNL	02/05/2024	0.3	Baht	-	RE	20/05/2024	33.50	0.9%	1
TWPC	02/05/2024	0.091	Baht	-	RE	23/05/2024	3.58	2.5%	1
WIJK	02/05/2024	0.06	Baht	01/01/2023 - 31/12/2023	Both	20/05/2024	1.51	4.0%	1
BE8	03/05/2024	0.23	Baht	01/01/2023 - 31/12/2023	NP	23/05/2024	27.00	0.9%	0.5
CHG	03/05/2024	0.05	Baht	01/01/2023 - 31/12/2023	NP	24/05/2024	2.92	1.7%	0.1
CPR	03/05/2024	0.116	Baht	01/01/2023 - 31/12/2023	NP	24/05/2024	4.24	2.7%	1
CRC	03/05/2024	0.55	Baht	01/01/2023 - 31/12/2023	NP	24/05/2024	37.25	1.5%	1
D	03/05/2024	0.06	Baht	01/01/2023 - 31/12/2023	NP	21/05/2024	3.94	1.5%	0.5
DMT	03/05/2024	0.15	Baht	01/01/2023 - 31/12/2023	NP	24/05/2024	11.90	1.3%	5.2
ICC	03/05/2024	1.144123746	Baht	-	RE	21/05/2024	45.00	2.5%	1
ICC	03/05/2024	3.90814 : 1 Share	-	-	RE	21/05/2024	45.00	-	1
IND	03/05/2024	0.015	Baht	01/01/2023 - 31/12/2023	NP	21/05/2024	0.98	1.5%	0.5
INET	03/05/2024	0.116	Baht	01/01/2023 - 31/12/2023	NP	23/05/2024	4.86	2.4%	1
IVL	03/05/2024	0.175	Baht	01/01/2023 - 31/12/2023	NP	23/05/2024	24.60	0.7%	1
KWM	03/05/2024	0.058	Baht	01/01/2023 - 31/12/2023	Both	23/05/2024	1.55	3.7%	0.5

Source: SET



## Exhibit 21: Upcoming XD [5/7]

Symbol	X-Date	Dividend (per Share)	Unit	Operation Period	Source of Dividend	Payment Date	Price	Div Yield	Par
L&E	03/05/2024	0.04	Baht	-	RE	20/05/2024	1.30	3.1%	1
LH	03/05/2024	0.3	Baht	01/07/2023 - 31/12/2023	NP	21/05/2024	7.05	4.3%	1
LRH	03/05/2024	1.35	Baht	01/01/2023 - 31/12/2023	Both	23/05/2024	41.25	3.3%	10
NOBLE	03/05/2024	0.118	Baht	01/10/2023 - 31/12/2023	Both	24/05/2024	3.72	3.2%	1
ONEE	03/05/2024	0.13	Baht	01/07/2023 - 31/12/2023	NP	24/05/2024	5.00	2.6%	2
PCC	03/05/2024	0.14	Baht	01/01/2023 - 31/12/2023	NP	28/05/2024	3.12	4.5%	1
PF	03/05/2024	0.013	Baht	01/01/2023 - 31/12/2023	NP	24/05/2024	0.28	4.6%	1
PIMO	03/05/2024	0.03	Baht	01/07/2023 - 31/12/2023	NP	21/05/2024	1.50	2.0%	0.25
PL	03/05/2024	0.11	Baht	01/01/2023 - 31/12/2023	NP	21/05/2024	2.02	5.4%	1
RBF	03/05/2024	0.175	Baht	01/01/2023 - 31/12/2023	NP	20/05/2024	11.60	1.5%	1
ROCK	03/05/2024	0.5	Baht	01/01/2023 - 31/12/2023	NP	24/05/2024	9.00	5.6%	10
ROJNA	03/05/2024	0.4	Baht	01/01/2023 - 31/12/2023	NP	24/05/2024	7.05	5.7%	1
SABINA	03/05/2024	0.67	Baht	-	RE	17/05/2024	26.00	2.6%	1
SEAFCO	03/05/2024	0.09	Baht	01/01/2023 - 31/12/2023	NP	27/05/2024	2.64	3.4%	0.5
SEAFCO	03/05/2024	10 : 1 Share	-	01/01/2023 - 31/12/2023	NP	27/05/2024	2.64	-	0.5
SO	03/05/2024	0.2	Baht	01/07/2023 - 31/12/2023	Both	21/05/2024	6.80	2.9%	1
SSF	03/05/2024	0.3704	Baht	01/01/2023 - 31/12/2023	NP	23/05/2024	7.85	4.7%	1
TC	03/05/2024	0.1	Baht	01/01/2023 - 31/12/2023	NP	24/05/2024	5.80	1.7%	1
TGE	03/05/2024	0.0026	Baht	01/01/2023 - 31/12/2023	NP	24/05/2024	3.46	0.1%	0.5
THREL	03/05/2024	0.07	Baht	01/01/2023 - 31/12/2023	NP	-	2.24	3.1%	1
THREL	03/05/2024	61 : 1 Share	-	01/01/2023 - 31/12/2023	NP	-	2.24	-	1
TPBI	03/05/2024	0.25	Baht	01/01/2023 - 31/12/2023	NP	24/05/2024	4.04	6.2%	1
TRP	03/05/2024	0.3	Baht	01/01/2023 - 31/12/2023	NP	23/05/2024	14.50	2.1%	0.5
TRT	03/05/2024	0.21	Baht	01/01/2023 - 31/12/2023	NP	21/05/2024	3.08	6.8%	1
UBA	03/05/2024	0.048	Baht	01/01/2023 - 31/12/2023	NP	21/05/2024	1.14	4.2%	0.5
AMATAV	07/05/2024	0.01235	Baht	01/01/2023 - 31/12/2023	NP	23/05/2024	5.55	0.2%	0.5
AMATAV	07/05/2024	1 : 0.14 Share	-	01/01/2023 - 31/12/2023	NP	23/05/2024	5.55	-	0.5
ASEFA	07/05/2024	0.19	Baht	01/01/2023 - 31/12/2023	NP	24/05/2024	3.92	4.8%	1
ASIAN	07/05/2024	0.29	Baht	01/07/2023 - 31/12/2023	NP	24/05/2024	6.75	4.3%	1
AU	07/05/2024	0.21	Baht	01/01/2023 - 31/12/2023	NP	23/05/2024	9.25	2.3%	0.1
BAY	07/05/2024	0.45	Baht	-	RE	23/05/2024	26.50	1.7%	10
BEC	07/05/2024	0.06	Baht	-	RE	23/05/2024	4.82	1.2%	1
BLA	07/05/2024	0.2	Baht	-	RE	-	17.90	1.1%	1
CH	07/05/2024	0.04	Baht	-	RE	17/05/2024	2.52	1.6%	0.5
CIVIL	07/05/2024	0.012	Baht	01/01/2023 - 31/12/2023	NP	24/05/2024	2.16	0.6%	1
CKP	07/05/2024	0.085	Baht	01/01/2023 - 31/12/2023	Both	23/05/2024	3.98	2.1%	1
COLOR	07/05/2024	0.03	Baht	01/01/2023 - 31/12/2023	Both	24/05/2024	1.34	2.2%	1
CPALL	07/05/2024	1	Baht	01/01/2023 - 31/12/2023	NP	24/05/2024	56.25	1.8%	1
CPANEL	07/05/2024	0.16	Baht	01/01/2023 - 31/12/2023	NP	24/05/2024	6.15	2.6%	1
CSR	07/05/2024	1.57	Baht	01/01/2023 - 31/12/2023	NP	24/05/2024	67.75	2.3%	10
CSS	07/05/2024	0.02	Baht	01/01/2023 - 31/12/2023	NP	24/05/2024	0.95	2.1%	0.5
DEXON	07/05/2024	0.052	Baht	01/01/2023 - 31/12/2023	NP	24/05/2024	2.12	2.5%	0.5
EASON	07/05/2024	0.05	Baht	01/01/2023 - 31/12/2023	NP	24/05/2024	1.26	4.0%	1
EKH	07/05/2024	0.3	Baht	01/01/2023 - 31/12/2023	NP	20/05/2024	7.80	3.8%	0.5
EKH	07/05/2024	40 : 1 Share	-	01/01/2023 - 31/12/2023	NP	20/05/2024	7.80	-	0.5
ILINK	07/05/2024	0.39	Baht	01/01/2023 - 31/12/2023	NP	23/05/2024	7.30	5.3%	1
IP	07/05/2024	8 : 5 Share	-	-	RE	24/05/2024	8.80	-	0.5
IP	07/05/2024	0.0348	Baht	-	RE	24/05/2024	8.80	0.4%	0.5
ITEL	07/05/2024	0.0696	Baht	01/01/2023 - 31/12/2023	NP	23/05/2024	2.52	2.8%	0.5
JDF	07/05/2024	0.04	Baht	01/01/2023 - 31/12/2023	NP	20/05/2024	2.56	1.6%	0.5
KTMS	07/05/2024	0.014	Baht	01/01/2023 - 31/12/2023	NP	24/05/2024	2.56	0.5%	0.5
MATI	07/05/2024	0.25	Baht	-	RE	23/05/2024	7.05	3.5%	1
MGT	07/05/2024	0.07	Baht	01/07/2023 - 31/12/2023	NP	20/05/2024	2.52	2.8%	0.5
NL	07/05/2024	0.12082	Baht	01/01/2023 - 31/12/2023	NP	21/05/2024	2.48	4.9%	1

Source: SET

## Exhibit 22: Upcoming XD [6/7]

Symbol	X-Date	Dividend (per Share)	Unit	Operation Period	Source of Dividend	Payment Date	Price	Div Yield	Par
NNCL	07/05/2024	0.06	Baht	01/01/2023 - 31/12/2023	NP	23/05/2024	1.97	3.0%	1
OCC	07/05/2024	0.07	Baht	-	RE	21/05/2024	10.20	0.7%	1
ORN	07/05/2024	0.05	Baht	01/01/2023 - 31/12/2023	NP	24/05/2024	1.33	3.8%	1
PRAKIT	07/05/2024	1	Baht	01/01/2023 - 31/12/2023	NP	23/05/2024	11.50	8.7%	1
PRAPAT	07/05/2024	25 : 1 Share	-	01/01/2023 - 31/12/2023	NP	27/05/2024	1.73	-	0.5
PRAPAT	07/05/2024	0.04	Baht	01/01/2023 - 31/12/2023	NP	27/05/2024	1.73	2.3%	0.5
PRM	07/05/2024	0.26	Baht	01/01/2023 - 31/12/2023	NP	24/05/2024	7.35	3.5%	1
S&J	07/05/2024	2.25	Baht	-	RE	21/05/2024	52.50	4.3%	1
SAFE	07/05/2024	0.15	Baht	01/10/2023 - 31/12/2023	NP	24/05/2024	20.30	0.7%	1
SALEE	07/05/2024	0.035	Baht	01/01/2023 - 31/12/2023	Both	27/05/2024	0.73	4.8%	0.25
SCN	07/05/2024	0.0124	Baht	01/01/2023 - 31/12/2023	NP	23/05/2024	1.14	1.1%	0.5
SELIC	07/05/2024	0.03273	Baht	01/01/2023 - 31/12/2023	NP	24/05/2024	2.46	1.3%	0.5
SITHAI	07/05/2024	0.04	Baht	-	RE	24/05/2024	1.20	3.3%	1
SM	07/05/2024	0.03	Baht	01/01/2023 - 31/12/2023	NP	27/05/2024	1.35	2.2%	0.5
SNNP	07/05/2024	0.25	Baht	01/07/2023 - 31/12/2023	NP	24/05/2024	16.90	1.5%	0.5
SPALI	07/05/2024	0.75	Baht	01/07/2023 - 31/12/2023	NP	21/05/2024	20.60	3.6%	1
SSP	07/05/2024	0.1	Baht	01/01/2023 - 31/12/2023	NP	24/05/2024	7.75	1.3%	1
SWC	07/05/2024	0.005555556	Baht	01/01/2023 - 31/12/2023	NP	24/05/2024	3.30	0.2%	0.5
SWC	07/05/2024	10 : 1 Share	-	01/01/2023 - 31/12/2023	NP	24/05/2024	3.30	-	0.5
TACC	07/05/2024	0.19	Baht	01/01/2023 - 31/12/2023	NP	20/05/2024	5.00	3.8%	0.25
TFMAMA	07/05/2024	2.17	Baht	01/07/2023 - 31/12/2023	Both	23/05/2024	212.00	1.0%	1
TPA	07/05/2024	0.25	Baht	-	RE	21/05/2024	4.12	6.1%	1
VENTURE19	07/05/2024	-	Baht	-	-	07/06/2024	-	-	-
VIBHA	07/05/2024	0.05	Baht	01/01/2023 - 31/12/2023	NP	27/05/2024	2.02	2.5%	0.1
AMARIN	08/05/2024	0.18	Baht	01/01/2023 - 31/12/2023	NP	24/05/2024	4.98	3.6%	1
AP	08/05/2024	0.7	Baht	01/01/2023 - 31/12/2023	NP	23/05/2024	10.20	6.9%	1
ARROW	08/05/2024	0.25	Baht	01/01/2023 - 31/12/2023	Both	23/05/2024	6.50	3.8%	1
AYUD	08/05/2024	1.67	Baht	01/01/2023 - 31/12/2023	NP	29/05/2024	35.00	4.8%	1
BAFS	08/05/2024	0.14	Baht	-	RE	23/05/2024	23.80	0.6%	1
CENTEL	08/05/2024	0.42	Baht	01/01/2023 - 31/12/2023	NP	27/05/2024	42.75	1.0%	1
EASTW	08/05/2024	0.05	Baht	01/07/2023 - 31/12/2023	NP	29/05/2024	3.52	1.4%	1
FE	08/05/2024	8.5	Baht	01/01/2023 - 31/12/2023	Both	23/05/2024	189.00	4.5%	10
FLOYD	08/05/2024	0.006172839	Baht	01/01/2023 - 31/12/2023	Both	24/05/2024	1.22	0.5%	0.5
FLOYD	08/05/2024	9 : 1 Share	-	01/01/2023 - 31/12/2023	Both	24/05/2024	1.22	-	0.5
ORI	08/05/2024	0.3	Baht	01/07/2023 - 31/12/2023	NP	23/05/2024	7.20	4.2%	0.5
PCSGH	08/05/2024	0.2	Baht	01/07/2023 - 31/12/2023	Both	24/05/2024	5.05	4.0%	1
PIN	08/05/2024	0.59	Baht	01/01/2023 - 31/12/2023	NP	24/05/2024	7.80	7.6%	1
PPM	08/05/2024	0.058	Baht	01/01/2023 - 31/12/2023	NP	24/05/2024	2.30	2.5%	0.5
SAWAD	08/05/2024	10 : 1 Share	-	01/01/2023 - 31/12/2023	NP	23/05/2024	39.25	-	1
SAWAD	08/05/2024	0.0115	Baht	01/01/2023 - 31/12/2023	NP	23/05/2024	39.25	0.0%	1
SCAP	08/05/2024	0.0023	Baht	01/01/2023 - 31/12/2023	NP	23/05/2024	2.88	0.1%	1
SCAP	08/05/2024	50 : 1 Share	-	01/01/2023 - 31/12/2023	NP	23/05/2024	2.88	-	1
SHANG	08/05/2024	1	Baht	01/01/2023 - 31/12/2023	NP	24/05/2024	48.50	2.1%	10
TLI	08/05/2024	0.5	Baht	01/01/2023 - 31/12/2023	NP	-	9.35	5.3%	1
TOA	08/05/2024	0.35	Baht	01/07/2023 - 31/12/2023	NP	28/05/2024	21.10	1.7%	1
TRU	08/05/2024	0.2	Baht	01/01/2023 - 31/12/2023	Both	24/05/2024	3.38	5.9%	1
A5	09/05/2024	0.05	Baht	01/01/2023 - 31/12/2023	NP	20/05/2024	3.14	1.6%	0.5
AKR	09/05/2024	0.065	Baht	01/01/2023 - 31/12/2023	NP	24/05/2024	0.97	6.7%	0.8
ALLA	09/05/2024	0.12	Baht	01/01/2023 - 31/12/2023	NP	24/05/2024	1.84	6.5%	0.5
AMATA	09/05/2024	0.4	Baht	01/01/2023 - 31/12/2023	NP	24/05/2024	23.80	1.7%	1
AWC	09/05/2024	0.05	Baht	01/01/2023 - 31/12/2023	Both	24/05/2024	3.92	1.3%	1
CCP	09/05/2024	0.01	Baht	-	RE	29/05/2024	0.38	2.6%	0.25
FVC	09/05/2024	0.01	Baht	01/01/2023 - 31/12/2023	NP	30/05/2024	0.84	1.2%	0.5
GTB	09/05/2024	0.04	Baht	01/01/2023 - 31/12/2023	NP	29/05/2024	0.73	5.5%	0.25

Source: SET

**Exhibit 23: Upcoming XD [7/7]**

Symbol	X-Date	Dividend (per Share)	Unit	Operation Period	Source of Dividend	Payment Date	Price	Div Yield	Par
HPT	09/05/2024	0.016	Baht	01/01/2023 - 31/12/2023	Both	23/05/2024	0.63	2.5%	0.25
KUMWEL	09/05/2024	0.05	Baht	01/01/2023 - 31/12/2023	NP	24/05/2024	1.78	2.8%	0.5
M	09/05/2024	1	Baht	01/01/2023 - 31/12/2023	NP	24/05/2024	36.25	2.8%	1
PG	09/05/2024	0.2	Baht	01/01/2023 - 31/12/2023	NP	21/05/2024	9.20	2.2%	1
SENX	09/05/2024	0.00829	Baht	01/01/2023 - 31/12/2023	NP	21/05/2024	0.58	1.4%	0.5
SJWD	09/05/2024	0.25	Baht	01/01/2023 - 31/12/2023	NP	27/05/2024	15.90	1.6%	0.5
SK	09/05/2024	0.05	Baht	01/01/2023 - 31/12/2023	NP	24/05/2024	0.86	5.8%	0.5
SMIT	09/05/2024	0.14	Baht	01/07/2023 - 31/12/2023	NP	24/05/2024	4.50	3.1%	1
SSSC	09/05/2024	0.222	Baht	01/01/2023 - 31/12/2023	NP	24/05/2024	3.06	7.3%	1
TBN	09/05/2024	0.14	Baht	01/07/2023 - 31/12/2023	NP	20/05/2024	11.80	1.2%	0.5
TOPP	09/05/2024	6.68	Baht	01/01/2023 - 31/12/2023	NP	29/05/2024	166.00	4.0%	10
TPAC	09/05/2024	0.45	Baht	01/01/2023 - 31/12/2023	NP	24/05/2024	14.90	3.0%	1
WHA	09/05/2024	0.117	Baht	01/01/2023 - 31/12/2023	NP	24/05/2024	4.78	2.4%	0.1
CHARAN	10/05/2024	1.25	Baht	01/01/2023 - 31/12/2023	NP	23/05/2024	24.00	5.2%	10
GABLE	10/05/2024	0.289	Baht	01/01/2023 - 31/12/2023	Both	28/05/2024	4.74	6.1%	1
ILM	10/05/2024	0.75	Baht	01/01/2023 - 31/12/2023	NP	23/05/2024	21.60	3.5%	5
KAMART	10/05/2024	5 : 1 Share	-	01/01/2023 - 31/12/2023	Both	24/05/2024	15.20	-	0.6
KAMART	10/05/2024	0.112	Baht	01/01/2023 - 31/12/2023	Both	24/05/2024	15.20	0.7%	0.6
NEW	10/05/2024	2.3	Baht	01/01/2023 - 31/12/2023	NP	24/05/2024	110.00	2.1%	10
SENA	10/05/2024	0.234214	Baht	01/01/2023 - 31/12/2023	NP	24/05/2024	2.86	8.2%	1
SIAM	10/05/2024	0.01	Baht	01/01/2023 - 31/12/2023	NP	27/05/2024	1.27	0.8%	1
UMI	10/05/2024	0.03	Baht	01/01/2023 - 31/12/2023	Both	28/05/2024	1.04	2.9%	1
PB	13/05/2024	1.14	Baht	-	RE	21/05/2024	66.75	1.7%	1
SMT	14/05/2024	0.07	Baht	-	RE	21/05/2024	2.84	2.5%	1
MSFT80X	15/05/2024	-	Baht	-	-	10/07/2024	-	-	-

Source: SET

**Exhibit 24: New securities**

Derivative Warrants	Trade Date	Underlying	Issuer	DW Type	Market	Maturity Date	Exercise Price (Baht)
AAV19C2408A	19/03/2024	AAV	YUANTA	Call	SET	08/08/2024	3.08
KTB19C2408A	19/03/2024	KTB	YUANTA	Call	SET	08/08/2024	20.1
RATCH19C2408A	19/03/2024	RATCH	YUANTA	Call	SET	08/08/2024	34
SET5013P2406E	19/03/2024	SET50	KGI	Put	SET	03/07/2024	750
STA13C2408A	19/03/2024	STA	KGI	Call	SET	08/08/2024	28.5
STGT13C2408A	19/03/2024	STGT	KGI	Call	SET	08/08/2024	13

Source: SET