

14 MARCH 2024

# SPOTLIGHT ON THAILAND

## Published Reports

- ASSET WORLD CORP (AWC TB) - A year of new highs in asset size and profit; Maintain BUY TP THB5.50
- TISCO FINANCIAL (TISCO TB) - Another gloomy quarter in 1Q24E; Maintain HOLD TP THB97.00

## Key takeaways from Analyst Meeting

- OSP (BUY, TP THB24.5) – Slightly positive view from analyst meeting

## Economics

- Smartphone market to see 3% uptick
- Unease over Japan visa-free policy
- A sneak peek at looming debt balloon
- Thailand, US work to renew GSP perks
- Sentiment declines in February amid high debt
- BoT takes more steps to cut household debt

## Corporate News

- EA restarts expansion of power capacity
- Centel targets ambitious revenue increase
- XSpring hikes revenue target to B1bn this year
- TMBThanachart predicts limited growth in loans

Indices	Index as of 13-Mar-24	Change -1D (%)	Change YTD (%)	Net Foreign YTD (USD m)
Thailand SET	1,385	0.4	(2.2)	(925)
China SHCOMP	3,044	(0.4)	2.3	
Hong Kong HSI	17,082	(0.1)	0.2	
India SENSEX	72,762	(1.2)	0.7	4
Indonesia JCI	7,421	0.5	2.0	1,648
Korea KOSPI	2,694	0.4	1.4	8,633
MY FBMKLCI	1,538	(1.1)	5.7	
PH PCOMP	6,966	1.2	8.0	262
SG FSSTI	3,161	0.0	(2.5)	
Taiwan TWSE	19,929	0.1	11.1	8,623
VN VNINDEX	1,271	2.0	12.4	(64)
MSCI Emerging	1,047	(0.2)	2.2	
Nikkei 225	38,696	(0.3)	15.6	
FTSE 100	7,772	0.3	0.5	
CAC 40	8,138	0.6	7.9	
DAX	17,961	(0.0)	7.2	
Dow Jones	39,043	0.1	3.6	
Nasdaq	16,178	(0.5)	7.8	
S&P 500	5,165	(0.2)	8.3	
Brent	84.03	2.6	9.1	
Dubai	83.18	0.2	8.7	
WTI	79.72	(0.1)	11.2	
GOLD	2,174.41	0.1	5.5	
Trade data	Buy	Sell	Net	Share (%)
(THB m)	(THB m)	(THB m)	(THB m)	(THB m)
Foreign	21,906	20,838	1,068	53
Retail	12,434	12,977	(543)	32
Prop Trade	2,924	2,842	83	7
Local Institution	3,033	3,641	(608)	8
Total Trade	40,297	40,297	(0)	100
Rates	Last close	1M ago	End last yr	1yr ago
	13/3/2024	13/2/2024	29/12/2023	13/3/2023
THB/USD	35.73	35.71	34.14	34.61
Inflation *	(0.77)	(1.11)	(0.83)	3.79
MLR **	7.12	7.12	7.12	6.43
1Y Fixed *	1.65	1.65	1.65	1.14
Govt bond 10Y	2.49	2.54	2.68	2.46
Commodity	Last close	1M ago	End last yr	1yr ago
(USD/bbl)	13/3/2024	13/2/2024	29/12/2023	13/3/2023
Brent	84.03	82.77	77.04	80.77
Dubai	83.18	82.71	76.51	80.00
WTI	79.72	76.64	71.65	71.33
Gold	2,174	1,992	2,063	1,904
Baltic Dry	2,315	1,582	2,094	1,587
(USD/ton)	08-Mar-24	01-Mar-24	25-Dec-20	10-Mar-23
Coal	138.06	126.75	84.45	184.42
% change	8.9	17.0	63.5	(25.1)

\* chg y-y% last at end of most recent month end; \*\* Avg of 4 major banks;

Sources: Bloomberg, except coal from BANPU

### FSSIA Thailand Research

Jitra Amornthum, Head of Research  
 Songklod Wongchai, Strategy | +66 2646 9970 | songklod.won@fssia.com  
 Veeravat Virochpoka, Strategy | +66 2646 9965 | veeravat.v@fssia.com  
 Usanee Liuruti, Banks & Finance | +66 2646 9967 | usanee.l@fssia.com  
 Sureeporn Teewasuwet, Foods & Beverage | +66 2646 9972 | sureeporn.t@fssia.com  
 Thanyatorn Songwutti, Property | +66 2646 9963 | thanyatorn.s@fssia.com  
 Teerapol Udomej, Healthcare, Tourism & Aviation | +66 2646 9969 | teerapol.udo@fssia.com  
 Thada Jiracharoenyong, RA | +66 2646 9964 | thada.j@fssia.com  
 Maeta Chersatirakul, RA | +66 2646 9971 | maeta.c@fssia.com  
 Manida Sithiseree | +66 2611 3590/91 | manida.s@fnsyrus.com  
 Chaiyon Rerkkriengkrai | +66 2611 3592/93 | chaiyon.r@fnsyrus.com  
 Napaporn Klongvanitchakij | +66 2611 3582/83 | napaporn.k@fnsyrus.com  
 Rattana Detphattharakoson | +66 2611 3580/71 | rattana.d@fnsyrus.com  
 Siriluk Kiatkosolkul | +66 2611 3584/85 | siriluk.k@fnsyrus.com

### Thailand Equity Sales:

### Thailand Equity Trading:

THIS UNEDITED REPORT IS PREPARED UNDER TIME CONSTRAINT BY FSS INTERNATIONAL INVESTMENT ADVISORY SECURITIES CO., LTD. (FSSIA). ALL VIEWS EXPRESSED IN THIS REPORT ACCURATELY REFLECT THE PERSONAL VIEW OF THE ANALYST(S) WITH REGARD TO ANY AND ALL OF THE SUBJECT SECURITIES, COMPANIES OR ISSUERS MENTIONED IN THIS REPORT; AND (II) NO PART OF THE COMPENSATION OF THE ANALYST(S) WAS, IS, OR WILL BE, DIRECTLY OR INDIRECTLY, RELATED TO THE SPECIFIC RECOMMENDATIONS OR VIEWS EXPRESSED HEREIN. The information herein has been obtained from sources believed to be reliable and accurate; however FSSIA makes no representation as to the accuracy and completeness of such information. Information and opinions expressed herein are subject to change without notice. FSSIA has no intention to solicit investors to buy or sell any security in this report.

## Published Reports

### ASSET WORLD CORP (AWC TB) - A year of new highs in asset size and profit; Maintain BUY TP THB5.50

#### Expect core profit to hit a new record high in 1Q24

AWC reported a strong 4Q23 core profit of THB481m, beating our estimate thanks to a better-than-expected EBITDA margin. We expect the strong earnings momentum to continue in 1Q24. We estimate RevPAR to grow by 10-15% y-y in 1Q24, driven by strong tourist arrivals. In addition, we expect Asiatique to continue ramping up, as its OCC rate gradually increased from 45% in 1Q23 to 69% in 4Q23. We forecast it to improve to 75-85% in 2024 (vs 97% in 2019). Overall, we believe 1Q24 core profit should grow both q-q and y-y.

#### Expect RevPAR to jump by 10-20% in 2024

We forecast core profit to double from THB1.1b in 2023 to THB2.2b in 2024, driven by the hotel business. AWC targets RevPAR to jump 20% in 2024, driven by a strong OCC rate of 75% (vs 65% in 2023) and 3% higher ADR. Note that the organic ADR should grow more than 10%, but will be diluted by new hotels opening in 2024 which have a lower ADR profile. We conservatively forecast RevPAR to grow 13% in 2024. Thus, there is an upside to our forecast, if AWC achieves its RevPAR target.

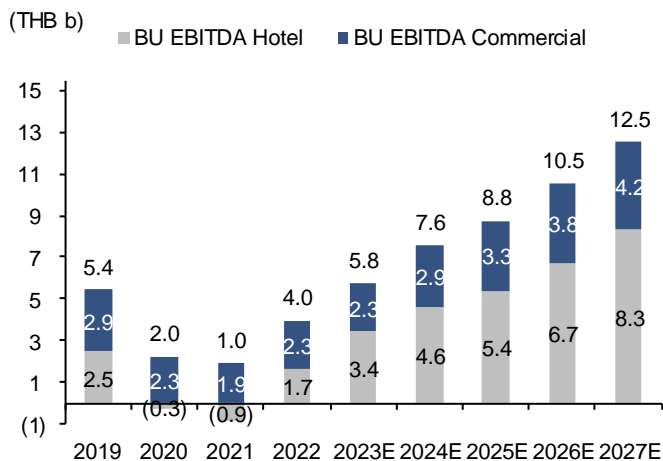
#### New assets to lift group EBITDA by 20% by 2026

AWC's operating asset size has jumped by 31% from THB83b in 2019 to THB109b in 2023, and it should increase to THB134m by 2025. AWC targets the new assets, including Marriott Jomtien Beach, Fairmont Bangkok, Kimpton Hua Hin and Lannatique, to generate additional EBITDA of THB1.1b by 2026 (from THB5.7b EBITDA in 2023). In addition, AWC aims to shift assets from the ramping-up and repositioning class into the business as usual (BAU) class, implying assets would generate an EBITDA yield higher than 8%. BAU assets are currently valued at THB21.1b (14% of total assets), and AWC targets BAU assets to increase to THB50b in 2024 (32% of total assets). This implies that the EBITDA yield would significantly improve from 3.8% in 2023.

#### Trading at attractive valuation

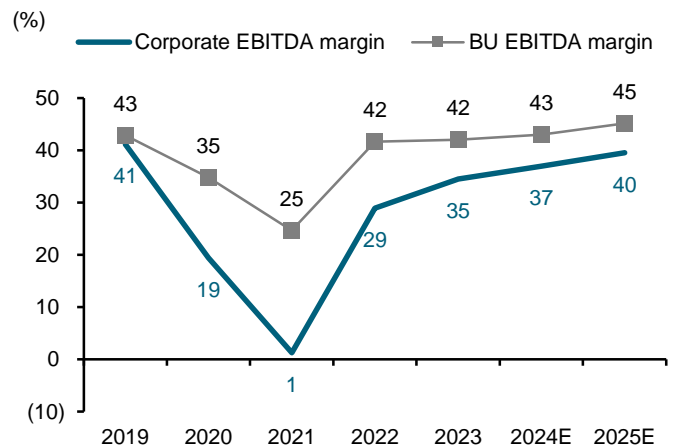
We revise down 2024-25E core profit by 11-21% to reflect our new assumptions, and maintain our DCF-TP of THB5.5. AWC trades at 56x 2024E core profit P/E (vs peers' average of 49x). Including an estimated fair value gain of THB2.5b in 2024, it would come down to only 24x P/E.

#### Exhibit 1: BU EBITDA forecast



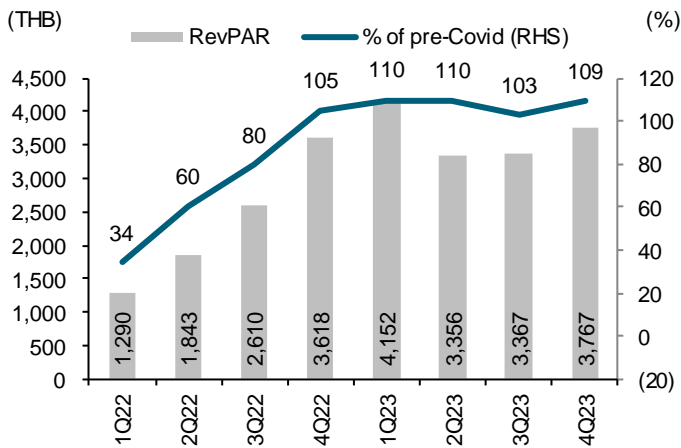
Note: BU EBITDA (business unit EBITDA) is EBITDA before corporate expenses  
Sources: AWC; FSSIA estimates

#### Exhibit 2: Corporate EBITDA margin



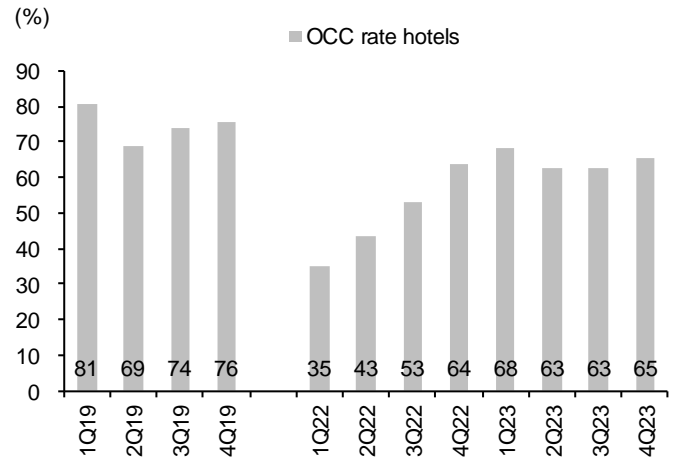
Note: Includes corporate expenses  
Sources: AWC; FSSIA estimates

**Exhibit 3: RevPAR trend, quarterly**



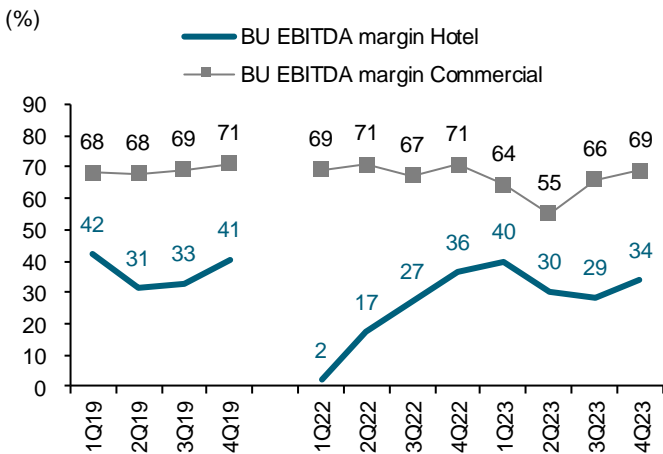
Sources: AWC; FSSIA's compilation

**Exhibit 4: OCC rate trend, quarterly**



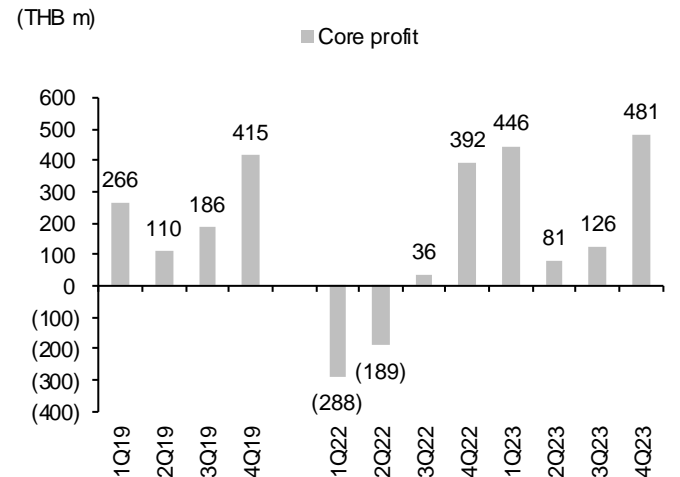
Source: AWC; FSSIA's compilation

**Exhibit 5: EBITDA margin**



Sources: AWC; FSSIA's compilation

**Exhibit 6: Core profit, quarterly**



Sources: AWC; FSSIA's compilation

**Exhibit 7: Forecast revisions**

	Current			Previous			Change		
	2024E	2025E	2026E	2024E	2025E	2026E	2024E	2025E	2026E
Hotel - OCC (%)	69.8	71.3	70.7	70.0	71.5	n/a	(0.2)	(0.2)	n/a
Hotel - RevPar (THB)	4,082	4,312	5,015	3,810	4,031	n/a	7.1	7.0	n/a
Retail - OCC (%)	47.4	59.1	66.6	57.5	58.6	n/a	(10.0)	0.5	n/a
Retail - Rental rate (THB/sqm/month)	588	628	696	677	727	n/a	(13.1)	(13.7)	n/a
Office - OCC (%)	69.0	69.5	70.0	70.0	70.5	n/a	(1.0)	(1.0)	n/a
Office - Rental rate (THB/sqm/month)	828	853	879	819	836	n/a	1.1	2.0	n/a
Revenue (THB b)	17.6	19.4	27.1	18.3	19.9	n/a	(4.2)	(2.6)	n/a
EBITDA margin (%)	37.0	39.5	34.7	38.9	39.9	n/a	(2.0)	(0.4)	n/a
Core earnings (THB m)	2,193	2,621	3,227	2,771	2,942	n/a	(20.9)	(10.9)	n/a

Note: Change of items in % terms are represented in ppt  
Source: FSSIA estimates

## TISCO FINANCIAL (TISCO TB) - Another gloomy quarter in 1Q24E; Maintain HOLD TP THB97.00

### 1Q24 profit to decline, aligning with business conditions

We expect a 1Q24 net profit of THB1.76b, dropping by 0.9% q-q and 1.6% y-y, accounting for 26% of our full-year net profit estimate. Overall operating performance in 1Q24 should remain unchanged from 2023. The key growth driver is still the high-yield segment (18%) – title loans and used car and motorcycle hire-purchase loans – while the low-yield segment (49%) – new car hire purchase and housing loans – has been contracting following its prudent credit quality. Hence, corporate (25%) and SME (6%) loans are the growth determiners, which should be relatively flat q-q for the first and +9% q-q for the latter. NIM is likely to continue decreasing, due mainly to a rising cost of funds in contrast to loan yields, which could not be adjusted following the end of the interest rate hike cycle. Non-NII is another area where unimpressive performance is expected, mainly due to weaker banking fees post the seasonal effect in 4Q. In contrast, capital market-related fees should slightly increase, aligning with more favorable market conditions. Concerning declining core operating income, we expect the bank to manage its variable OPEX at a lower level, with the cost-to-income ratio finishing at 48.1% in 1Q24.

### Asset quality to continue deteriorating

Due to its high-yield segment focus, asset quality is likely to continue deteriorating. We project the NPL ratio to widen to 2.30% in 1Q24 from 2.22% in 4Q23, aligning with the bank's 2024 guidance of 2.50-2.75%. We also expect 1Q24 credit costs to rise to 44.2bp from 42.9bp in 4Q23, resulting in the coverage ratio dropping to 180% from 190% in 4Q23.

### Lacking growth catalysts in 2024

We retain our 2024-26 earnings forecast, with 2024E net profit down by 7.8% y-y and 2025-26E up by 0.8% y-y and 0.4% y-y, respectively. The key drag is the sluggish growth in its core portfolio – hire-purchase loans. However, we might have a more favorable view if the market interest rate continuously trends downward.

### Reiterate our HOLD call; no upside, just attractive dividend yield

We retain our HOLD call despite no upside at the current share price, just an attractive annual dividend yield of c8% p.a. Our GGM-based 2024 TP is THB97, implying a P/BV of 1.79x (L-T ROE 16% and COE 9.4%).

### Exhibit 8: TISCO – 1Q24 earnings preview

	4Q22	1Q23	2Q23	3Q23	4Q23	1Q24E	----- Change -----		2024E	Change
	(THB m)	(THB m)	(THB m)	(THB m)	(THB m)	(THB m)	(q-q%)	(y-y%)	(THB m)	(y-y%)
Net interest income	3,344	3,287	3,420	3,557	3,565	3,506	(1.7)	6.7	13,910	0.6
Non-interest income	1,518	1,384	1,324	1,250	1,260	1,241	(1.5)	(10.3)	5,467	4.8
Fee income - net	1,352	1,266	1,152	1,198	1,251	1,190	(4.9)	(6.1)	4,978	2.3
Total operating income	4,862	4,671	4,743	4,807	4,825	4,747	(1.6)	1.6	19,377	1.7
Total operating expenses	2,233	2,282	2,378	2,329	2,353	2,285	(2.9)	0.1	9,752	4.4
PPOP before tax	2,630	2,389	2,366	2,478	2,473	2,462	(0.4)	3.1	9,625	(0.8)
Expected credit loss	379	155	63	147	250	260	3.9	67.3	1,209	96.5
<b>Net profit</b>	<b>1,807</b>	<b>1,793</b>	<b>1,854</b>	<b>1,874</b>	<b>1,780</b>	<b>1,764</b>	<b>(0.9)</b>	<b>(1.6)</b>	<b>6,732</b>	<b>(7.8)</b>
EPS (THB)	2.26	2.24	2.32	2.34	2.22	2.20	(0.9)	(1.6)	8.41	(7.8)
<b>Asset quality ratio</b>	<b>(%)</b>	<b>(%)</b>	<b>(%)</b>	<b>(%)</b>	<b>(%)</b>	<b>(%)</b>	<b>(q-q%)</b>	<b>(y-y%)</b>	<b>(%)</b>	
Gross NPLs (THB m)	4,577	4,694	5,065	5,213	5,223	5,403	0.2	14.1	6,000	
Change (% from prior period)	3.0	2.6	7.9	2.9	3.1	3.6			14.9	
NPL ratios (%) - reported	2.09	2.13	2.20	2.25	2.22	2.30				
NPL ratio (%)	2.09	2.13	2.20	2.25	2.22	2.30			2.41	
Coverage ratio (%) - reported	259	248	224	206	190					
Coverage ratio (%)	259	248	224	206	190	180			170	
Credit cost (bp)	70.1	28.3	11.2	25.4	42.9	44.2			50.0	
<b>Profitability ratio</b>	<b>(%)</b>	<b>(%)</b>	<b>(%)</b>	<b>(%)</b>	<b>(%)</b>	<b>(%)</b>			<b>(%)</b>	
Cost to income ratio	45.9	48.9	50.1	48.4	48.8	48.1			50.3	
Average yield (%)	6.10	6.15	6.44	6.82	6.89	6.85			6.46	
Cost of funds (%)	1.23	1.60	1.80	2.02	2.24	2.47			2.19	
NIM (%) - reported	5.09	4.98	5.02	5.14	5.04				0.00	
NIM (%)	5.13	4.89	5.01	5.20	5.07	4.84			4.69	
Non-int inc / total income (%)	31.2	29.6	27.9	26.0	26.1	26.1			28.2	
<b>Liquidity ratio</b>	<b>(%)</b>	<b>(%)</b>	<b>(%)</b>	<b>(%)</b>	<b>(%)</b>	<b>(%)</b>			<b>(%)</b>	
Loan/deposit	116.3	111.9	115.6	115.4	112.5	110.0			112.5	
Loan/deposit & borrowing (LDBR)	107.3	106.0	108.0	109.1	103.9	103.5			104.2	
<b>Capital adequacy ratio</b>	<b>(%)</b>	<b>(%)</b>	<b>(%)</b>	<b>(%)</b>	<b>(%)</b>	<b>(%)</b>			<b>(%)</b>	
CAR	20.6	20.6	20.2	19.9	19.5	20.5			20.5	
CET 1 / Risk assets	17.2	17.2	16.9	16.6	16.3	17.3			17.3	
Tier 2 / Risk assets	3.5	3.5	3.3	3.3	3.2	4.2			4.2	
<b>Loan growth</b>	<b>(%)</b>	<b>(%)</b>	<b>(%)</b>	<b>(%)</b>	<b>(%)</b>	<b>(%)</b>			<b>(%)</b>	
q-q	2.7	0.5	4.7	0.6	1.3	0.2				
y-y	7.9	8.1	13.4	8.7	7.2	6.9			6.0	
Year-to-date	7.9	0.5	5.2	5.8	7.2	7.4				

Sources: TISCO; FSSIA estimates

## Key takeaways from Analyst Meeting

### OSP (BUY, TP THB24.5) – Slightly positive view from analyst meeting

- We have slightly positive view from analyst meeting yesterday. Management sets its 2024 target revenue growth at 5% y-y and a 5-year CAGR of 9% to THB40b, up from THB26b in 2023.
- 2024 revenue target of 5% y-y growth, driven by single-digit growth in domestic beverage, double-digit growth in C-Vitt, and double-digit growth in international business.
- 2MTD domestic energy drink market grew by 3% y-y, while OSP grew faster than the market. Management targets to increase its market share c2% from 45.9% in 4Q23 to 47.9% in 4Q24 by expanding distribution channels, particularly in traditional trade and new channels such as restaurants.
- The 5-year target is revenue CAGR of +9%, mainly from +7% CAGR in domestic beverage, +10% CAGR in personal care, and 2x growth from international business. International revenue contribution is targeted to increase from 18% of total revenue in 2023 to 22% in 2028, focusing on growth in Myanmar, Laos, Indonesia, and Vietnam.
- The 2028 revenue target of THB40b includes M&A deals. Management is currently considering several M&A deals, both domestic and international. The targets are businesses that OSP is familiar with and that are sustainable, including reasonably priced valuations.
- In the short term, we expect its 1Q24 core profit would grow q-q and y-y, estimated at THB600-650m. The q-q growth is seasonal. However, the y-y net profit growth is expected to decline due to the absence of the last-time gain from Unicharm's dividend in 1Q23, which was THB300m.
- We maintain our 2024 core profit forecast of THB2.62b (+21% y-y), based on total revenue growth at 4.4% y-y and higher gross margin by 30bps to 34.8%. Our assumptions are conservative than management's guidance. We project its domestic and international energy drink revenue would grow by 3% and 5%, respectively. In addition, we assume a higher gross margin in 2024, support by an increased production efficiency, the discontinuation of an unprofitable unit, and benefits from lower gas price.
- Even though, we think its share price lacks a short-term catalyst, we still recommend BUY with the same target price at THB24.5, based on 28x 2024E P/E (-1.0 SD). Because of its earnings has passed the bottom and our target price has an upside of 21%.

## Economic news

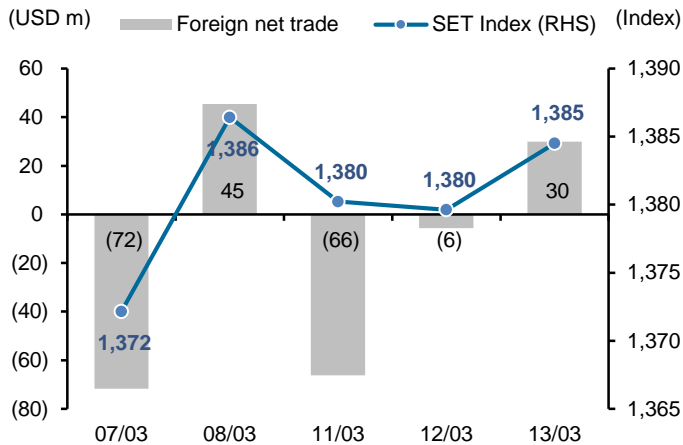
- [Smartphone market to see 3% uptick](#) BANGKOK POST: Thailand's smartphone market is projected to grow 3% in 2024, driven by replacement purchases and advanced technology features, according to a global research firm. In 2023, the smartphone market inched up 2% year-on-year, while other Southeast Asian markets declined, indicating Thailand was the only nation to see a marginal growth in a tough market last year, thanks to the strong performance of the budget smartphone segment, according to Counterpoint Research's Southeast Asia Monthly Smartphone Tracker report.
- [Unease over Japan visa-free policy](#) BANGKOK POST: Tour operators have allayed public concern over a possible revocation of visa-free privileges granted by Japan as the number of Thais overstaying has soared. The Department of Consular Affairs addressed this issue in December last year, as the number of Thais overstaying grew from 8,688 in 2021 to 9,549 in 2022 and 11,472 in 2023.
- [A sneak peek at looming debt balloon](#) BANGKOK POST: Non-performing loans (NPLs), debt accumulation and stagnant purchasing power have weighed on domestic consumption since last year. The property and automotive sectors have recorded the greatest impact as the home loan rejection rate and car seizures remain elevated.
- [Thailand, US work to renew GSP perks](#) BANGKOK POST: The US is ready to renew the Generalized System of Preferences (GSP) scheme for Thailand that expired in 2020, says Commerce Minister Phumtham Wechayachai. Following a meeting with US Secretary of Commerce Gina Raimondo and an executive from the President's Export Council, Mr Phumtham said the talks provided a valuable opportunity to forge a strategic partnership and strengthen trade relations between the two countries.
- [Sentiment declines in February amid high debt](#) BANGKOK POST: The Thai Industry Sentiment Index (TISI) fell in February to 90 points from 90.6 the previous month as people remained cautious about spending amid high household debt, says the Federation of Thai Industries (FTI). Sluggish demand led to a drop in purchase orders, production volume and business operation results.
- [BoT takes more steps to cut household debt](#) BANGKOK POST: The Bank of Thailand says it is introducing more measures to ensure the success of a debt restructuring to reduce some 16.2 trillion baht in outstanding household debt. The central bank is preparing to start making unscheduled visits to make sure that lenders are offering reasonable and realistic debt solutions to their customers, according to a statement released on Wednesday.

## Corporate news

- [EA restarts expansion of power capacity](#) BANGKOK POST: Energy Absolute Plc (EA), a renewable energy and electric vehicle (EV) developer and operator, is preparing to expand its power business again after halting new projects to increase electricity generation capacity since 2019. The current capacity from the company's wind and solar farms is 664 megawatts.
- [Centel targets ambitious revenue increase](#) BANGKOK POST: Central Plaza Hotel (Centel) has allocated capital expenditure of 13-20 billion baht for the next three years, in a bid to double the revenue of its food and hotel business by 2029. Thirayuth Chirathivat, chief executive of Centara Hotels and Resorts (CHR), a subsidiary of Centel, said that for this year the company is reporting a strong hotel performance in Thailand and abroad, including Bangkok, Pattaya, Phuket, Samui, Krabi, Dubai and Osaka.
- [XSpring hikes revenue target to B1bn this year](#) BANGKOK POST: XSpring Capital Plc has set a revenue target of 1 billion baht this year, up 47% from 2023, aiming to become a fully integrated financial service provider catering to all investor groups. Chief executive Rathian Srimongkol said 2024 marks the firm's 50th year of operations, now offering overseas securities and industry consultants, providing securities brokerage, trading and investment advisory.
- [TMBThanachart predicts limited growth in loans](#) BANGKOK POST: TMBThanachart Bank (ttb) is focusing on assisting retail customers with restructuring their debt this year rather than growing new loans. According to the bank's president Thakorn Piyapan, the bank expects flat or marginal growth in new consumer loans in 2024.

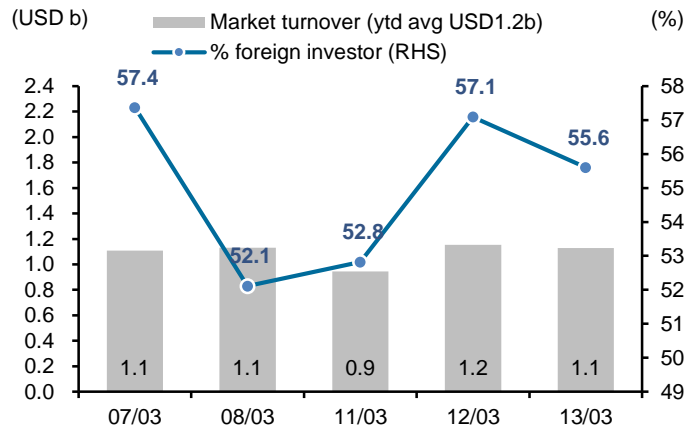


Exhibit 9: Foreign fund flow and SET Index



Source: Bloomberg

Exhibit 10: Foreign participation



Source: Bloomberg

Exhibit 11: Index performance

	SET Index		Index performance (% change)								
	Index	(%chg)	Energy	Bank	Comu	Commerce	Food	Property	Construct	Transport	Petrochem
<b>% of SET Index</b>			21%	10%	9%	10%	5%	6%	3%	8%	2%
Current	1,384.51	0.4	0.6	0.6	(0.3)	0.5	0.0	0.5	0.2	0.8	3.1
-5D	1,370.55	1.0	1.0	0.0	2.5	0.2	0.3	0.8	0.9	1.6	4.6
-1M	1,391.73	(0.5)	(2.0)	2.6	0.3	4.8	(1.6)	(0.8)	(0.0)	2.9	4.6
-3M	1,357.97	2.0	0.1	1.3	6.2	8.0	(0.3)	1.7	(2.7)	8.5	3.8
-6M	1,535.31	(9.8)	(6.6)	(7.8)	(3.0)	(11.6)	(9.0)	(7.5)	(10.3)	(8.0)	0.2
-1Y	1,573.07	(12.0)	(8.8)	0.9	(4.4)	(14.9)	(14.5)	(12.3)	(18.8)	(7.1)	(21.7)
WTD	1,386.42	(0.1)	(0.2)	(0.4)	0.3	(1.1)	(0.3)	0.0	0.3	(0.3)	2.6
MTD	1,370.67	1.0	0.9	(0.1)	3.7	0.1	(1.3)	(0.0)	1.1	3.0	3.7
QTD	1,415.85	(2.2)	(2.2)	(3.4)	3.4	1.5	(4.8)	(3.2)	(7.9)	5.8	(2.4)
End of last year	1,415.85	(2.2)	(2.2)	(3.4)	3.4	1.5	(4.8)	(3.2)	(7.9)	5.8	(2.4)

Source: Bloomberg

Exhibit 12: Trade by investor types

	SET Index		Exchange rate (USD:THB)	SET Index		Equity trading / Net position				Bond Net foreign (USD m)
	Index	Change (y-y%)		Average daily turnover (THB m)	Average daily turnover (USD m)	Foreign (USD m)	Retail (USD m)	PropTrade (USD m)	Local Inst (USD m)	
2019	1,579.84	1.0	31.06	52,468	1,689	(1,496)	(662)	477	1,681	(502)
2020	1,449.35	(8.3)	31.29	67,335	2,152	(8,287)	6,873	459	953	(1,005)
2021	1,657.62	14.4	32.00	88,443	2,764	(1,632)	3,630	435	(2,330)	6,550
2022	1,668.66	15.1	34.78	53,589	1,541	5,362	(656)	56	(4,758)	4,111
2023	1,415.85	(15.2)	34.81	51,072	1,467	(5,507)	3,348	(146)	2,305	318
<b>2024YTD</b>	<b>1,384.51</b>	<b>(2.2)</b>	<b>35.54</b>	<b>44,304</b>	<b>1,247</b>	<b>(5,507)</b>	<b>3,348</b>	<b>(146)</b>	<b>2,305</b>	<b>319</b>
1Q23	1,609.17	(5.1)	33.92	63,300	1,866	(1,646)	1,594	(83)	136	612
2Q23	1,503.10	(4.2)	34.48	47,432	1,376	(1,461)	593	(120)	987	(178)
3Q23	1,471.43	(7.4)	35.17	49,809	1,416	(1,420)	825	261	333	(716)
4Q23	1,415.85	(15.2)	35.64	42,734	1,199	(981)	336	(204)	849	601
1Q24	1,384.51	(14.0)	35.57	49,173	1,382	(2,164)	1,140	(82)	(132)	(588)
Jul-23	1,556.06	(1.3)	34.61	44,682	1,291	(361)	100	81	181	958
Aug-23	1,565.94	(4.5)	35.04	56,846	1,622	(443)	48	114	280	(1,057)
Sep-23	1,471.43	(7.4)	35.85	47,900	1,336	(616)	677	66	(128)	(618)
Oct-23	1,381.83	(14.1)	36.51	45,582	1,249	(431)	254	(134)	312	458
Nov-23	1,380.18	(15.6)	35.47	44,524	1,255	(548)	300	10	238	474
Dec-23	1,415.85	(15.2)	34.95	38,095	1,090	(2)	(218)	(80)	299	(331)
Jan-24	1,364.52	(18.4)	35.20	62,067	1,763	(562)	888	25	(42)	(112)
Feb-24	1,384.51	(14.7)	35.85	44,920	1,253	(1,105)	157	(62)	(178)	(429)
Mar-24	1,384.51	(14.0)	35.66	40,533	1,137	(498)	94	(45)	88	(47)
<b>2024YTD</b>	<b>1,384.51</b>	<b>(2.2)</b>	<b>35.54</b>	<b>44,304</b>	<b>1,247</b>	<b>(6,202)</b>	<b>1,140</b>	<b>(82)</b>	<b>(132)</b>	<b>(588)</b>
07/03/2024	1,372.16		35.58	39,388	1,107	(72)	46	(4)	30	(4)
08/03/2024	1,386.42		35.42	40,077	1,131	45	(67)	(10)	32	(30)
11/03/2024	1,380.23		35.39	33,444	945	(66)	53	9	4	3
12/03/2024	1,379.63		35.57	40,987	1,152	(6)	29	1	(24)	(106)
13/03/2024	1,384.51		35.73	40,297	1,128	30	(15)	2	(17)	(12)

Source: Bloomberg

## Exhibit 13: Upcoming events

Date Time	Event	Survey	Actual	Prior	Revised	
03/15/2024 03:30	Gross International Reserves	Mar-08	--	--	\$223.1b	--
03/15/2024 03:30	Forward Contracts	Mar-08	--	--	\$29.4b	--
03/17/2024 03/24	Car Sales	Feb	--	--	54814	54587
03/24/2024 03/29	Customs Imports YoY	Feb	--	--	2.60%	--
03/24/2024 03/29	Customs Exports YoY	Feb	--	--	10.00%	--
03/24/2024 03/29	Customs Trade Balance	Feb	--	--	-\$2800m	-\$2758m
03/25/2024 03/30	Mfg Production Index ISIC NSA YoY	Feb	--	--	-2.94%	--
03/25/2024 03/30	Capacity Utilization ISIC	Feb	--	--	59.43	--
03/29/2024 03:00	BoP Current Account Balance	Feb	--	--	-\$200m	-\$191m
03/29/2024 03:30	BoP Overall Balance	Feb	--	--	\$842m	--
03/29/2024 03:30	Exports	Feb	--	--	\$22012m	--
03/29/2024 03:30	Imports	Feb	--	--	\$23112m	--
03/29/2024 03:30	Exports YoY	Feb	--	--	7.20%	--
03/29/2024 03:30	Imports YoY	Feb	--	--	1.50%	--
03/29/2024 03:30	Trade Balance	Feb	--	--	-\$1100m	--
03/31/2024 20:30	S&P Global Thailand PMI Mfg	Mar	--	--	45.3	--
04/01/2024 03:30	Business Sentiment Index	Mar	--	--	48.8	--
04/04/2024 23:30	CPI Core YoY	Mar	--	--	0.43%	--
04/04/2024 23:30	CPI NSA MoM	Mar	--	--	0.22%	--
04/04/2024 23:30	CPI YoY	Mar	--	--	-0.77%	--
04/08/2024 04/17	Consumer Confidence Economic	Mar	--	--	57.7	--
04/08/2024 04/17	Consumer Confidence	Mar	--	--	63.8	--
04/10/2024 03:05	BoT Benchmark Interest Rate	Apr-10	--	--	2.50%	--

Source: Bloomberg

## Exhibit 14: Management trading

Company	Management	Securities	Transaction	Shares	Price (THB)	Action	Value (THBm)
2S Metal (2S)	Patranit Janthong Sasutham	Common Shares	3/7/2024	2,000	3.06	Sell	0.01
J.R.W. Utility (JR)	Teeranont Wiwatjesadawut	Common Shares	3/12/2024	34,300	4.52	Buy	0.16
Syntec Construction (SYNTEC)	Nayot Pisantanakul	Common Shares	3/12/2024	50,000	1.80	Buy	0.09
Syntec Construction (SYNTEC)	Nayot Pisantanakul	Common Shares	3/12/2024	30,100	1.79	Buy	0.05
Selic Corp (SELIC)	Ek Suwatthanaphim	Common Shares	3/7/2024	14,000	2.51	Buy	0.04
Selic Corp (SELIC)	Ek Suwatthanaphim	Common Shares	3/12/2024	15,100	2.45	Buy	0.04
Zen Corp (ZEN)	Siruwat Chatchawan	Common Shares	3/12/2024	30,000	8.60	Sell	0.26
Sino Logistics Corporation (SINO)	Arachaporn Witthayasakpant	Common Shares	3/12/2024	28,700	1.43	Buy	0.04
Sino Logistics Corporation (SINO)	Arachaporn Witthayasakpant	Common Shares	3/12/2024	61,000	1.44	Buy	0.09
Sino Logistics Corporation (SINO)	Nanmanus Witthayasakpant	Common Shares	3/12/2024	26,500	1.41	Buy	0.04
Sino Logistics Corporation (SINO)	Nanmanus Witthayasakpant	Common Shares	3/12/2024	186,100	1.42	Buy	0.26
Sino Logistics Corporation (SINO)	Nanmanus Witthayasakpant	Common Shares	3/12/2024	22,800	1.43	Buy	0.03
Twenty Four Con and Supply (24CS)	Santi Maneewong	Warrant	3/12/2024	197,600	1.43	Sell	0.28
T S Flour Mill (TMILL)	Preecha Attapiwat	Common Shares	3/11/2024	100,000	3.76	Buy	0.38
Techno Medical (TM)	Soonthree Chanlongbutra	Common Shares	3/13/2024	107,000	1.93	Buy	0.21
Thai Mitsuwa (TMW)	Hirokazu Tsuruhara	Common Shares	3/11/2024	1,500	56.50	Buy	0.08
Thaire Life Assurance (THREL)	Vipon Vorasowharid	Common Shares	3/12/2024	100,000	2.10	Buy	0.21
Precise Corporation (PCC)	Kiti Sumrit	Common Shares	3/12/2024	5,000	3.10	Buy	0.02
Firetrade Engineering (FTE)	Taksin Tantipijit	Common Shares	3/11/2024	354,500	1.67	Buy	0.59
Firetrade Engineering (FTE)	Taksin Tantipijit	Common Shares	3/12/2024	50,000	1.69	Buy	0.08
Metro Systems Corporation (MSC)	Suradet Lertthammajak	Common Shares	3/6/2024	5,000	8.90	Sell	0.04
Ladprao General Hospital (LPH)	Pramote Poonapanont	Common Shares	3/12/2024	20,000	4.58	Buy	0.09
Warrix Sports (WARRIX)	Sa-Nga Tangchansiri	Common Shares	3/11/2024	100,000	5.50	Sell	0.55
VGI (VGI)	Oranuch Rujirawan	Common Shares	3/8/2024	900,000	1.49	Buy	1.34
Eastern Power Group (EP)	Yuth Chinpakkul	Common Shares	3/12/2024	500	2.62	Buy	0.00
N.D. Rubber (NDR)	Thitikarn Chaichonchanok	Common Shares	3/11/2024	800	1.24	Buy	0.00
N.D. Rubber (NDR)	Ajchara Satongto	Common Shares	3/11/2024	100	1.24	Buy	0.00
N.D. Rubber (NDR)	Boonlai Jamparat	Common Shares	3/11/2024	1,000	1.24	Buy	0.00
STC Concrete Product (STC)	Surasit Chaitrakulthong	Common Shares	3/12/2024	20,000	0.65	Sell	0.01

Source: SEC



## Exhibit 15: Upcoming XM [1/5]

Symbol	X-Date	Meeting Date	Agenda
ADVICE	14/03/2024	25/04/2024	Cash dividend payment,Changing The director(s)
AH	14/03/2024	26/04/2024	Cash dividend payment
AIRA	14/03/2024	29/04/2024	Omitted dividend payment
AJA	14/03/2024	24/04/2024	Omitted dividend payment
AMANAHA	14/03/2024	26/04/2024	Cash and stock dividend payment,Capital increase
AMR	14/03/2024	19/04/2024	Changing The director(s),Omitted dividend payment
AURA	14/03/2024	25/04/2024	Cash dividend payment,Changing The director(s)
AWC	14/03/2024	26/04/2024	Cash dividend payment,Connected transaction,Changing The director(s)
BCH	14/03/2024	24/04/2024	Cash dividend payment
BGC	14/03/2024	19/04/2024	Cash dividend payment
BIG	14/03/2024	25/04/2024	Cash dividend payment
BIS	14/03/2024	24/04/2024	Cash dividend payment
BLESS	14/03/2024	26/04/2024	Omitted dividend payment
BLISS	14/03/2024	24/04/2024	Omitted dividend payment
BR	14/03/2024	18/04/2024	Omitted dividend payment,Changing The director(s)
BRI	14/03/2024	24/04/2024	Cash dividend payment
CCP	14/03/2024	29/04/2024	Cash dividend payment
COLOR	14/03/2024	26/04/2024	Cash dividend payment
CPI	14/03/2024	25/04/2024	Cash dividend payment,Changing The director(s),To consider and approve the amendment of the Company's Articles of Association.
CPN	14/03/2024	25/04/2024	Cash dividend payment
CSC	14/03/2024	26/04/2024	Cash dividend payment,To consider and approve the addition of the Company Objectives and amendment to the Memorandum of Association Clause 3. to be consistent with the addition of objectives.
CSS	14/03/2024	25/04/2024	Cash dividend payment
CWT	14/03/2024	19/04/2024	Omitted dividend payment
DEXON	14/03/2024	26/04/2024	-,Cash dividend payment
DPAINT	14/03/2024	25/04/2024	Omitted dividend payment
DV8	14/03/2024	26/04/2024	Omitted dividend payment
ESTAR	14/03/2024	30/04/2024	Omitted dividend payment
FPI	14/03/2024	25/04/2024	Cash dividend payment
GENCO	14/03/2024	24/04/2024	Omitted dividend payment
GLOCON	14/03/2024	23/04/2024	Omitted dividend payment
GLORY	14/03/2024	25/04/2024	Omitted dividend payment
GRAND	14/03/2024	23/04/2024	Omitted dividend payment
ILINK	14/03/2024	24/04/2024	Cash dividend payment
IMH	14/03/2024	18/04/2024	Omitted dividend payment
IND	14/03/2024	25/04/2024	Cash dividend payment
IP	14/03/2024	26/04/2024	Capital increase,Cash and stock dividend payment
IRCP	14/03/2024	29/04/2024	Cash dividend payment,Changing The director(s)
ITEL	14/03/2024	24/04/2024	Cash dividend payment
JCT	14/03/2024	26/04/2024	Cash dividend payment
K	14/03/2024	29/04/2024	Omitted dividend payment,The issuance of convertible securities,Allocation of net profits as legal reserve
KCC	14/03/2024	03/04/2024	Cash dividend payment
KOOL	14/03/2024	23/04/2024	Cash dividend payment,To consider and approve the amendment of the Company's objectives and the amendment Clause 3 of the Company's Memorandum of Association
KWI	14/03/2024	09/04/2024	Omitted dividend payment
LALIN	14/03/2024	24/04/2024	Cash dividend payment
LOXLEY	14/03/2024	25/04/2024	Cash dividend payment,To consider and approve the amendments of the Articles of Association of the Company to be in compliance with the Public Limited Company Act, B.E. 2535 as amended. ,Changing The director(s)
MATI	14/03/2024	25/04/2024	Cash dividend payment
M-CHAI	14/03/2024	30/04/2024	Cash dividend payment
MCS	14/03/2024	09/04/2024	Cash dividend payment,Changing The director(s),To consider for approving additional amendments to the company's objectives and modifications to the company's Articles of Association, Section 3 (Objectives)
MFEC	14/03/2024	22/04/2024	Cash dividend payment
MITSIB	14/03/2024	10/04/2024	Capital increase,Omitted dividend payment
MODERN	14/03/2024	19/04/2024	Cash dividend payment

Source: SET

## Exhibit 16: Upcoming XM [2/5]

Symbol	X-Date	Meeting Date	Agenda
MVP	14/03/2024	25/04/2024	Omitted dividend payment
NER	14/03/2024	10/04/2024	Cash dividend payment,Capital increase,The issuance of convertible securities
NETBAY	14/03/2024	25/04/2024	Cash dividend payment,Changing The director(s).- Consider approval of amendments to the company's objectives and Memorandum of Association. - Consider approval of amendments to the company's Articles of Association.
ORI	14/03/2024	25/04/2024	Cash dividend payment
PEACE	14/03/2024	24/04/2024	Cash dividend payment
PF	14/03/2024	25/04/2024	Cash dividend payment,The issuance of debentures
PIN	14/03/2024	26/04/2024	Cash dividend payment,Changing The director(s)
PLANET	14/03/2024	30/04/2024	Omitted dividend payment,Capital increase
PLT	14/03/2024	18/04/2024	Capital increase,The issuance of convertible securities,Omitted dividend payment,Changing The director(s),Issuance and offering of Debt Instrument
PQS	14/03/2024	25/04/2024	Cash dividend payment,Changing The director(s)
PRECHA	14/03/2024	25/04/2024	Omitted dividend payment
RICHY	14/03/2024	26/04/2024	Omitted dividend payment,Capital increase,Changing The director(s)
ROH	14/03/2024	19/04/2024	Omitted dividend payment
S&J	14/03/2024	22/04/2024	Cash dividend payment,Changing The director(s)
SANKO	14/03/2024	29/04/2024	Cash dividend payment
SEAOIL	14/03/2024	24/04/2024	Cash dividend payment
SECURE	14/03/2024	24/04/2024	Cash dividend payment
SFLEX	14/03/2024	11/04/2024	Cash dividend payment
SGF	14/03/2024	29/04/2024	Omitted dividend payment
SGP	14/03/2024	25/04/2024	Cash dividend payment
SK	14/03/2024	26/04/2024	Cash dividend payment
SKY	14/03/2024	26/04/2024	Omitted dividend payment,the appropriation of net profits as legal reserve - the amendment of the Company' s Articles of Association - the amendment of the company's memorandum of association
SMD	14/03/2024	26/04/2024	Cash dividend payment
SSTRT	14/03/2024	-	Fund management,Financial position and performance,Appointment of auditors and audit costs
STECH	14/03/2024	25/04/2024	Omitted dividend payment
STHAI	14/03/2024	29/04/2024	Omitted dividend payment
SVR	14/03/2024	24/04/2024	Omitted dividend payment
TACC	14/03/2024	26/04/2024	Cash dividend payment
TCMC	14/03/2024	26/04/2024	Omitted dividend payment
TH	14/03/2024	30/04/2024	Omitted dividend payment
TNITY	14/03/2024	25/04/2024	Omitted dividend payment
TPP	14/03/2024	11/04/2024	Cash dividend payment,Changing The director(s)
TRITN	14/03/2024	24/04/2024	Omitted dividend payment
TRU	14/03/2024	25/04/2024	Cash dividend payment,Capital increase,Changing The director(s)
TURTLE	14/03/2024	24/04/2024	Omitted dividend payment,Changing The director(s)
TYCN	14/03/2024	25/04/2024	Omitted dividend payment
UBIS	14/03/2024	26/04/2024	Omitted dividend payment
UMS	14/03/2024	23/04/2024	Omitted dividend payment
UNIQ	14/03/2024	11/04/2024	Cash dividend payment
XPG	14/03/2024	26/04/2024	Omitted dividend payment,Changing The director(s)
ACE	15/03/2024	30/04/2024	Omitted dividend payment,To consider and approve the amendment of the Company's Articles of Association in accordance with the Public Limited Companies Act (No. 4) B.E. 2565
AIMCG	15/03/2024	26/04/2024	Fund management,Financial position and performance,Appointment of auditors and audit costs
AIMIRT	15/03/2024	25/04/2024	Fund management,Financial position and performance,Appointment of auditors and audit costs
ASAP	15/03/2024	29/04/2024	Omitted dividend payment
BGT	15/03/2024	29/04/2024	Omitted dividend payment
BLA	15/03/2024	24/04/2024	Cash dividend payment
B-WORK	15/03/2024	22/04/2024	Fund management,Financial position and performance,Appointment of auditors and audit costs
CEYE	15/03/2024	10/04/2024	Cash dividend payment
CHIC	15/03/2024	22/04/2024	Omitted dividend payment,Changing The director(s)
DEMCO	15/03/2024	29/04/2024	Omitted dividend payment
F&D	15/03/2024	29/04/2024	Omitted dividend payment

Source: SET

## Exhibit 17: Upcoming XM [3/5]

Symbol	X-Date	Meeting Date	Agenda
GSC	15/03/2024	29/04/2024	Omitted dividend payment,Amend the objectives of the company
HTC	15/03/2024	24/04/2024	Cash dividend payment
HYDRO	15/03/2024	30/04/2024	Omitted dividend payment,Capital increase
LANNA	15/03/2024	22/04/2024	Cash dividend payment,Changing The director(s)
MDX	15/03/2024	23/04/2024	Omitted dividend payment,Changing The director(s)
NRF	15/03/2024	24/04/2024	Omitted dividend payment,Capital increase,Appoint new director The amendment of the Articles of Association of the Company
NSL	15/03/2024	22/04/2024	Cash dividend payment
NVD	15/03/2024	25/04/2024	Cash dividend payment,Changing The director(s),Increase Bord Director seat
PDG	15/03/2024	24/04/2024	Cash dividend payment
PDJ	15/03/2024	24/04/2024	Cash dividend payment
RATCH	15/03/2024	23/04/2024	Cash dividend payment,Changing The director(s)
RSP	15/03/2024	18/04/2024	Cash dividend payment
SAPPE	15/03/2024	18/04/2024	Cash dividend payment
SIAM	15/03/2024	29/04/2024	Cash dividend payment
SIRI	15/03/2024	30/04/2024	Capital increase,The issuance of convertible securities,Cash dividend payment
SKE	15/03/2024	26/04/2024	Omitted dividend payment
SPI	15/03/2024	22/04/2024	Cash dividend payment,Changing The director(s)
SUSCO	15/03/2024	25/04/2024	Cash dividend payment,Changing The director(s)
TAKUNI	15/03/2024	23/04/2024	Omitted dividend payment
TFI	15/03/2024	24/04/2024	Omitted dividend payment
TKC	15/03/2024	19/04/2024	Cash dividend payment,Changing The director(s),- the appropriation of net profits as legal reserve - the amendment of the Company' s Articles of Association - the amendment of the company's memorandum of association
TMC	15/03/2024	27/04/2024	Omitted dividend payment
TPL	15/03/2024	29/04/2024	Omitted dividend payment,Changing The director(s)
TQR	15/03/2024	22/04/2024	Cash dividend payment
TVH	15/03/2024	24/04/2024	Cash dividend payment
VNG	15/03/2024	24/04/2024	Cash dividend payment
W	15/03/2024	30/04/2024	Omitted dividend payment,Capital increase,Acquisition and disposition of assets / Acquisition or Disposition of Assets ,Connected transaction,The issuance of convertible securities
AKS	18/03/2024	30/04/2024	Omitted dividend payment
CMR	18/03/2024	29/04/2024	Cash dividend payment,Changing The director(s),Approval of amendments to the Company's Articles of Association.
EASON	18/03/2024	26/04/2024	Cash dividend payment
GCAP	18/03/2024	29/04/2024	Capital increase,The issuance of debentures,The issuance of convertible securities,Omitted dividend payment
HYDROGEN	18/03/2024	23/04/2024	-
META	18/03/2024	29/04/2024	Changing The director(s),Capital increase,Omitted dividend payment,The issuance of debentures
NL	18/03/2024	24/04/2024	Cash dividend payment
NPK	18/03/2024	25/04/2024	Omitted dividend payment
OCC	18/03/2024	22/04/2024	Cash dividend payment
PLAT	18/03/2024	19/04/2024	Omitted dividend payment,Acquisition and disposition of assets / Acquisition or Disposition of Assets ,Connected transaction
SJWD	18/03/2024	29/04/2024	Cash dividend payment
SRIPANWA	18/03/2024	-	Fund management,Financial position and performance,Appointment of auditors and audit costs
THG	18/03/2024	24/04/2024	Cash dividend payment,Capital increase,Changing The director(s)
TNR	18/03/2024	11/04/2024	Cash dividend payment
ADD	19/03/2024	19/04/2024	Cash dividend payment,To acknowledge the resolution of the Board of Directors' meeting to consider approving changes in the objectives and schedule for utilization of capital increase from the initial public offering (IPO)
AMARIN	19/03/2024	26/04/2024	Cash dividend payment
ASIMAR	19/03/2024	22/04/2024	Cash dividend payment
BIOTEC	19/03/2024	29/04/2024	Omitted dividend payment
CCET	19/03/2024	30/04/2024	Cash dividend payment,Connected transaction
COMAN	19/03/2024	22/04/2024	Omitted dividend payment
FSX	19/03/2024	30/04/2024	Omitted dividend payment,Paid up capital reduction,The issuance of debentures
GRAMMY	19/03/2024	29/04/2024	Omitted dividend payment,Acquisition and disposition of assets / Acquisition or Disposition of Assets ,Changing The director(s)
GTB	19/03/2024	29/04/2024	Cash dividend payment

Source: SET

## Exhibit 18: Upcoming XM [4/5]

Symbol	X-Date	Meeting Date	Agenda
HFT	19/03/2024	26/04/2024	Omitted dividend payment
MASTER	19/03/2024	23/04/2024	Cash and stock dividend payment,Capital increase,The issuance of debentures,Acquisition and disposition of assets / Acquisition or Disposition of Assets
NTV	19/03/2024	25/04/2024	Cash dividend payment,Changing The director(s)
ONEE	19/03/2024	26/04/2024	Cash dividend payment,-To acknowledge the change in use of Initial Public Offering (IPO) proceeds -To approve the change of director who has the authority to sign on behalf of the company.
PATO	19/03/2024	22/04/2024	Cash dividend payment,Changing The director(s)
PYLON	19/03/2024	29/04/2024	Cash dividend payment,Changing The director(s)
RML	19/03/2024	22/04/2024	Omitted dividend payment
RT	19/03/2024	29/04/2024	Capital increase,The issuance of debentures,Omitted dividend payment
SAFARI	19/03/2024	29/04/2024	Omitted dividend payment
SEAFCO	19/03/2024	29/04/2024	Capital increase,Cash and stock dividend payment
SENX	19/03/2024	24/04/2024	Cash dividend payment,Connected transaction,Acquisition and disposition of assets / Acquisition or Disposition of Assets
SIMAT	19/03/2024	26/04/2024	Omitted dividend payment,the amendment of the objectives of the Company and its memorandum of association.
SQ	19/03/2024	18/04/2024	Cash dividend payment,The issuance of debentures
SUPEREIF	19/03/2024	23/04/2024	Cash dividend payment
SYNEX	19/03/2024	23/04/2024	Cash dividend payment
TBN	19/03/2024	29/04/2024	Cash dividend payment,To consider and approve the change in the purpose of utilizing initial public offering (IPO) proceeds
TEGH	19/03/2024	26/04/2024	Cash dividend payment
TGH	19/03/2024	26/04/2024	Capital increase,Omitted dividend payment,To consider and approve the amendment of the Company's Seal and Articles of Association Article 50 to be aligned with the change of the Company's seal.
THIP	19/03/2024	23/04/2024	Cash dividend payment,Changing The director(s)
TKS	19/03/2024	23/04/2024	Cash dividend payment
TMILL	19/03/2024	25/04/2024	Cash dividend payment,Changing The director(s)
TSI	19/03/2024	23/04/2024	Changing The director(s),Omitted dividend payment
UBE	19/03/2024	30/04/2024	Cash dividend payment,Changing The director(s)
WGE	19/03/2024	30/04/2024	Omitted dividend payment,Capital increase
BJC	20/03/2024	23/04/2024	Cash dividend payment
INETREIT	20/03/2024	19/04/2024	Financial position and performance,Appointment of auditors and audit costs
KCAR	20/03/2024	25/04/2024	Cash dividend payment
MBK	20/03/2024	24/04/2024	Capital increase,Cash dividend payment
SMT	20/03/2024	25/04/2024	Cash dividend payment
TPAC	20/03/2024	29/04/2024	Cash dividend payment
TSTE	20/03/2024	25/04/2024	Cash dividend payment,Changing The director(s),Other matters (If any)
TTA	20/03/2024	26/04/2024	Cash dividend payment,Connected transaction
WACOAL	20/03/2024	22/04/2024	Cash dividend payment,Changing The director(s),Amendments to Article 28, 34, 39, 56 of Company's Articles of Association
WIN	20/03/2024	25/04/2024	Omitted dividend payment
YGG	20/03/2024	23/04/2024	Omitted dividend payment
AMC	21/03/2024	23/04/2024	Cash dividend payment
APP	21/03/2024	23/04/2024	Cash dividend payment
B52	21/03/2024	23/04/2024	Capital increase,Omitted dividend payment
CMAN	21/03/2024	26/04/2024	Cash dividend payment
CPNREIT	21/03/2024	22/04/2024	Fund management,Financial position and performance,Appointment of auditors and audit costs
EKH	21/03/2024	26/04/2024	Capital increase,Cash and stock dividend payment
KGEN	21/03/2024	25/04/2024	Omitted dividend payment
MIDA	21/03/2024	26/04/2024	Omitted dividend payment,The issuance of debentures
ML	21/03/2024	26/04/2024	The issuance of debentures,Omitted dividend payment
NC	21/03/2024	23/04/2024	Cash dividend payment
NEW	21/03/2024	29/04/2024	Cash dividend payment,Changing The director(s)
PLE	21/03/2024	26/04/2024	Omitted dividend payment
RABBIT	21/03/2024	25/04/2024	Omitted dividend payment
SENA	21/03/2024	26/04/2024	Cash dividend payment,Connected transaction,Acquisition and disposition of assets / Acquisition or Disposition of Assets
SLM	21/03/2024	29/04/2024	Capital increase,Omitted dividend payment

Source: SET

## Exhibit 19: Upcoming XM [5/5]

Symbol	X-Date	Meeting Date	Agenda
STOWER	21/03/2024	17/04/2024	Capital increase,Omitted dividend payment,Connected transaction,Acquisition and disposition of assets / Acquisition or Disposition of Assets
TAN	21/03/2024	30/04/2024	Cash dividend payment
ACC	22/03/2024	30/04/2024	Changing The director(s),the amendment of the Company's objectives and to approve the amendment of the Company's Memorandum of Association, Clause 3.,Omitted dividend payment,Capital increase,The issuance of convertible securities
CHAYO	22/03/2024	24/04/2024	Omitted dividend payment
DHOUSE	22/03/2024	26/04/2024	Omitted dividend payment
DUSIT	22/03/2024	29/04/2024	Omitted dividend payment
EVER	22/03/2024	26/04/2024	Omitted dividend payment,Connected transaction
KJL	22/03/2024	26/04/2024	Cash dividend payment
LST	22/03/2024	26/04/2024	Cash dividend payment
PRAKIT	22/03/2024	26/04/2024	Cash dividend payment
PRG	22/03/2024	24/04/2024	Capital increase,Omitted dividend payment,The issuance of convertible securities,Increase the number of directors
ROCK	22/03/2024	29/04/2024	Cash dividend payment,Changing The director(s)
B	25/03/2024	26/04/2024	Omitted dividend payment
BWG	25/03/2024	29/04/2024	Omitted dividend payment,Connected transaction,Acquisition and disposition of assets / Acquisition or Disposition of Assets ,Capital increase,The issuance of convertible securities
CMO	25/03/2024	25/04/2024	Omitted dividend payment
CRC	25/03/2024	25/04/2024	Cash dividend payment,Connected transaction,Changing The director(s),The amendment of the Articles of Association
EE	25/03/2024	24/04/2024	Omitted dividend payment
ETC	25/03/2024	30/04/2024	Capital increase,Omitted dividend payment,Connected transaction,Acquisition and disposition of assets / Acquisition or Disposition of Assets ,The issuance of convertible securities
FE	25/03/2024	25/04/2024	Cash dividend payment
FUTUREPF	25/03/2024	-	Fund management,Financial position and performance,Appointment of auditors and audit costs
HARN	25/03/2024	29/04/2024	Cash dividend payment,Acquisition and disposition of assets / Acquisition or Disposition of Assets ,Connected transaction
KCE	25/03/2024	18/04/2024	Cash dividend payment
LEE	25/03/2024	29/04/2024	Cash dividend payment,Changing The director(s)
PRIME	25/03/2024	30/04/2024	Omitted dividend payment,Capital increase,Changing The director(s)
PROUD	25/03/2024	24/04/2024	Omitted dividend payment
SMIT	25/03/2024	25/04/2024	Cash dividend payment
SYNTEC	25/03/2024	30/04/2024	Cash dividend payment
TNL	25/03/2024	22/04/2024	Cash dividend payment,Changing The director(s),Connected transaction
ANAN	26/03/2024	25/04/2024	Omitted dividend payment,Capital increase
MORE	26/03/2024	19/04/2024	Omitted dividend payment
VIH	26/03/2024	26/04/2024	Cash dividend payment
BTW	27/03/2024	23/04/2024	Omitted dividend payment
KTMS	27/03/2024	26/04/2024	Cash dividend payment
MJD	27/03/2024	25/04/2024	Omitted dividend payment,Capital increase
PERM	27/03/2024	25/04/2024	Omitted dividend payment
SSS	27/03/2024	26/04/2024	Omitted dividend payment
TRC	27/03/2024	29/04/2024	Omitted dividend payment
UREKA	27/03/2024	29/04/2024	Omitted dividend payment,Reduce the registered capital of the company
WHART	27/03/2024	-	Fund management,Financial position and performance,Appointment of auditors and audit costs
WORLD	27/03/2024	26/04/2024	Omitted dividend payment
GIFT	28/03/2024	29/04/2024	Omitted dividend payment,Acquisition and disposition of assets / Acquisition or Disposition of Assets , -
HEALTH	28/03/2024	29/04/2024	Omitted dividend payment,Capital increase
PEER	28/03/2024	23/04/2024	Omitted dividend payment
PTECH	28/03/2024	26/04/2024	Omitted dividend payment,The issuance of debentures
RS	28/03/2024	30/04/2024	Omitted dividend payment
SAAM	28/03/2024	24/04/2024	Omitted dividend payment
SABUY	28/03/2024	29/04/2024	Omitted dividend payment
SBNEXT	28/03/2024	26/04/2024	Omitted dividend payment
THMUI	28/03/2024	23/04/2024	Omitted dividend payment
TRV	28/03/2024	26/04/2024	Omitted dividend payment
FVC	29/03/2024	30/04/2024	Cash dividend payment
GTV	29/03/2024	29/04/2024	Omitted dividend payment,Changing The director(s)
CSR	03/04/2024	26/04/2024	Cash dividend payment,Changing The director(s)
NEWS	03/04/2024	30/04/2024	Omitted dividend payment
AQUA	04/04/2024	30/04/2024	Omitted dividend payment,Changing The director(s)
NOVA	04/04/2024	30/04/2024	Omitted dividend payment
CIG	10/04/2024	30/04/2024	Omitted dividend payment

Source: SET

## Exhibit 20: Upcoming XR

Symbol	X-Date	Announce Date	Rights for	Subscription Price	Unit	Subscription Ratio (Holding:New)	Subscription Period	Allotted Shares (Shares)
SOLAR	14/03/2024	21/03/2023	Common	0.8	Baht	11 : 2	11/04/2024 - 22/04/2024	217649000
RT	19/03/2024	28/02/2024	Common	0.55	Baht	4 : 1	15/05/2024 - 21/05/2024	275470750
PRG	22/03/2024	11/03/2024	Warrants	-	Baht	20 : 1	-	34723216
BWG	25/03/2024	12/03/2024	Warrants	-	Baht	6 : 1	-	900199539
RML	10/04/2024	12/02/2024	Common	0.42	Baht	9.38 : 1	-	714285715
MITSIB	22/04/2024	27/02/2024	Common	0.7	Baht	1 : 1	-	787892023
MTW	22/04/2024	23/02/2024	Warrants	-	Baht	2 : 1	-	337000000
NER	22/04/2024	29/02/2024	Warrants	-	Baht	6 : 1	-	307964958
BC	30/04/2024	27/02/2024	Warrants	-	Baht	10 : 1	-	57048574
TFG	30/04/2024	21/02/2024	Warrants	-	Baht	10 : 1	-	581081852
WIJK	02/05/2024	23/02/2024	Warrants	-	Baht	3 : 1	-	279227687
INET	03/05/2024	28/02/2024	Warrants	-	Baht	5 : 1	-	100193441
AJ	08/05/2024	28/02/2024	Common	5.869	Baht	5.1765 : 1	05/06/2024 - 11/06/2024	85000000
ACC	10/05/2024	11/03/2024	Warrants	-	Baht	3 : 1	-	447685208
CHASE	23/05/2024	28/02/2024	Warrants	-	Baht	10 : 1	-	198544180
K	05/06/2024	27/02/2024	Warrants	-	Baht	14 : 1	-	39961206

Source: SET

## Exhibit 21: New securities

Derivative Warrants	Trade Date	Underlying	Issuer	DW Type	Market	Maturity Date	Exercise Price (Baht)
BBL41C2408A	14/03/2024	BBL	JPM	Call	SET	07/08/2024	180
CBG41C2408A	14/03/2024	CBG	JPM	Call	SET	07/08/2024	85
CPALL41C2408A	14/03/2024	CPALL	JPM	Call	SET	07/08/2024	71
DOHOME06C2407A	14/03/2024	DOHOME	KKPS	Call	SET	03/08/2024	14.5
GPSC41C2408A	14/03/2024	GPSC	JPM	Call	SET	07/08/2024	67
HANA13C2408A	14/03/2024	HANA	KGI	Call	SET	08/08/2024	49
HANA13P2408A	14/03/2024	HANA	KGI	Put	SET	08/08/2024	24
IVL13C2408A	14/03/2024	IVL	KGI	Call	SET	08/08/2024	35
LH13C2408A	14/03/2024	LH	KGI	Call	SET	10/08/2024	9.25
MTC41C2408A	14/03/2024	MTC	JPM	Call	SET	07/08/2024	57
RBF13C2408A	14/03/2024	RBF	KGI	Call	SET	08/08/2024	14.8
SCB41C2408A	14/03/2024	SCB	JPM	Call	SET	07/08/2024	135
SET5006C2406A	14/03/2024	SET50	KKPS	Call	SET	03/07/2024	950
SET5006P2406A	14/03/2024	SET50	KKPS	Put	SET	03/07/2024	750
SET5019P2406D	14/03/2024	SET50	YUANTA	Put	SET	03/07/2024	800
SPRC19C2408A	14/03/2024	SPRC	YUANTA	Call	SET	08/08/2024	11.6
TRUE41C2407B	14/03/2024	TRUE	JPM	Call	SET	10/07/2024	9.5

Source: SET



## Exhibit 22: Upcoming XD [1/7]

Symbol	X-Date	Dividend (per Share)	Unit	Operation Period	Source of Dividend	Payment Date	Price	Div Yield	Par
ADVICE	14/3/2024	0.07	Baht	01/01/2023 - 31/12/2023	Both	8/5/2024	4.18	1.7%	0.5
AH	14/3/2024	0.95	Baht	01/07/2023 - 31/12/2023	NP	24/5/2024	22.90	4.1%	1
AMANAHA	14/3/2024	7 : 1 Share	-	01/01/2023 - 31/12/2023	NP	16/5/2024	2.32	-	1
AMANAHA	14/3/2024	0.015873016	Baht	01/01/2023 - 31/12/2023	NP	16/5/2024	2.32	0.7%	1
BIG	14/3/2024	0.015	Baht	01/01/2023 - 31/12/2023	NP	10/5/2024	0.50	3.0%	0.1
CPI	14/3/2024	0.11	Baht	01/01/2023 - 31/12/2023	NP	17/5/2024	2.62	4.2%	1
CPN	14/3/2024	1.8	Baht	01/01/2023 - 31/12/2023	NP	15/5/2024	65.00	2.8%	0.5
CSC	14/3/2024	1.83	Baht	01/01/2023 - 31/12/2023	NP	15/5/2024	45.25	4.0%	10
CSC-P	14/3/2024	3.33	Baht	01/01/2023 - 31/12/2023	NP	15/5/2024	150.00	2.2%	10
IRCP	14/3/2024	0.025	Baht	01/01/2023 - 31/12/2023	NP	27/5/2024	0.69	3.6%	0.5
JCT	14/3/2024	4.25	Baht	-	RE	15/5/2024	82.25	5.2%	10
KOOL	14/3/2024	0.0125	Baht	01/01/2023 - 31/12/2023	NP	8/5/2024	0.40	3.1%	0.25
LALIN	14/3/2024	0.25	Baht	01/07/2023 - 31/12/2023	NP	17/5/2024	7.95	3.1%	1
LOXLEY	14/3/2024	0.07	Baht	01/01/2023 - 31/12/2023	NP	17/5/2024	1.57	4.5%	1
M-CHAI	14/3/2024	0.7	Baht	01/01/2023 - 31/12/2023	NP	29/5/2024	68.50	1.0%	1
MCS	14/3/2024	0.32	Baht	01/01/2023 - 31/12/2023	NP	2/5/2024	6.75	4.7%	1
PEACE	14/3/2024	0.15	Baht	01/01/2023 - 31/12/2023	NP	17/5/2024	3.32	4.5%	1
PQS	14/3/2024	0.081	Baht	01/01/2023 - 31/12/2023	NP	17/5/2024	2.84	2.9%	1
SANKO	14/3/2024	0.04	Baht	01/01/2023 - 31/12/2023	NP	20/5/2024	1.68	2.4%	0.5
SEAOIL	14/3/2024	0.2	Baht	-	RE	21/5/2024	3.08	6.5%	1
SECURE	14/3/2024	0.45	Baht	01/01/2023 - 31/12/2023	NP	20/5/2024	13.50	3.3%	0.5
SFLEX	14/3/2024	0.045	Baht	01/01/2023 - 31/12/2023	NP	9/5/2024	3.34	1.3%	0.5
SGP	14/3/2024	0.15	Baht	01/07/2023 - 31/12/2023	NP	20/5/2024	8.00	1.9%	0.5
SMD	14/3/2024	0.15	Baht	01/01/2023 - 31/12/2023	Both	8/5/2024	6.85	2.2%	0.5
SSTRT	14/3/2024	0.2	Baht	01/07/2023 - 31/12/2023	NP	28/3/2024	5.30	3.8%	7.4295
TPP	14/3/2024	0.22	Baht	01/01/2023 - 31/12/2023	NP	3/5/2024	14.70	1.5%	10
UNIQ	14/3/2024	0.05	Baht	01/01/2023 - 31/12/2023	NP	10/5/2024	3.34	1.5%	1
CEYE	15/3/2024	0.15	Baht	01/01/2023 - 31/12/2023	Both	26/4/2024	4.38	3.4%	0.5
LANNA	15/3/2024	1.2	Baht	01/01/2023 - 31/12/2023	NP	21/5/2024	15.80	7.6%	1
NVD	15/3/2024	0.026	Baht	01/01/2023 - 31/12/2023	NP	21/5/2024	1.89	1.4%	1
PDG	15/3/2024	0.08	Baht	01/07/2023 - 31/12/2023	Both	21/5/2024	2.48	3.2%	0.5
RATCH	15/3/2024	0.8	Baht	01/01/2023 - 31/12/2023	NP	23/5/2024	29.50	2.7%	10
SIRI	15/3/2024	0.1	Baht	01/01/2023 - 31/12/2023	NP	20/5/2024	1.84	5.4%	1.07
SUSCO	15/3/2024	0.2	Baht	01/07/2023 - 31/12/2023	NP	20/5/2024	4.78	4.2%	1
TQR	15/3/2024	0.226	Baht	01/01/2023 - 31/12/2023	NP	17/5/2024	7.20	3.1%	0.5
TVH	15/3/2024	0.39	Baht	01/01/2023 - 31/12/2023	NP	20/5/2024	8.60	4.5%	1
VNG	15/3/2024	0.02	Baht	01/01/2023 - 31/12/2023	NP	17/5/2024	3.66	0.5%	1
CMR	18/3/2024	0.055	Baht	01/01/2023 - 31/12/2023	Both	24/5/2024	2.08	2.6%	0.1
HPF	18/3/2024	0.117	Baht	01/10/2023 - 31/12/2023	NP	29/3/2024	4.72	2.5%	9.017
M-II	18/3/2024	0.165	Baht	01/10/2023 - 31/12/2023	NP	29/3/2024	7.10	2.3%	8.92
MNIT	18/3/2024	0.03	Baht	01/10/2023 - 31/12/2023	NP	29/3/2024	2.16	1.4%	5.0006
MNIT2	18/3/2024	0.05	Baht	01/10/2023 - 31/12/2023	NP	29/3/2024	4.80	1.0%	8.15
MNRF	18/3/2024	0.024	Baht	01/10/2023 - 31/12/2023	NP	29/3/2024	2.80	0.9%	7.82
M-STOR	18/3/2024	0.115	Baht	01/10/2023 - 31/12/2023	NP	29/3/2024	7.15	1.6%	10
THG	18/3/2024	0.45	Baht	01/01/2023 - 31/12/2023	NP	24/5/2024	42.75	1.1%	1
TNR	18/3/2024	0.25	Baht	01/10/2023 - 31/12/2023	NP	10/5/2024	9.30	2.7%	1
ADD	19/3/2024	0.15	Baht	01/01/2023 - 31/12/2023	Both	9/5/2024	5.55	2.7%	0.5
ASIMAR	19/3/2024	0.08	Baht	01/01/2023 - 31/12/2023	NP	21/5/2024	1.63	4.9%	1
CCET	19/3/2024	0.075	Baht	01/07/2023 - 31/12/2023	NP	20/5/2024	2.56	2.9%	1
MASTER	19/3/2024	1 : 0.14286 Share	-	01/01/2023 - 31/12/2023	Both	9/5/2024	74.75	-	1
MASTER	19/3/2024	0.01587302	Baht	01/01/2023 - 31/12/2023	Both	9/5/2024	74.75	0.0%	1
NTV	19/3/2024	1.46	Baht	01/01/2023 - 31/12/2023	Both	24/5/2024	37.75	3.9%	1
PATO	19/3/2024	0.5	Baht	01/01/2023 - 31/12/2023	NP	10/5/2024	9.80	5.1%	1
PYLON	19/3/2024	0.14	Baht	-	RE	24/5/2024	2.50	5.6%	0.5

Source: SET

## Exhibit 23: Upcoming XD [2/7]

Symbol	X-Date	Dividend (per Share)	Unit	Operation Period	Source of Dividend	Payment Date	Price	Div Yield	Par
SQ	19/3/2024	0.0455	Baht	01/01/2023 - 31/12/2023	NP	16/5/2024	1.16	3.9%	1
SYNEX	19/3/2024	0.26	Baht	01/07/2023 - 31/12/2023	NP	8/5/2024	10.10	2.6%	1
TEGH	19/3/2024	0.1	Baht	01/01/2023 - 31/12/2023	Both	24/5/2024	3.34	3.0%	1
TKS	19/3/2024	0.17	Baht	01/07/2023 - 31/12/2023	NP	13/5/2024	6.35	2.7%	1
TMILL	19/3/2024	0.07	Baht	01/01/2023 - 31/12/2023	Both	23/5/2024	3.76	1.9%	1
UBE	19/3/2024	0.0156	Baht	01/01/2023 - 31/12/2023	NP	15/5/2024	0.81	1.9%	1
KCAR	20/3/2024	0.11	Baht	01/07/2023 - 31/12/2023	NP	24/5/2024	6.50	1.7%	1
MBK	20/3/2024	0.4	Baht	-	RE	8/5/2024	16.10	2.5%	1
TSST	20/3/2024	0.06	Baht	01/01/2023 - 31/12/2023	NP	24/5/2024	9.95	0.6%	0.5
TTA	20/3/2024	0.18	Baht	01/01/2023 - 31/12/2023	NP	13/5/2024	6.90	2.6%	1
AMC	21/3/2024	0.19	Baht	-	RE	23/5/2024	3.32	5.7%	1
CMAN	21/3/2024	0.07	Baht	01/01/2023 - 31/12/2023	NP	24/5/2024	1.96	3.6%	1
NC	21/3/2024	0.02	Baht	-	RE	21/5/2024	4.44	0.5%	1
TAN	21/3/2024	0.2	Baht	01/01/2023 - 31/12/2023	NP	9/5/2024	15.90	1.3%	1
KJL	22/3/2024	0.3	Baht	01/01/2023 - 31/12/2023	NP	10/5/2024	7.65	3.9%	0.5
LST	22/3/2024	0.25	Baht	01/01/2023 - 31/12/2023	NP	24/5/2024	5.10	4.9%	1
HARN	25/3/2024	0.15	Baht	01/01/2023 - 31/12/2023	NP	17/5/2024	2.32	6.5%	0.5
KCE	25/3/2024	0.7	Baht	01/07/2023 - 31/12/2023	NP	10/5/2024	39.00	1.8%	0.5
LEE	25/3/2024	0.09	Baht	01/01/2023 - 31/12/2023	NP	15/5/2024	2.36	3.8%	1
SYNTEC	25/3/2024	0.03	Baht	01/01/2023 - 31/12/2023	NP	17/5/2024	1.81	1.7%	1
VIH	26/3/2024	0.2	Baht	01/01/2023 - 31/12/2023	NP	24/5/2024	8.10	2.5%	1
Q-CON	29/3/2024	1	Baht	01/01/2023 - 31/12/2023	NP	19/4/2024	18.20	5.5%	1
DCC	1/4/2024	0.012	Baht	01/10/2023 - 31/12/2023	NP	25/4/2024	1.95	0.6%	0.1
SCGD	1/4/2024	0.15	Baht	01/01/2023 - 31/12/2023	NP	22/4/2024	8.10	1.9%	10
SCGP	2/4/2024	0.3	Baht	01/01/2023 - 31/12/2023	NP	22/4/2024	30.00	1.0%	1
SCC	4/4/2024	3.5	Baht	01/01/2023 - 31/12/2023	NP	23/4/2024	270.00	1.3%	1
SMPC	4/4/2024	0.21	Baht	01/07/2023 - 31/12/2023	NP	26/4/2024	8.40	2.5%	1
BANPU	5/4/2024	0.2	Baht	01/07/2023 - 31/12/2023	NP	30/4/2024	5.55	3.6%	1
BPP	5/4/2024	0.4	Baht	01/07/2023 - 31/12/2023	NP	26/4/2024	14.20	2.8%	10
CPAXT	5/4/2024	0.39	Baht	01/01/2023 - 31/12/2023	NP	29/4/2024	33.00	1.2%	0.5
GPI	5/4/2024	0.055	Baht	-	RE	26/4/2024	1.89	2.9%	0.5
MAJOR	9/4/2024	0.15	Baht	01/07/2023 - 31/12/2023	NP	30/4/2024	14.40	1.0%	1
TMT	9/4/2024	0.15	Baht	01/07/2023 - 31/12/2023	NP	30/4/2024	5.60	2.7%	1
BLC	10/4/2024	0.07	Baht	01/01/2023 - 31/12/2023	NP	30/4/2024	5.15	1.4%	0.5
KCC	10/4/2024	0.0543	Baht	01/01/2023 - 31/12/2023	NP	30/4/2024	3.26	1.7%	0.5
KLINIQ	10/4/2024	0.75	Baht	01/01/2023 - 31/12/2023	NP	2/5/2024	40.75	1.8%	0.5
ATP30	11/4/2024	0.02	Baht	01/01/2023 - 31/12/2023	NP	30/4/2024	1.01	2.0%	0.25
JMT	11/4/2024	0.49	Baht	01/07/2023 - 31/12/2023	NP	3/5/2024	22.80	2.1%	0.5
SUTHA	11/4/2024	0.08	Baht	-	RE	3/5/2024	2.48	3.2%	1
AUCT	12/4/2024	0.37	Baht	01/07/2023 - 31/12/2023	NP	3/5/2024	10.00	3.7%	0.25
COCOCO	12/4/2024	0.25	Baht	-	RE	2/5/2024	10.60	2.4%	0.5
GC	12/4/2024	0.16	Baht	01/07/2023 - 31/12/2023	NP	30/4/2024	5.40	3.0%	0.5
QTC	12/4/2024	0.2	Baht	-	RE	30/4/2024	4.00	5.0%	1
TIPCO	12/4/2024	0.63	Baht	01/01/2023 - 31/12/2023	Both	3/5/2024	10.30	6.1%	1
TOG	12/4/2024	0.45	Baht	01/07/2023 - 31/12/2023	NP	2/5/2024	11.90	3.8%	1
TPLAS	12/4/2024	0.04	Baht	01/01/2023 - 31/12/2023	NP	3/5/2024	1.57	2.5%	0.5
KTB	17/4/2024	0.868	Baht	-	RE	3/5/2024	15.90	5.5%	5.15
KTB-P	17/4/2024	1.0225	Baht	-	RE	3/5/2024	153.00	0.7%	5.15
KTC	17/4/2024	1.27	Baht	01/01/2023 - 31/12/2023	NP	3/5/2024	46.00	2.8%	1
SCB	17/4/2024	7.84	Baht	01/01/2023 - 31/12/2023	NP	3/5/2024	113.50	6.9%	10
TTB	17/4/2024	0.055	Baht	01/01/2023 - 31/12/2023	NP	8/5/2024	1.85	3.0%	0.95
IT	18/4/2024	0.1	Baht	01/01/2023 - 31/12/2023	NP	3/5/2024	3.48	2.9%	1
PHG	18/4/2024	0.52	Baht	01/01/2023 - 31/12/2023	Both	9/5/2024	14.60	3.6%	1
STA	18/4/2024	1	Baht	-	RE	8/5/2024	19.80	5.1%	1
STGT	18/4/2024	0.5	Baht	-	RE	8/5/2024	9.45	5.3%	0.5

Source: SET

## Exhibit 24: Upcoming XD [3/7]

Symbol	X-Date	Dividend (per Share)	Unit	Operation Period	Source of Dividend	Payment Date	Price	Div Yield	Par
STP	18/4/2024	0.25	Baht	01/01/2023 - 31/12/2023	NP	9/5/2024	12.80	2.0%	1
TCAP	18/4/2024	2	Baht	-	RE	3/5/2024	49.75	4.0%	10
TCAP-P	18/4/2024	2	Baht	-	RE	3/5/2024	560.00	0.4%	10
UKEM	18/4/2024	0.01	Baht	01/01/2023 - 31/12/2023	NP	7/5/2024	0.84	1.2%	0.25
YUASA	18/4/2024	0.412	Baht	01/01/2023 - 31/12/2023	NP	9/5/2024	10.80	3.8%	1
JPARK	19/4/2024	0.0375	Baht	01/01/2023 - 31/12/2023	Both	7/5/2024	6.80	0.6%	0.5
KWC	19/4/2024	10.5	Baht	01/01/2023 - 31/12/2023	NP	8/5/2024	281.00	3.7%	10
PSL	19/4/2024	0.05	Baht	-	RE	3/5/2024	8.35	0.6%	1
AIT	22/4/2024	0.17	Baht	01/01/2023 - 31/12/2023	NP	9/5/2024	4.66	3.6%	1
HMPRO	22/4/2024	0.22	Baht	01/07/2023 - 31/12/2023	NP	8/5/2024	11.00	2.0%	1
KBANK	22/4/2024	6	Baht	-	RE	10/5/2024	123.50	4.9%	10
KGI	22/4/2024	0.31	Baht	01/01/2023 - 31/12/2023	NP	9/5/2024	4.82	6.4%	1
NER	22/4/2024	0.29	Baht	01/01/2023 - 31/12/2023	NP	9/5/2024	6.00	4.8%	0.5
PACO	22/4/2024	0.04	Baht	01/01/2023 - 31/12/2023	NP	7/5/2024	1.82	2.2%	0.5
SMART	22/4/2024	0.0912	Baht	01/01/2023 - 31/12/2023	NP	10/5/2024	1.04	8.8%	0.5
SVI	22/4/2024	0.135	Baht	01/01/2023 - 31/12/2023	NP	9/5/2024	6.10	2.2%	1
THANA	22/4/2024	0.028	Baht	01/01/2023 - 31/12/2023	NP	9/5/2024	1.76	1.6%	1
TTCL	22/4/2024	0.1	Baht	01/07/2023 - 31/12/2023	NP	10/5/2024	3.64	2.7%	1
WINDOW	22/4/2024	0.023	Baht	01/01/2023 - 31/12/2023	NP	9/5/2024	1.20	1.9%	0.5
BBL	23/4/2024	5	Baht	-	RE	10/5/2024	140.00	3.6%	10
DTCI	24/4/2024	0.25	Baht	-	RE	16/5/2024	31.25	0.8%	10
SAPPE	24/4/2024	2.18	Baht	01/01/2023 - 31/12/2023	NP	17/5/2024	93.50	2.3%	1
TIDLOR	24/4/2024	0.2698	Baht	01/01/2023 - 31/12/2023	NP	14/5/2024	22.20	1.2%	3.7
TIDLOR	24/4/2024	27 : 1 Share	-	01/01/2023 - 31/12/2023	NP	14/5/2024	22.20	-	3.7
TISCO	24/4/2024	5.75	Baht	01/01/2023 - 31/12/2023	Both	15/5/2024	100.00	5.8%	10
TISCO-P	24/4/2024	5.75	Baht	01/01/2023 - 31/12/2023	Both	15/5/2024	1,346.00	0.4%	10
BUI	25/4/2024	0.3	Baht	01/01/2023 - 31/12/2023	NP	17/5/2024	21.30	1.4%	10
BUI	25/4/2024	4 : 1 Share	-	01/01/2023 - 31/12/2023	NP	17/5/2024	21.30	-	10
QH	25/4/2024	0.1	Baht	01/07/2023 - 31/12/2023	NP	16/5/2024	2.16	4.6%	1
TM	25/4/2024	0.033	Baht	01/01/2023 - 31/12/2023	NP	15/5/2024	1.91	1.7%	0.5
WHAUP	25/4/2024	0.1925	Baht	01/01/2023 - 31/12/2023	NP	15/5/2024	4.02	4.8%	1
AMARC	26/4/2024	0.039	Baht	01/01/2023 - 31/12/2023	Both	17/5/2024	1.44	2.7%	0.5
ANI	26/4/2024	0.05	Baht	01/01/2023 - 31/12/2023	NP	20/5/2024	5.05	1.0%	0.5
BGC	26/4/2024	0.08	Baht	01/10/2023 - 31/12/2023	NP	17/5/2024	7.25	1.1%	5
KKP	26/4/2024	1.75	Baht	01/01/2023 - 31/12/2023	NP	16/5/2024	53.25	3.3%	10
MFC	26/4/2024	1.3	Baht	01/01/2023 - 31/12/2023	NP	16/5/2024	21.00	6.2%	1
NSL	26/4/2024	0.35	Baht	01/01/2023 - 31/12/2023	NP	17/5/2024	21.80	1.6%	1
NYT	26/4/2024	0.36	Baht	01/01/2023 - 31/12/2023	NP	17/5/2024	4.68	7.7%	0.5
SPA	26/4/2024	0.01389	Baht	01/01/2023 - 31/12/2023	Both	17/5/2024	14.00	0.1%	0.25
SPA	26/4/2024	2 : 1 Share	-	01/01/2023 - 31/12/2023	Both	17/5/2024	14.00	-	0.25
TKC	26/4/2024	0.15	Baht	01/01/2023 - 31/12/2023	NP	15/5/2024	13.80	1.1%	1
TPS	26/4/2024	0.18	Baht	-	RE	15/5/2024	4.30	4.2%	0.5
APCO	29/4/2024	0.18	Baht	01/01/2023 - 31/12/2023	Both	13/5/2024	4.98	3.6%	0.5
BAM	29/4/2024	0.38	Baht	01/01/2023 - 31/12/2023	NP	21/5/2024	9.45	4.0%	5
LHFG	29/4/2024	0.03	Baht	01/01/2023 - 31/12/2023	NP	17/5/2024	1.01	3.0%	1
MTC	29/4/2024	0.21	Baht	01/01/2023 - 31/12/2023	NP	16/5/2024	46.00	0.5%	1
NAT	29/4/2024	0.025	Baht	01/10/2023 - 31/12/2023	NP	17/5/2024	6.15	0.4%	0.5
PJW	29/4/2024	0.06	Baht	-	RE	17/5/2024	3.08	1.9%	0.5
RPH	29/4/2024	0.19	Baht	01/01/2023 - 31/12/2023	Both	15/5/2024	6.40	3.0%	1
RSP	29/4/2024	0.13	Baht	01/01/2023 - 31/12/2023	NP	15/5/2024	2.40	5.4%	1
SAK	29/4/2024	0.15	Baht	01/01/2023 - 31/12/2023	NP	17/5/2024	4.74	3.2%	1
SKR	29/4/2024	0.09	Baht	01/07/2023 - 31/12/2023	NP	14/5/2024	10.00	0.9%	0.5
SORKON	29/4/2024	0.2	Baht	01/01/2023 - 31/12/2023	NP	21/5/2024	4.24	4.7%	1

Source: SET

## Exhibit 25: Upcoming XD [4/7]

Symbol	X-Date	Dividend (per Share)	Unit	Operation Period	Source of Dividend	Payment Date	Price	Div Yield	Par
SUN	29/4/2024	5 : 1 Share	-	01/01/2023 - 31/12/2023	NP	20/5/2024	5.80	-	0.5
SUN	29/4/2024	0.25	Baht	01/01/2023 - 31/12/2023	NP	20/5/2024	5.80	4.3%	0.5
APP	30/4/2024	0.15	Baht	01/01/2023 - 31/12/2023	NP	17/5/2024	2.54	5.9%	0.5
ASW	30/4/2024	0.25	Baht	01/01/2023 - 31/12/2023	NP	21/5/2024	8.15	3.1%	1
BBIK	30/4/2024	1 : 0.837 Share	-	01/01/2023 - 31/12/2023	NP	21/5/2024	105.00	-	0.5
BBIK	30/4/2024	0.3815	Baht	01/01/2023 - 31/12/2023	NP	21/5/2024	105.00	0.4%	0.5
BJC	30/4/2024	0.65	Baht	01/07/2023 - 31/12/2023	NP	23/5/2024	25.50	2.5%	1
BRI	30/4/2024	0.603	Baht	01/07/2023 - 31/12/2023	NP	16/5/2024	7.00	8.6%	0.5
CM	30/4/2024	0.09	Baht	01/01/2023 - 31/12/2023	NP	17/5/2024	2.26	4.0%	1
GYT	30/4/2024	7	Baht	01/01/2023 - 31/12/2023	NP	21/5/2024	182.00	3.8%	10
III	30/4/2024	0.18	Baht	01/07/2023 - 31/12/2023	NP	16/5/2024	9.15	2.0%	0.5
KISS	30/4/2024	0.09	Baht	01/07/2023 - 31/12/2023	NP	21/5/2024	5.50	1.6%	0.5
MEB	30/4/2024	0.65	Baht	01/01/2023 - 31/12/2023	NP	21/5/2024	33.75	1.9%	0.5
MENA	30/4/2024	0.03	Baht	01/01/2023 - 31/12/2023	NP	17/5/2024	1.84	1.6%	0.5
MFEC	30/4/2024	0.4	Baht	01/01/2023 - 31/12/2023	NP	17/5/2024	6.85	5.8%	1
PDJ	30/4/2024	0.1	Baht	-	RE	21/5/2024	1.97	5.1%	1
PREB	30/4/2024	0.4	Baht	01/01/2023 - 31/12/2023	NP	24/5/2024	6.30	6.3%	1
RPC	30/4/2024	0.04	Baht	01/01/2023 - 31/12/2023	Both	21/5/2024	0.68	5.9%	1
SAMCO	30/4/2024	0.03	Baht	01/01/2023 - 31/12/2023	NP	21/5/2024	1.15	2.6%	1
SCG	30/4/2024	0.05	Baht	-	RE	17/5/2024	3.50	1.4%	1
STEG19	30/4/2024	-	Baht	-	-	28/5/2024	-	-	-
TFG	30/4/2024	0.01	Baht	01/01/2023 - 31/12/2023	Both	21/5/2024	3.44	0.3%	1
TPCH	30/4/2024	0.4	Baht	01/01/2023 - 31/12/2023	NP	20/5/2024	7.65	5.2%	1
TPCS	30/4/2024	0.65	Baht	01/01/2023 - 31/12/2023	NP	20/5/2024	16.50	3.9%	1
WACOAL	30/4/2024	0.7	Baht	-	RE	21/5/2024	30.75	2.3%	1
AAI	2/5/2024	0.18	Baht	01/01/2023 - 31/12/2023	Both	17/5/2024	4.10	4.4%	1
ACG	2/5/2024	0.0133	Baht	01/01/2023 - 31/12/2023	NP	21/5/2024	1.24	1.1%	0.5
AHC	2/5/2024	0.63	Baht	01/01/2023 - 31/12/2023	NP	20/5/2024	18.00	3.5%	1
ALUCON	2/5/2024	8	Baht	01/01/2023 - 31/12/2023	NP	15/5/2024	179.00	4.5%	10
AURA	2/5/2024	0.31	Baht	01/01/2023 - 31/12/2023	NP	21/5/2024	14.30	2.2%	1
BCH	2/5/2024	0.25	Baht	01/01/2023 - 31/12/2023	NP	23/5/2024	21.60	1.2%	1
BIS	2/5/2024	0.07	Baht	01/07/2023 - 31/12/2023	NP	21/5/2024	3.28	2.1%	0.5
BRR	2/5/2024	0.2	Baht	01/01/2023 - 31/12/2023	NP	21/5/2024	4.38	4.6%	1
DTCENT	2/5/2024	20 : 1 Share	-	01/01/2023 - 31/12/2023	NP	20/5/2024	1.64	-	0.5
DTCENT	2/5/2024	0.048507281	Baht	01/01/2023 - 31/12/2023	NP	20/5/2024	1.64	3.0%	0.5
FPI	2/5/2024	0.04	Baht	01/07/2023 - 31/12/2023	NP	15/5/2024	2.38	1.7%	0.25
FTE	2/5/2024	0.1	Baht	01/07/2023 - 31/12/2023	NP	23/5/2024	1.70	5.9%	0.5
HTC	2/5/2024	0.56	Baht	01/07/2023 - 31/12/2023	NP	20/5/2024	17.40	3.2%	0.5
HUMAN	2/5/2024	0.14	Baht	01/07/2023 - 31/12/2023	NP	23/5/2024	12.30	1.1%	0.5
JUBILE	2/5/2024	0.25	Baht	01/07/2023 - 31/12/2023	NP	17/5/2024	16.30	1.5%	1
KCG	2/5/2024	0.3	Baht	01/01/2023 - 31/12/2023	NP	21/5/2024	9.15	3.3%	1
LPH	2/5/2024	0.09	Baht	01/01/2023 - 31/12/2023	Both	17/5/2024	4.56	2.0%	0.5
MCA	2/5/2024	0.045	Baht	01/01/2023 - 31/12/2023	NP	20/5/2024	3.12	1.4%	0.5
MINT	2/5/2024	0.32	Baht	01/01/2023 - 31/12/2023	Both	21/5/2024	32.50	1.0%	1
MODERN	2/5/2024	0.09	Baht	01/01/2023 - 31/12/2023	NP	17/5/2024	2.22	4.1%	1
MOONG	2/5/2024	0.12	Baht	01/01/2023 - 31/12/2023	NP	21/5/2024	2.20	5.5%	0.5
MOSHI	2/5/2024	0.6	Baht	01/01/2023 - 31/12/2023	NP	24/5/2024	58.50	1.0%	1
NETBAY	2/5/2024	0.8983	Baht	01/01/2023 - 31/12/2023	NP	21/5/2024	21.00	4.3%	1
OSP	2/5/2024	0.45	Baht	01/07/2023 - 31/12/2023	Both	23/5/2024	20.20	2.2%	1
PAF	2/5/2024	0.0102	Baht	01/01/2023 - 31/12/2023	NP	23/5/2024	1.47	0.7%	0.51
PR9	2/5/2024	0.3	Baht	01/01/2023 - 31/12/2023	NP	20/5/2024	19.20	1.6%	1
ROCK	2/5/2024	0.5	Baht	01/01/2023 - 31/12/2023	NP	24/5/2024	9.00	5.6%	10
SC	2/5/2024	0.16	Baht	01/07/2023 - 31/12/2023	NP	21/5/2024	3.44	4.7%	1
SICT	2/5/2024	0.035	Baht	01/01/2023 - 31/12/2023	NP	23/5/2024	5.25	0.7%	0.5

Source: SET

## Exhibit 26: Upcoming XD [5/7]

Symbol	X-Date	Dividend (per Share)	Unit	Operation Period	Source of Dividend	Payment Date	Price	Div Yield	Par
SINO	2/5/2024	0.014423	Baht	01/10/2023 - 31/12/2023	NP	20/5/2024	1.41	1.0%	0.5
SPC	2/5/2024	1.4	Baht	-	RE	21/5/2024	61.50	2.3%	1
SPI	2/5/2024	0.6	Baht	-	RE	21/5/2024	69.25	0.9%	1
SRICHA	2/5/2024	0.25	Baht	-	RE	17/5/2024	8.90	2.8%	1
SRS	2/5/2024	0.02	Baht	01/10/2023 - 31/12/2023	NP	23/5/2024	9.05	0.2%	0.5
SST	2/5/2024	0.01	Baht	-	RE	23/5/2024	5.25	0.2%	1
THIP	2/5/2024	1.65	Baht	01/01/2023 - 31/12/2023	NP	20/5/2024	29.50	5.6%	1
TNL	2/5/2024	0.3	Baht	-	RE	20/5/2024	34.50	0.9%	1
TWPC	2/5/2024	0.091	Baht	-	RE	23/5/2024	3.56	2.6%	1
WIIK	2/5/2024	0.06	Baht	01/01/2023 - 31/12/2023	Both	20/5/2024	1.50	4.0%	1
CHG	3/5/2024	0.05	Baht	01/01/2023 - 31/12/2023	NP	24/5/2024	2.92	1.7%	0.1
CPR	3/5/2024	0.116	Baht	01/01/2023 - 31/12/2023	NP	24/5/2024	4.06	2.9%	1
CRC	3/5/2024	0.55	Baht	01/01/2023 - 31/12/2023	NP	24/5/2024	35.75	1.5%	1
D	3/5/2024	0.06	Baht	01/01/2023 - 31/12/2023	NP	21/5/2024	3.78	1.6%	0.5
DMT	3/5/2024	0.15	Baht	01/01/2023 - 31/12/2023	NP	24/5/2024	12.00	1.3%	5.2
ICC	3/5/2024	1.144123746	Baht	-	RE	21/5/2024	43.75	2.6%	1
ICC	3/5/2024	3.90814 : 1 Share	-	-	RE	21/5/2024	43.75	-	1
IND	3/5/2024	0.015	Baht	01/01/2023 - 31/12/2023	NP	21/5/2024	0.98	1.5%	0.5
INET	3/5/2024	0.116	Baht	01/01/2023 - 31/12/2023	NP	23/5/2024	4.74	2.4%	1
IVL	3/5/2024	0.175	Baht	01/01/2023 - 31/12/2023	NP	23/5/2024	24.70	0.7%	1
KWM	3/5/2024	0.058	Baht	01/01/2023 - 31/12/2023	Both	23/5/2024	1.55	3.7%	0.5
L&E	3/5/2024	0.04	Baht	-	RE	20/5/2024	1.19	3.4%	1
LH	3/5/2024	0.3	Baht	01/07/2023 - 31/12/2023	NP	21/5/2024	7.15	4.2%	1
LRH	3/5/2024	1.35	Baht	01/01/2023 - 31/12/2023	Both	23/5/2024	41.25	3.3%	10
NOBLE	3/5/2024	0.118	Baht	01/10/2023 - 31/12/2023	Both	24/5/2024	3.70	3.2%	1
ONEE	3/5/2024	0.13	Baht	01/07/2023 - 31/12/2023	NP	24/5/2024	5.00	2.6%	2
PCC	3/5/2024	0.14	Baht	01/01/2023 - 31/12/2023	NP	28/5/2024	3.06	4.6%	1
PF	3/5/2024	0.013	Baht	01/01/2023 - 31/12/2023	NP	24/5/2024	0.28	4.6%	1
PIMO	3/5/2024	0.03	Baht	01/07/2023 - 31/12/2023	NP	21/5/2024	1.51	2.0%	0.25
PL	3/5/2024	0.11	Baht	01/01/2023 - 31/12/2023	NP	21/5/2024	2.04	5.4%	1
RBF	3/5/2024	0.175	Baht	01/01/2023 - 31/12/2023	NP	20/5/2024	11.20	1.6%	1
ROJNA	3/5/2024	0.4	Baht	01/01/2023 - 31/12/2023	NP	24/5/2024	6.65	6.0%	1
SABINA	3/5/2024	0.67	Baht	-	RE	17/5/2024	25.25	2.7%	1
SEAFCO	3/5/2024	10 : 1 Share	-	01/01/2023 - 31/12/2023	NP	27/5/2024	2.62	-	0.5
SEAFCO	3/5/2024	0.09	Baht	01/01/2023 - 31/12/2023	NP	27/5/2024	2.62	3.4%	0.5
SO	3/5/2024	0.2	Baht	01/07/2023 - 31/12/2023	Both	21/5/2024	6.85	2.9%	1
SSF	3/5/2024	0.3704	Baht	01/01/2023 - 31/12/2023	NP	23/5/2024	7.60	4.9%	1
TC	3/5/2024	0.1	Baht	01/01/2023 - 31/12/2023	NP	24/5/2024	5.75	1.7%	1
TGE	3/5/2024	0.0026	Baht	01/01/2023 - 31/12/2023	NP	24/5/2024	3.68	0.1%	0.5
THREL	3/5/2024	0.07	Baht	01/01/2023 - 31/12/2023	NP	-	2.16	3.2%	1
THREL	3/5/2024	61 : 1 Share	-	01/01/2023 - 31/12/2023	NP	-	2.16	-	1
TPBI	3/5/2024	0.25	Baht	01/01/2023 - 31/12/2023	NP	24/5/2024	4.12	6.1%	1
TRP	3/5/2024	0.3	Baht	01/01/2023 - 31/12/2023	NP	23/5/2024	14.80	2.0%	0.5
TRT	3/5/2024	0.21	Baht	01/01/2023 - 31/12/2023	NP	21/5/2024	2.92	7.2%	1
UBA	3/5/2024	0.048	Baht	01/01/2023 - 31/12/2023	NP	21/5/2024	1.12	4.3%	0.5
AMATAV	7/5/2024	1 : 0.14 Share	-	01/01/2023 - 31/12/2023	NP	23/5/2024	5.55	-	0.5
AMATAV	7/5/2024	0.01235	Baht	01/01/2023 - 31/12/2023	NP	23/5/2024	5.55	0.2%	0.5
ASEFA	7/5/2024	0.19	Baht	01/01/2023 - 31/12/2023	NP	24/5/2024	3.92	4.8%	1
ASIAN	7/5/2024	0.29	Baht	01/07/2023 - 31/12/2023	NP	24/5/2024	6.70	4.3%	1
AU	7/5/2024	0.21	Baht	01/01/2023 - 31/12/2023	NP	23/5/2024	9.10	2.3%	0.1
BAY	7/5/2024	0.45	Baht	-	RE	23/5/2024	26.50	1.7%	10
BEC	7/5/2024	0.06	Baht	-	RE	23/5/2024	4.50	1.3%	1
BLA	7/5/2024	0.2	Baht	-	RE	-	18.20	1.1%	1
CH	7/5/2024	0.04	Baht	-	RE	17/5/2024	2.50	1.6%	0.5

Source: SET

## Exhibit 27: Upcoming XD [6/7]

Symbol	X-Date	Dividend (per Share)	Unit	Operation Period	Source of Dividend	Payment Date	Price	Div Yield	Par
CIVIL	7/5/2024	0.012	Baht	01/01/2023 - 31/12/2023	NP	24/5/2024	2.02	0.6%	1
CKP	7/5/2024	0.085	Baht	01/01/2023 - 31/12/2023	Both	23/5/2024	3.94	2.2%	1
COLOR	7/5/2024	0.03	Baht	01/01/2023 - 31/12/2023	Both	24/5/2024	1.32	2.3%	1
CPALL	7/5/2024	1	Baht	01/01/2023 - 31/12/2023	NP	24/5/2024	57.50	1.7%	1
CPANEL	7/5/2024	0.16	Baht	01/01/2023 - 31/12/2023	NP	24/5/2024	6.10	2.6%	1
CSR	7/5/2024	1.57	Baht	01/01/2023 - 31/12/2023	NP	24/5/2024	67.75	2.3%	10
CSS	7/5/2024	0.02	Baht	01/01/2023 - 31/12/2023	NP	24/5/2024	0.98	2.0%	0.5
DEXON	7/5/2024	0.052	Baht	01/01/2023 - 31/12/2023	NP	24/5/2024	2.16	2.4%	0.5
EASON	7/5/2024	0.05	Baht	01/01/2023 - 31/12/2023	NP	24/5/2024	1.27	3.9%	1
EKH	7/5/2024	40 : 1 Share	-	01/01/2023 - 31/12/2023	NP	20/5/2024	7.65	-	0.5
EKH	7/5/2024	0.3	Baht	01/01/2023 - 31/12/2023	NP	20/5/2024	7.65	3.9%	0.5
ILINK	7/5/2024	0.39	Baht	01/01/2023 - 31/12/2023	NP	23/5/2024	7.40	5.3%	1
IP	7/5/2024	8 : 5 Share	-	-	RE	24/5/2024	8.35	-	0.5
IP	7/5/2024	0.0348	Baht	-	RE	24/5/2024	8.35	0.4%	0.5
ITEL	7/5/2024	0.0696	Baht	01/01/2023 - 31/12/2023	NP	23/5/2024	2.40	2.9%	0.5
JDF	7/5/2024	0.04	Baht	01/01/2023 - 31/12/2023	NP	20/5/2024	2.58	1.6%	0.5
KTMS	7/5/2024	0.014	Baht	01/01/2023 - 31/12/2023	NP	24/5/2024	2.62	0.5%	0.5
MATI	7/5/2024	0.25	Baht	-	RE	23/5/2024	7.15	3.5%	1
MGT	7/5/2024	0.07	Baht	01/07/2023 - 31/12/2023	NP	20/5/2024	2.66	2.6%	0.5
NL	7/5/2024	0.12082	Baht	01/01/2023 - 31/12/2023	NP	21/5/2024	2.48	4.9%	1
NNCL	7/5/2024	0.06	Baht	01/01/2023 - 31/12/2023	NP	23/5/2024	1.92	3.1%	1
OCC	7/5/2024	0.07	Baht	-	RE	21/5/2024	10.30	0.7%	1
ORN	7/5/2024	0.05	Baht	01/01/2023 - 31/12/2023	NP	24/5/2024	1.33	3.8%	1
PRAKIT	7/5/2024	1	Baht	01/01/2023 - 31/12/2023	NP	23/5/2024	11.70	8.5%	1
PRAPAT	7/5/2024	0.04	Baht	01/01/2023 - 31/12/2023	NP	27/5/2024	1.81	2.2%	0.5
PRAPAT	7/5/2024	25 : 1 Share	-	01/01/2023 - 31/12/2023	NP	27/5/2024	1.81	-	0.5
PRM	7/5/2024	0.26	Baht	01/01/2023 - 31/12/2023	NP	24/5/2024	6.95	3.7%	1
S&J	7/5/2024	2.25	Baht	-	RE	21/5/2024	53.50	4.2%	1
SAFE	7/5/2024	0.15	Baht	01/10/2023 - 31/12/2023	NP	24/5/2024	20.00	0.8%	1
SALEE	7/5/2024	0.035	Baht	01/01/2023 - 31/12/2023	Both	27/5/2024	0.77	4.5%	0.25
SCN	7/5/2024	0.0124	Baht	01/01/2023 - 31/12/2023	NP	23/5/2024	1.14	1.1%	0.5
SELIC	7/5/2024	0.03273	Baht	01/01/2023 - 31/12/2023	NP	24/5/2024	2.48	1.3%	0.5
SITHAI	7/5/2024	0.04	Baht	-	RE	24/5/2024	1.19	3.4%	1
SM	7/5/2024	0.03	Baht	01/01/2023 - 31/12/2023	NP	27/5/2024	1.34	2.2%	0.5
SNNP	7/5/2024	0.25	Baht	01/07/2023 - 31/12/2023	NP	24/5/2024	17.10	1.5%	0.5
SPALI	7/5/2024	0.75	Baht	01/07/2023 - 31/12/2023	NP	21/5/2024	21.00	3.6%	1
SSP	7/5/2024	0.1	Baht	01/01/2023 - 31/12/2023	NP	24/5/2024	7.80	1.3%	1
SWC	7/5/2024	0.005555556	Baht	01/01/2023 - 31/12/2023	NP	24/5/2024	3.86	0.1%	0.5
SWC	7/5/2024	10 : 1 Share	-	01/01/2023 - 31/12/2023	NP	24/5/2024	3.86	-	0.5
TACC	7/5/2024	0.19	Baht	01/01/2023 - 31/12/2023	NP	20/5/2024	4.80	4.0%	0.25
TFMAMA	7/5/2024	2.17	Baht	01/07/2023 - 31/12/2023	Both	23/5/2024	221.00	1.0%	1
TPA	7/5/2024	0.25	Baht	-	RE	21/5/2024	4.00	6.3%	1
VENTURE19	7/5/2024	-	Baht	-	-	7/6/2024	-	-	-
VIBHA	7/5/2024	0.05	Baht	01/01/2023 - 31/12/2023	NP	27/5/2024	1.94	2.6%	0.1
AMARIN	8/5/2024	0.18	Baht	01/01/2023 - 31/12/2023	NP	24/5/2024	4.96	3.6%	1
AP	8/5/2024	0.7	Baht	01/01/2023 - 31/12/2023	NP	23/5/2024	10.40	6.7%	1
ARROW	8/5/2024	0.25	Baht	01/01/2023 - 31/12/2023	Both	23/5/2024	6.55	3.8%	1
AYUD	8/5/2024	1.67	Baht	01/01/2023 - 31/12/2023	NP	29/5/2024	35.00	4.8%	1
BAFS	8/5/2024	0.14	Baht	-	RE	23/5/2024	24.00	0.6%	1
CENTEL	8/5/2024	0.42	Baht	01/01/2023 - 31/12/2023	NP	27/5/2024	43.25	1.0%	1
EASTW	8/5/2024	0.05	Baht	01/07/2023 - 31/12/2023	NP	29/5/2024	3.50	1.4%	1
FE	8/5/2024	8.5	Baht	01/01/2023 - 31/12/2023	Both	23/5/2024	172.00	4.9%	10
FLOYD	8/5/2024	9 : 1 Share	-	01/01/2023 - 31/12/2023	Both	24/5/2024	1.23	-	0.5
FLOYD	8/5/2024	0.006172839	Baht	01/01/2023 - 31/12/2023	Both	24/5/2024	1.23	0.5%	0.5

Source: SET



## Exhibit 28: Upcoming XD [7/7]

Symbol	X-Date	Dividend (per Share)	Unit	Operation Period	Source of Dividend	Payment Date	Price	Div Yield	Par
ORI	8/5/2024	0.3	Baht	01/07/2023 - 31/12/2023	NP	23/5/2024	7.10	4.2%	0.5
PCSGH	8/5/2024	0.2	Baht	01/07/2023 - 31/12/2023	Both	24/5/2024	5.05	4.0%	1
PIN	8/5/2024	0.59	Baht	01/01/2023 - 31/12/2023	NP	24/5/2024	7.70	7.7%	1
PPM	8/5/2024	0.058	Baht	01/01/2023 - 31/12/2023	NP	24/5/2024	2.44	2.4%	0.5
SAWAD	8/5/2024	0.0115	Baht	01/01/2023 - 31/12/2023	NP	23/5/2024	39.50	0.0%	1
SAWAD	8/5/2024	10 : 1 Share	-	01/01/2023 - 31/12/2023	NP	23/5/2024	39.50	-	1
SCAP	8/5/2024	0.0023	Baht	01/01/2023 - 31/12/2023	NP	23/5/2024	2.86	0.1%	1
SCAP	8/5/2024	50 : 1 Share	-	01/01/2023 - 31/12/2023	NP	23/5/2024	2.86	-	1
SHANG	8/5/2024	1	Baht	01/01/2023 - 31/12/2023	NP	24/5/2024	48.50	2.1%	10
TLI	8/5/2024	0.5	Baht	01/01/2023 - 31/12/2023	NP	-	9.60	5.2%	1
TOA	8/5/2024	0.35	Baht	01/07/2023 - 31/12/2023	NP	28/5/2024	20.40	1.7%	1
TRU	8/5/2024	0.2	Baht	01/01/2023 - 31/12/2023	Both	24/5/2024	3.38	5.9%	1
A5	9/5/2024	0.05	Baht	01/01/2023 - 31/12/2023	NP	20/5/2024	3.18	1.6%	0.5
AKR	9/5/2024	0.065	Baht	01/01/2023 - 31/12/2023	NP	24/5/2024	0.99	6.6%	0.8
ALLA	9/5/2024	0.12	Baht	01/01/2023 - 31/12/2023	NP	24/5/2024	1.82	6.6%	0.5
AMATA	9/5/2024	0.4	Baht	01/01/2023 - 31/12/2023	NP	24/5/2024	23.70	1.7%	1
AWC	9/5/2024	0.05	Baht	01/01/2023 - 31/12/2023	Both	24/5/2024	3.86	1.3%	1
CCP	9/5/2024	0.01	Baht	-	RE	29/5/2024	0.37	2.7%	0.25
FVC	9/5/2024	0.01	Baht	01/01/2023 - 31/12/2023	NP	30/5/2024	0.83	1.2%	0.5
GTB	9/5/2024	0.04	Baht	01/01/2023 - 31/12/2023	NP	29/5/2024	0.71	5.6%	0.25
HPT	9/5/2024	0.016	Baht	01/01/2023 - 31/12/2023	Both	23/5/2024	0.68	2.4%	0.25
KUMWEL	9/5/2024	0.05	Baht	01/01/2023 - 31/12/2023	NP	24/5/2024	1.84	2.7%	0.5
M	9/5/2024	1	Baht	01/01/2023 - 31/12/2023	NP	24/5/2024	35.75	2.8%	1
PG	9/5/2024	0.2	Baht	01/01/2023 - 31/12/2023	NP	21/5/2024	9.10	2.2%	1
SENX	9/5/2024	0.00829	Baht	01/01/2023 - 31/12/2023	NP	21/5/2024	0.64	1.3%	0.5
SJWD	9/5/2024	0.25	Baht	01/01/2023 - 31/12/2023	NP	27/5/2024	16.10	1.6%	0.5
SK	9/5/2024	0.05	Baht	01/01/2023 - 31/12/2023	NP	24/5/2024	0.89	5.6%	0.5
SMIT	9/5/2024	0.14	Baht	01/07/2023 - 31/12/2023	NP	24/5/2024	4.48	3.1%	1
SSSC	9/5/2024	0.222	Baht	01/01/2023 - 31/12/2023	NP	24/5/2024	3.06	7.3%	1
TBN	9/5/2024	0.14	Baht	01/07/2023 - 31/12/2023	NP	20/5/2024	12.00	1.2%	0.5
TOPP	9/5/2024	6.68	Baht	01/01/2023 - 31/12/2023	NP	29/5/2024	150.00	4.5%	10
TPAC	9/5/2024	0.45	Baht	01/01/2023 - 31/12/2023	NP	24/5/2024	15.00	3.0%	1
WHA	9/5/2024	0.117	Baht	01/01/2023 - 31/12/2023	NP	24/5/2024	4.80	2.4%	0.1
CHARAN	10/5/2024	1.25	Baht	01/01/2023 - 31/12/2023	NP	23/5/2024	24.00	5.2%	10
GABLE	10/5/2024	0.289	Baht	01/01/2023 - 31/12/2023	Both	28/5/2024	4.86	5.9%	1
ILM	10/5/2024	0.75	Baht	01/01/2023 - 31/12/2023	NP	23/5/2024	21.90	3.4%	5
KAMART	10/5/2024	0.112	Baht	01/01/2023 - 31/12/2023	Both	24/5/2024	14.10	0.8%	0.6
KAMART	10/5/2024	5 : 1 Share	-	01/01/2023 - 31/12/2023	Both	24/5/2024	14.10	-	0.6
NEW	10/5/2024	2.3	Baht	01/01/2023 - 31/12/2023	NP	24/5/2024	110.00	2.1%	10
SENA	10/5/2024	0.234214	Baht	01/01/2023 - 31/12/2023	NP	24/5/2024	2.82	8.3%	1
SIAM	10/5/2024	0.01	Baht	01/01/2023 - 31/12/2023	NP	27/5/2024	1.21	0.8%	1
UMI	10/5/2024	0.03	Baht	01/01/2023 - 31/12/2023	Both	28/5/2024	1.05	2.9%	1
SMT	14/5/2024	0.07	Baht	-	RE	21/5/2024	2.88	2.4%	1
MSFT80X	15/5/2024	-	Baht	-	-	10/7/2024	-	-	-

Source: SET