

5 APRIL 2023

SPOTLIGHT ON THAILAND

Published Reports

- SEAFCO (SEAFCO TB) - After the storm comes the calm; Maintain BUY TP THB4.70 - Transfer of Coverage

Economics

- 'Asian Monetary Fund' idea revived
- Election 'should not affect EEC plan'
- Foreign cash streaming back into China
- Exports seen contracting 10% y/y in Q1
- Use of FTA perks persists, value declines
- Fitch expects growth to be restricted to 3% this year
- EEC ramps up plan to stimulate investment
- TAT expects B18.5bn from holiday
- ADB gauges 2023 growth rate at 3.3%

Corporate News

- More flights, bookings up for Songkran
- Srettha quits CEO job amid PM speculation
- SC allots \$40m for US plan
- Truckers to cut freight rates from Friday
- SE Asia telecom mergers revolutionise industry: Indosat's success story
- Property Perfect records hotel revenue surge in Q1

Indices	Index as of 4-Apr-23	Change -1D (%)	Change YTD (%)	Net Foreign YTD (USD m)
Thailand SET	1,594	(0.4)	(4.5)	(1,607)
China SHCOMP	3,313	0.5	7.2	
Hong Kong HSI	20,275	(0.7)	2.5	
India SENSEX	Closed	0.2	(2.9)	(2,483)
Indonesia JCI	6,833	0.1	(0.3)	475
Korea KOSPI	2,481	0.3	10.9	5,059
MY FBMKLCI	1,430	(0.3)	(4.4)	
PH PCOMP	6,472	(0.9)	(1.4)	(524)
SG FSSTI	3,311	0.9	1.8	
Taiwan TWSE	Closed	0.1	12.2	8,318
VN VNINDEX	1,078	(0.1)	7.1	195
MSCI Emerging	988	(0.2)	3.3	
Nikkei 225	28,287	0.4	8.4	
FTSE 100	7,635	(0.5)	2.5	
CAC 40	7,345	(0.0)	13.5	
DAX	15,603	0.1	12.1	
Dow Jones	33,402	(0.6)	0.8	
Nasdaq	12,126	(0.5)	15.9	
S&P 500	4,101	(0.6)	6.8	
Brent	84.94	0.0	(1.1)	
Dubai	85.15	2.1	8.3	
WTI	80.71	0.3	0.9	
GOLD	2,020.42	0.1	10.9	
Trade data	Buy	Sell	Net	Share (%)
(THB m)	(THB m)	(THB m)	(THB m)	(THB m)
Foreign	22,472	23,821	(1,349)	56
Retail	12,111	10,737	1,373	27
Prop Trade	3,273	2,835	438	7
Local Institution	3,774	4,236	(462)	10
Total Trade	41,629	41,629	0	100
Rates	Last close	1M ago	End last yr	1yr ago
	4/4/2023	6/3/2023	30/12/2022	5/4/2022
THB/USD	34.05	34.51	34.61	33.55
Inflation *	3.79	5.02	5.89	5.28
MLR **	6.43	6.43	5.83	5.31
1Y Fixed *	1.14	1.14	0.99	0.43
Govt bond 10Y	2.46	2.61	2.64	2.35
Commodity	Last close	1M ago	End last yr	1yr ago
(USD/bbl)	4/4/2023	3/3/2023	30/12/2022	4/4/2022
Brent	84.94	85.83	85.91	107.53
Dubai	85.15	83.08	78.66	102.63
WTI	80.71	79.68	80.26	101.96
Gold	2,020	1,847	1,824	1,924
Baltic Dry	1,412	1,211	1,515	2,213
(USD/ton)	31-Mar-23	24-Mar-23	25-Dec-20	01-Apr-22
Coal	181.49	182.50	84.45	264.14
% change	(0.6)	6.7	114.9	(31.3)

* chg y-y% last at end of most recent month end; ** Avg of 4 major banks;

Sources: Bloomberg, except coal from BANPU

FSSIA Thailand Research

Jitra Amornthum, Head of Research
 Songklod Wongchai, Strategy | +66 2611 3553 | songklod.won@fssia.com
 Veeravat Virochpoka, Strategy | +66 2646 9821 | veeravat.v@fssia.com
 Sureeporn Teewasuwet, Foods & Beverage | +66 2646 9972 | sureeporn.t@fssia.com
 Thanyatorn Songwutti, Property | +66 2646 9805 | thanyatorn.s@fssia.com
 Teerapol Udomvej, Healthcare, Tourism & Aviation | +66 2611 3535 | teerapol.u@fssia.com
 Naruedom Mujjalinkool, ICT, Media & Transportation | +66 2611 3566 | naruedom.muj@fssia.com
 Siriluck Pinthusoonthorn, Utilities | +66 2611 3562 | siriluck.pin@fssia.com
 Thada Jiracharoenyong, RA | +66 2646 9964 | thada.j@fssia.com
 Manida Sithiseree | +66 2611 3590/91 | manida.s@fnsyus.com
 Chaion Rerkriengkrai | +66 2611 3592/93 | chaion.r@fnsyus.com
 Napaporn Klongvanitchakij | +66 2611 3582/83 | napaporn.k@fnsyus.com
 Pannapak Thongsukmark | +66 2611 3575/76 | pannapak.t@fnsyus.com
 Rattana Detphattharakoson | +66 2611 3580/71 | rattana.d@fnsyus.com

Thailand Equity Sales:

Thailand Equity Trading:

THIS UNEDITED REPORT IS PREPARED UNDER TIME CONSTRAINT BY FSS INTERNATIONAL INVESTMENT ADVISORY SECURITIES CO., LTD. (FSSIA). ALL VIEWS EXPRESSED IN THIS REPORT ACCURATELY REFLECT THE PERSONAL VIEW OF THE ANALYST(S) WITH REGARD TO ANY AND ALL OF THE SUBJECT SECURITIES, COMPANIES OR ISSUERS MENTIONED IN THIS REPORT; AND (II) NO PART OF THE COMPENSATION OF THE ANALYST(S) WAS, IS, OR WILL BE, DIRECTLY OR INDIRECTLY, RELATED TO THE SPECIFIC RECOMMENDATIONS OR VIEWS EXPRESSED HEREIN. The information herein has been obtained from sources believed to be reliable and accurate; however FSSIA makes no representation as to the accuracy and completeness of such information. Information and opinions expressed herein are subject to change without notice. FSSIA has no intention to solicit investors to buy or sell any security in this report.

Published Reports

SEAFCO (SEAFCO TB) - After the storm comes the calm; Maintain BUY TP THB4.70 - Transfer of Coverage

Top foundation specialist in Thailand

SEAFCO is a contractor undertaking foundation and general civil works tendered from both the government and private sectors. Its core works are divided into three products: bored piling, barrette construction, and diaphragm walls. Most of the contracts the company engages in have a short tenor averaging between 3-5 months per project.

Targeting 2023 revenue growth with margin improvement

We have a positive view from SEAFCO's opportunity day on 28 March. Management is confident in the 2023 outlook, expecting a rebound from the bottom in 2022. The labour shortage that it faced in 2021-22 has eased, with the number of workers increasing to 500 persons currently vs 200-300 during the pandemic. SEAFCO has set its 2023 revenue target above THB1.5b (vs THB781m in 2022), with a gross margin above 10% (vs -7% in 2022). It also aims to submit a bid with a partner as a sub-contractor for subway foundation work in Bangladesh in 2024.

Time for a turnaround in 2023

SEAFCO had a backlog of THB1.5b at the end of 2022, increasing from THB1.1b in 4Q21, which is sufficient to recognise until 4Q23. Of the total, 66% of contracts include labour costs only, which have a higher margin. We expect 1Q23 earnings to recover strongly to THB20m-30m (vs a net profit of THB10m in 4Q22 and a loss of THB43m in 1Q22). This should be driven by the recognition of the progress of ongoing projects, including Highway Route No.82, MRT Purple Line, and North Pole. We forecast a 2023 net profit of THB114m, turning positive from a loss of THB129m in 2022, supported by more workers and a higher equipment utilisation rate.

Recommend BUY with a TP of THB4.7

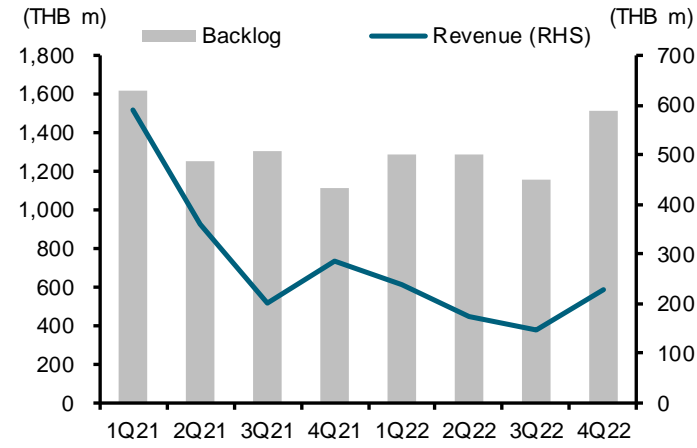
We have a BUY rating on SEAFCO with a TP of THB4.7, based on 2.3x 2023E P/BV. Although its earnings turned around in 4Q22, the current share price is still below the 2Q21-3Q22 levels, when it had poor performance and a low backlog. The main catalyst, in our view, is the turnaround story, as 2023 operations should hit positive territory for the first time in two years. Short-term, we are optimistic about its robust 1Q23E earnings. This report represents a continuation of FSSIA's coverage of SEAFCO, previously published under FSS Research.

Exhibit 1: 4Q22 results summary

	4Q21	1Q22	2Q22	3Q22	4Q22	----- Change -----		2021	2022	Change
	(THB m)	(THB m)	(THB m)	(THB m)	(THB m)	(q-q%)	(y-y%)	(THB m)	(THB m)	(y-y%)
Total revenue	285	237	172	146	227	55.7	(20.4)	1,435	781	(45.6)
Cost of sales	308	267	200	168	202	19.8	(34.5)	1,404	837	(40.4)
Gross profit	(23)	(30)	(28)	(23)	25	na	na	31	(56)	na
SG&A	26	28	27	30	24	(17.6)	(5.2)	120	109	(9.4)
Operating profit	(49)	(58)	(55)	(52)	1	na	na	(89)	(164)	na
Interest expense	6	4	3	3	5	62.7	(21.4)	21	15	(29.5)
Tax expense	(9)	(10)	3	(3)	(15)	na	na	(11)	(25)	na
Reported net profit	(22)	(43)	(57)	(39)	10	na	na	(57)	(129)	na
Core profit	(33)	(42)	(52)	(47)	7	na	na	(55)	(133)	na
Key ratios (%)						(ppt)	(ppt)			(ppt)
Gross margin	(8.0)	(12.6)	(16.4)	(15.5)	11.1	26.7	19.2	2.2	(7.1)	(9.3)
SG&A / Sales	9.0	11.7	15.7	20.4	10.8	(9.6)	1.7	8.4	13.9	5.6
Operating margin	(17.1)	(24.3)	(32.1)	(35.9)	0.4	36.3	17.4	(6.2)	(21.0)	(14.8)
Net margin	(7.6)	(18.3)	(33.0)	(26.8)	4.3	31.1	11.8	(3.9)	(16.6)	(12.6)
Norm margin	(11.7)	(17.7)	(30.1)	(32.3)	3.2	35.5	15.0	(3.8)	(17.1)	(13.2)

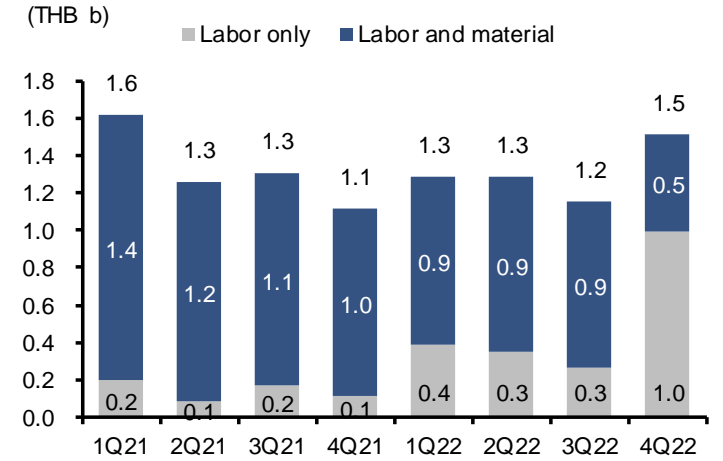
Sources: SEAFCO; FSSIA's compilation

Exhibit 2: Quarterly backlog and revenue



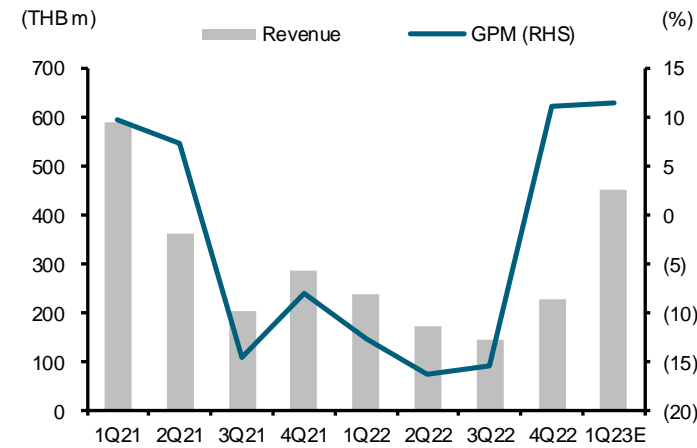
Source: SEAFCO; FSSIA's compilation

Exhibit 3: Quarterly backlog breakdown by contract



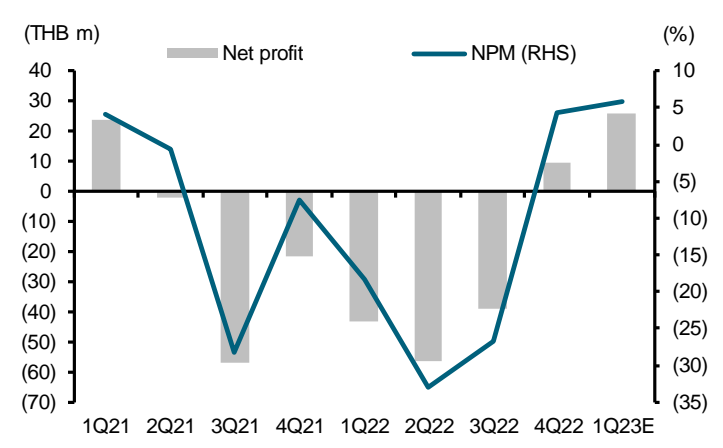
Source: SEAFCO; FSSIA's compilation

Exhibit 4: Quarterly revenue and GPM



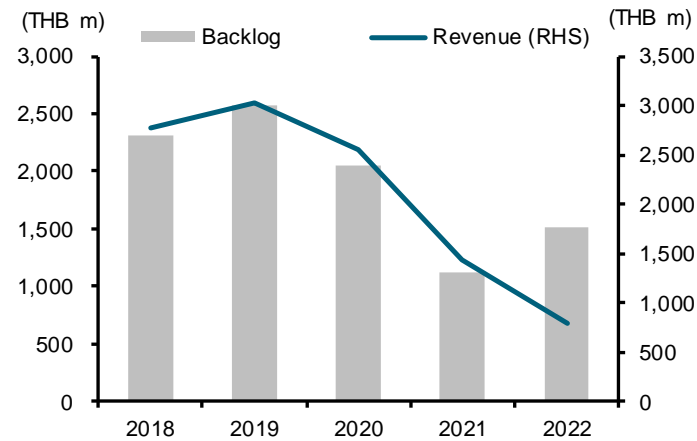
Sources: SEAFCO; FSSIA's compilation

Exhibit 5: Quarterly net profit and NPM



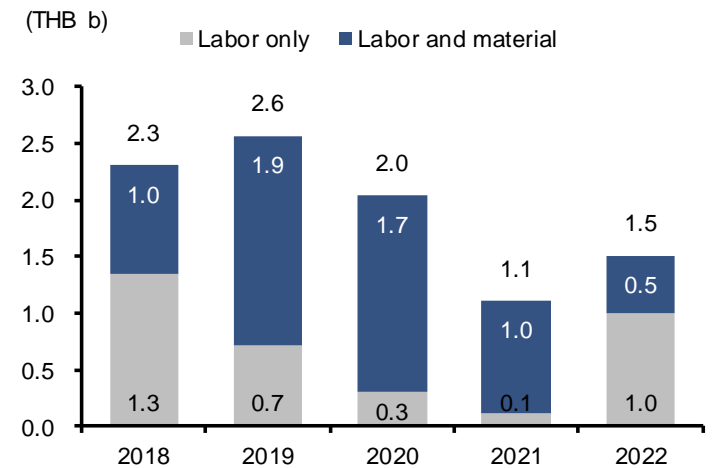
Sources: SEAFCO; FSSIA's compilation

Exhibit 6: Yearly backlog and revenue



Sources: SEAFCO; FSSIA's compilation

Exhibit 7: Yearly backlog breakdown by contract



Sources: SEAFCO; FSSIA's compilation

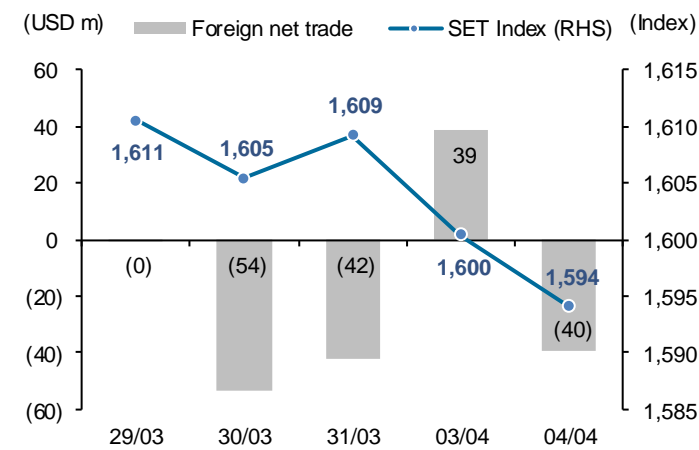
Economic news

- [‘Asian Monetary Fund’ idea revived](#) BANGKOK POST: China is open to talks with Malaysia on forming an Asian Monetary Fund, said Prime Minister Anwar Ibrahim, reviving a decades-old proposal to reduce reliance on the dollar.
- [Election ‘should not affect EEC plan’](#) BANGKOK POST: The five-year investment plan worth 2.2 trillion baht for the Eastern Economic Corridor (EEC) should not be affected by a change in government after the May 14 election, says the new EEC chief.
- [Foreign cash streaming back into China](#) BANGKOK POST: SHANGHAI: Foreign investors are steadily marching into China in the wake of Alibaba’s plans to restructure, with money managers reckoning it is the latest sign the national leadership is turning friendlier to business as economic growth gains traction.
- [Exports seen contracting 10% y/y in Q1](#) BANGKOK POST: Thailand’s exports are likely to show a contraction of 10% in the first quarter of this year from a year earlier, bigger than a previous forecast drop of 8%, the country’s shippers’ council said on Tuesday.
- [Use of FTA perks persists, value declines](#) BANGKOK POST: Amid the global economic crisis and the strengthening of the baht, the use of free trade agreement (FTA) privileges by Thai exporters remained high in January.
- [Fitch expects growth to be restricted to 3% this year](#) BANGKOK POST: The Thai economy is set to expand by only 3% this year, well below the Bank of Thailand’s forecast of 3.6%, due to rising risks of a deeper slowdown in the global economy stemming from increasing uncertainty and banking stresses in the US and Europe, said Fitch Solutions.
- [EEC ramps up plan to stimulate investment](#) BANGKOK POST: Authorities aim to bolster Thai GDP by pushing ahead with a plan to generate 2.2 trillion baht worth of investment in five targeted industries in the Eastern Economic Corridor (EEC) by 2026.
- [TAT expects B18.5bn from holiday](#) BANGKOK POST: The Tourism Authority of Thailand (TAT) expects the Songkran holiday to generate total revenue of 18.5 billion baht, with domestic trips exceeding the 2019 level based on pent-up demand.
- [ADB gauges 2023 growth rate at 3.3%](#) BANGKOK POST: Thailand’s economic growth is projected at 3.3% this year and 3.7% in 2024 as a recovery in tourism and private consumption help offset a slowdown in exports, according to the Asian Development Bank (ADB).

Corporate news

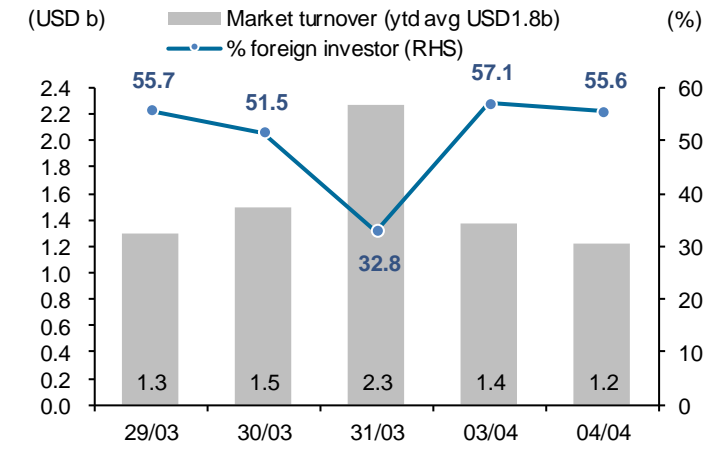
- [More flights, bookings up for Songkran](#) BANGKOK POST: Airlines looking to a big jump in business during next week’s Songkran holiday, with international and domestic passenger numbers expected to rise 137% over last year - but still below pre-pandemic levels.
- [Srettha quits CEO job amid PM speculation](#) BANGKOK POST: Property tycoon Srettha Thavisin quit as the chief executive and president of Sansiri Plc amid speculation that he will officially be named a prime ministerial candidate of the opposition Pheu Thai Party.
- [SC allots \\$40m for US plan](#) BANGKOK POST: SC Asset Corporation Plc will continue to invest in rental apartments in the US, with a budget of US\$20 million per year for 2023-24.
- [Truckers to cut freight rates from Friday](#) BANGKOK POST: Truck operators will reduce freight charges by 3% on Friday, when the price of standard diesel is set to fall to 33 baht a litre at the pump.
- [SE Asia telecom mergers revolutionise industry: Indosat’s success story](#) BANGKOK POST: The telecom industry in Southeast Asia is experiencing a dynamic transformation following the merger of the region’s leading telecom operators. This consolidation is designed to improve the competitiveness and capabilities of the telecom operators by leveraging their resources to gain efficiency while building customer value.
- [Property Perfect records hotel revenue surge in Q1](#) BANGKOK POST: SET-listed developer Property Perfect recorded hotel revenue growth of more than four times in the first quarter of 2023 thanks to a robust recovery in the tourism sector.

Exhibit 8: Foreign fund flow and SET Index



Source: Bloomberg

Exhibit 9: Foreign participation



Source: Bloomberg

Exhibit 10: Index performance

	SET Index		Index performance (% change)									
	Index	(%chg)	Energy	Bank	Comu	Commerce	Food	Property	Construct	Transport	Petrochem	
% of SET Index			21%	9%	8%	10%	6%	6%	3%	8%	2%	
Current	1,594.05	(0.4)	(0.5)	(0.2)	(0.5)	(1.3)	(0.6)	0.3	(0.7)	0.4	(2.1)	
-5D	1,606.91	(0.8)	0.5	(0.2)	(1.7)	(3.3)	(2.4)	0.5	(2.1)	0.2	(3.0)	
-1M	1,606.88	(0.8)	1.5	(2.0)	(0.3)	(1.0)	(4.2)	1.5	(2.9)	0.3	(6.0)	
-3M	1,663.86	(4.2)	(6.4)	(5.8)	(0.6)	(7.9)	(5.1)	(1.8)	(9.1)	(5.2)	(6.7)	
-6M	1,580.27	0.9	(5.4)	1.1	(0.5)	9.1	(2.9)	7.4	(2.7)	(0.7)	(2.0)	
-1Y	1,701.18	(6.3)	(8.6)	(12.6)	(23.9)	(8.3)	(10.1)	7.0	(12.9)	1.3	(16.4)	
WTD	1,609.17	(0.9)	1.0	0.8	(0.4)	(1.3)	(0.5)	0.6	(0.4)	1.0	(1.0)	
MTD	1,609.17	(0.9)	1.0	0.8	(0.4)	(1.3)	(0.5)	0.6	(0.4)	1.0	(1.0)	
QTD	1,609.17	(0.9)	1.0	0.8	(0.4)	(1.3)	(0.5)	0.6	(0.4)	1.0	(1.0)	
End of 2022	1,668.66	(4.5)	(8.4)	(3.6)	0.4	(6.3)	(6.6)	(2.7)	(7.7)	(5.3)	(8.4)	

Source: Bloomberg

Exhibit 11: Trade by investor types

	SET Index		Exchange rate (USD:THB)	SET Index		Equity trading / Net position				Bond Net foreign (USD m)
	Index	Change (y-y%)		Average daily turnover (THB m)	(USD m)	Foreign (USD m)	Retail (USD m)	PropTrade (USD m)	Local Inst (USD m)	
2019	1,579.84	1.0	31.06	52,468	1,689	(1,496)	(662)	477	1,681	(502)
2020	1,449.35	(8.3)	31.29	67,335	2,152	(8,287)	6,873	459	953	(1,005)
2021	1,657.62	14.4	32.00	88,443	2,764	(1,632)	3,630	435	(2,330)	6,550
2022	1,668.66	15.1	34.78	53,589	1,541	5,362	(656)	56	(4,758)	4,111
2023YTD	1,594.05	(4.5)	33.94	62,641	1,845	(1,647)	1,576	(43)	112	337
1Q22	1,695.24	6.8	33.03	89,343	2,705	3,369	(904)	32	(2,495)	2,613
2Q22	1,568.33	(1.2)	34.38	70,765	2,058	72	128	11	(211)	663
3Q22	1,589.51	(1.0)	36.42	66,215	1,818	1,076	(92)	(21)	(963)	24
4Q22	1,668.66	0.7	36.35	57,767	1,589	1,443	(533)	(116)	(795)	2,928
1Q23	1,609.17	(5.1)	33.93	63,300	1,865	(1,646)	1,593	(83)	134	612
2Q23	1,594.05	1.6	34.10	44,207	1,296	(1)	(17)	39	(21)	(275)
Oct-22	1,608.76	(0.9)	37.94	59,450	1,567	227	220	(19)	(428)	(427)
Nov-22	1,635.36	4.3	36.33	60,261	1,659	847	(282)	(69)	(497)	1,813
Dec-22	1,668.66	0.7	34.79	53,589	1,541	369	(470)	(28)	130	1,542
Jan-23	1,671.46	1.4	33.23	68,181	2,052	545	15	172	(733)	822
Feb-23	1,622.35	(3.7)	34.09	63,203	1,854	(1,273)	835	34	403	(1,115)
Mar-23	1,609.17	(5.1)	34.48	58,517	1,697	(917)	743	(289)	463	905
Apr-23	1,594.05	(4.4)	34.10	44,207	1,296	(1)	(17)	39	(21)	(275)
2023YTD	1,594.05	(3.8)	33.94	62,641	1,845	(1,647)	1,576	(43)	112	337
29/3/2023	1,610.52		34.20	44,496	1,301	(0)	(13)	(6)	19	51
30/3/2023	1,605.42		34.14	50,910	1,491	(54)	116	(15)	(48)	84
31/3/2023	1,609.17		34.14	43,168	1,264	(42)	53	4	(14)	82
3/4/2023	1,600.37		34.22	46,786	1,367	39	(57)	26	(8)	(176)
4/4/2023	1,594.05		34.05	41,629	1,223	(40)	40	13	(14)	(98)

Source: Bloomberg

Exhibit 12: Upcoming events

Date Time	Event		Survey	Actual	Prior
04/05/2023 10:30	CPI Core YoY	Mar	1.80%	--	1.93%
04/05/2023 10:30	CPI NSA MoM	Mar	0.14%	--	-0.12%
04/05/2023 10:30	CPI YoY	Mar	3.25%	--	3.79%
04/07/2023 14:30	Foreign Reserves	Mar-31	--	--	\$224.2b
04/07/2023 14:30	Forward Contracts	Mar-31	--	--	\$26.7b
04/11/2023 10:00	Consumer Confidence Economic	Mar	--	--	46.8
04/11/2023 10:00	Consumer Confidence	Mar	--	--	52.6
04/18/2023 04/24	Car Sales	Mar	--	--	71551
04/23/2023 04/28	Customs Exports YoY	Mar	--	--	-4.70%
04/23/2023 04/28	Customs Imports YoY	Mar	--	--	1.10%
04/23/2023 04/28	Customs Trade Balance	Mar	--	--	-\$1113m
04/26/2023 04/28	Mfg Production Index ISIC NSA YoY	Mar	--	--	-2.71%
04/26/2023 04/30	Capacity Utilization ISIC	Mar	--	--	61.87
04/28/2023 14:00	BoP Current Account Balance	Mar	--	--	\$1332m
04/28/2023 14:30	Exports YoY	Mar	--	--	-4.10%
04/28/2023 14:30	Exports	Mar	--	--	\$22375m
04/28/2023 14:30	Imports YoY	Mar	--	--	1.80%
04/28/2023 14:30	Imports	Mar	--	--	\$21064m
04/28/2023 14:30	Trade Balance	Mar	--	--	\$1311m
04/28/2023 14:30	BoP Overall Balance	Mar	--	--	-\$1801m
05/02/2023 07:30	S&P Global Thailand PMI Mfg	Apr	--	--	53.1
05/02/2023 14:30	Business Sentiment Index	Apr	--	--	52.9

Source: Bloomberg

Exhibit 13: Management trading

Company	Management	Securities	Transaction	Shares	Price (THB)	Action	Value (THBm)
QTC Energy (QTC)	Poonphiphat Tantanasin	Common Shares	4/3/2023	12,900	4.72	Buy	0.06
Comanche Int'l (COMAN)	Wasawat Prasertsin	Common Shares	4/3/2023	88,700	5.00	Buy	0.44
Syntec Construction (SYNTEC)	Jiramote Phahusutr	Common Shares	4/3/2023	187,000	1.67	Buy	0.31
Super Energy (SUPER)	Jormsup Lochaya	Common Shares	4/3/2023	9,000,000	0.67	Buy	6.03
Chamni's Eye (CEYE)	Yutana Rojanavanij	Common Shares	3/31/2023	20,000	5.00	Sell	0.10
TVD Holdings (TVDH)	Wirasack Wirojwatanakul	Common Shares	4/4/2023	500,000*	0.70	Buy	0.35
TVD Holdings (TVDH)	Wirasack Wirojwatanakul	Common Shares	4/4/2023	500,000	0.70	Buy	0.35
Thai Sugar Terminal (TSTE)	Prapas Chutimaworapan	Common Shares	4/3/2023	25,000	8.32	Buy	0.21
Bangkok Aviation Fuel Serv (BAFS)	Jaksanit Kritsaadjai	Common Shares	4/3/2023	5,000	31.50	Buy	0.16
PROEN Corp (PROEN)	Visrut Manunpon	Common Shares	4/3/2023	20,000	6.20	Sell	0.12
Salee Colour (COLOR)	Rach Thongvanit	Common Shares	3/31/2023	44,600	1.69	Buy	0.08
Salee Colour (COLOR)	Rach Thongvanit	Common Shares	4/3/2023	13,100	1.68	Buy	0.02
Haad Thip (HTC)	Colonel Patchara Rattakul	Common Shares	4/3/2023	98,700	33.04	Sell	3.26
Ekachai Medical Care (EKH)	Suthipong Tangsajjapoj	Common Shares	4/3/2023	10,000	8.00	Buy	0.08
STC Concrete Product (STC)	Surasit Chaitrakulthong	Common Shares	4/3/2023	57,100	0.78	Buy	0.04
Applicad (APP)	Thanin Pornsiritivet	Common Shares	3/31/2023	7,000	3.00	Sell	0.02

Source: *Revoked by Reporter, SEC

Exhibit 14: Upcoming XR

Symbol	X-Date	Announce Date	Rights for	Subscription Price	Unit	Subscription Ratio (Holding:New)	Subscription Period	Allotted Shares (Shares)
TVDH	10/04/2023	03/03/2023	Warrants	0.3	Baht	3 : 1	15/05/2023 - 19/05/2023	570532715
KKP	27/04/2023	03/03/2023	Warrants	-	Baht	12 : 1	-	70562592
KKP	27/04/2023	03/03/2023	Warrants	-	Baht	12 : 1	-	70562592
CIG	28/04/2023	13/03/2023	Common	0.5	Baht	2 : 1	24/05/2023 - 07/06/2023	867092251
CIG	28/04/2023	13/03/2023	Warrants	-	Baht	6 : 1	-	144515375
K	28/04/2023	28/02/2023	Warrants	-	Baht	6 : 1	-	79922412
PROS	28/04/2023	23/02/2023	Warrants	-	Baht	2 : 1	-	274356000
SKY	28/04/2023	03/02/2023	Common	13	Baht	20 : 1	22/05/2023 - 26/05/2023	31213329
TMC	28/04/2023	23/02/2023	Warrants	0.05	Baht	3 : 1	12/06/2023 - 16/06/2023	152924574
B	02/05/2023	13/03/2023	Common	0.06	Baht	1 : 6	22/05/2023 - 26/05/2023	20761555194
INET	02/05/2023	27/02/2023	Warrants	-	Baht	5 : 1	-	100008315
KGEN	03/05/2023	03/03/2023	Common	1	Baht	5 : 1	02/06/2023 - 09/06/2023	224883460
DEMCO	08/05/2023	08/03/2023	Warrants	-	Baht	5 : 1	-	146068850
DV8	08/05/2023	23/02/2023	Common	0.6	Baht	1 : 1	12/06/2023 - 19/06/2023	715208096
DV8	08/05/2023	23/02/2023	Warrants	-	Baht	2 : 1	-	357604048
IP	08/05/2023	28/02/2023	Warrants	-	Baht	4 : 1	-	93130131
AKR	11/05/2023	28/02/2023	Warrants	-	Baht	5 : 1	-	294306571
MILL	11/05/2023	10/03/2023	Warrants	0.02	Baht	4 : 1	-	1388673991
TEAMG	11/05/2023	23/02/2023	Warrants	-	Baht	5 : 1	-	136000000
TMI	11/05/2023	22/02/2023	Warrants	-	Baht	2 : 1	-	335720445
DOD	12/05/2023	22/02/2023	Common	4	Baht	17 : 1	07/06/2023 - 13/06/2023	25552382
BE8	29/05/2023	16/03/2023	Warrants	-	Baht	20 : 1	-	13235463
NUSA	14/06/2023	01/03/2023	Warrants	-	Baht	5 : 1	-	2761893722

Source: SET

Exhibit 15: Upcoming XM

Symbol	X-Date	Meeting Date	Agenda
CSR	05/04/2023	27/04/2023	Cash dividend payment
BSM	07/04/2023	27/04/2023	Omitted dividend payment,Capital increase,Change of par value,Changing the director(s)
NSI	07/04/2023	26/04/2023	Omitted dividend payment
TNPC	07/04/2023	28/04/2023	Cash dividend payment
ZIGA	07/04/2023	28/04/2023	Omitted dividend payment
AMATA	12/04/2023	26/05/2023	To consider and approve the selling in substantial part of the Company and the acquisition or acceptance of business transfer of other company under Section 107 of the Public Company Limited Act B.E. 2535.
COTTO	12/04/2023	23/05/2023	The delisting of securities
INGRS	12/04/2023	25/05/2023	Omitted dividend payment
TGE	12/04/2023	30/05/2023	Capital increase,The allotment of newly issued ordinary shares for offering to the specific investors (Private Placement)
AQ	17/04/2023	16/05/2023	The issuance of debentures
SABUY	28/04/2023	01/06/2023	Acquisition and disposition of assets
SO	15/05/2023	28/06/2023	Capital increase,Changing the director(s),Approve for amendment of Clause 4 (Registered Capital) of the Company's Memorandum of Association

Source: SET

Exhibit 16: New securities

Derivative Warrants	Trade Date	Underlying	Issuer	DW Type	Market	Maturity Date	Exercise Price (Baht)
DJI41C2309A	05/04/2023	DJI	JPM	Call	SET	21/09/2023	38,000.00
DJI41P2309A	05/04/2023	DJI	JPM	Put	SET	21/09/2023	28,000.00
NDX41P2306C	05/04/2023	NDX	JPM	Put	SET	22/06/2023	12,000.00
PTTEP19P2308A	05/04/2023	PTTEP	YUANTA	Put	SET	22/08/2023	110
RCL13C2308A	05/04/2023	RCL	KGI	Call	SET	12/08/2023	34
SABUY41C2308A	05/04/2023	SABUY	JPM	Call	SET	09/08/2023	15
SPRC19C2308A	05/04/2023	SPRC	YUANTA	Call	SET	22/08/2023	12.7
TCAP13C2309A	05/04/2023	TCAP	KGI	Call	SET	14/09/2023	55

Source: SET

Exhibit 17: Upcoming XD [1/6]

Symbol	X-Date	Dividend (per Share)	Unit	Operation Period	Source of Dividend	Payment Date	Price	Div Yield	Par
GLORY	5/4/2023	0.06	Baht	01/01/2022 - 31/12/2022	NP	26/4/2023	3.96	1.5%	0.5
CHEWA	7/4/2023	0.0183	Baht	01/01/2022 - 31/12/2022	NP	28/4/2023	0.73	2.5%	1
GPI	7/4/2023	0.04	Baht	-	RE	27/4/2023	1.74	2.3%	0.5
SCC	7/4/2023	2	Baht	01/07/2022 - 31/12/2022	NP	25/4/2023	315.00	0.6%	1
SMPC	7/4/2023	0.4	Baht	01/07/2022 - 31/12/2022	NP	28/4/2023	12.30	3.3%	1
ATP30	10/4/2023	0.03	Baht	01/01/2022 - 31/12/2022	NP	28/4/2023	1.36	2.2%	0.25
BANPU	10/4/2023	0.75	Baht	01/07/2022 - 31/12/2022	NP	28/4/2023	11.00	6.8%	1
BPP	10/4/2023	0.3	Baht	01/07/2022 - 31/12/2022	NP	26/4/2023	15.60	1.9%	10
QTC	10/4/2023	0.2	Baht	01/01/2022 - 31/12/2022	NP	26/4/2023	4.78	4.2%	1
J	11/4/2023	0.03	Baht	01/01/2022 - 31/12/2022	NP	2/5/2023	3.36	0.9%	1
JMART	11/4/2023	0.66	Baht	01/07/2022 - 31/12/2022	NP	3/5/2023	22.40	2.9%	1
JMT	11/4/2023	0.59	Baht	01/07/2022 - 31/12/2022	NP	2/5/2023	45.25	1.3%	0.5
KWC	11/4/2023	10	Baht	01/01/2022 - 31/12/2022	NP	24/4/2023	265.00	3.8%	10
LHSC	11/4/2023	0.125	Baht	01/01/2023 - 28/02/2023	NP	27/4/2023	11.40	1.1%	10.2
QHPP	11/4/2023	0.12	Baht	01/01/2023 - 28/02/2023	NP	27/4/2023	7.50	1.6%	9,8659
TTB	12/4/2023	0.053	Baht	01/01/2022 - 31/12/2022	NP	3/5/2023	1.43	3.7%	0.95
GC	17/4/2023	0.15	Baht	01/07/2022 - 31/12/2022	NP	28/4/2023	5.15	2.9%	0.5
KBANK	17/4/2023	3.5	Baht	-	RE	3/5/2023	131.50	2.7%	10
S11	17/4/2023	0.1	Baht	01/01/2022 - 31/12/2022	NP	3/5/2023	5.05	2.0%	1
SCB	17/4/2023	5.19	Baht	01/01/2022 - 31/12/2022	NP	3/5/2023	103.50	5.0%	10
TMT	17/4/2023	0.15	Baht	01/01/2022 - 31/12/2022	Both	3/5/2023	7.80	1.9%	1
UKEM	17/4/2023	0.015	Baht	-	RE	3/5/2023	1.26	1.2%	0.25
KGI	18/4/2023	0.355	Baht	01/01/2022 - 31/12/2022	NP	9/5/2023	5.05	7.0%	1
KTB	18/4/2023	0.682	Baht	-	RE	3/5/2023	16.70	4.1%	5.15
KTB-P	18/4/2023	0.8365	Baht	-	RE	3/5/2023	153.00	0.5%	5.15
KTC	18/4/2023	1.15	Baht	01/01/2022 - 31/12/2022	NP	3/5/2023	53.25	2.2%	1
RS	18/4/2023	10 : 1 Share	-	-	RE	3/5/2023	15.20	-	1
RS	18/4/2023	0.011111112	Baht	-	RE	3/5/2023	15.20	0.1%	1
TCAP	18/4/2023	1.9	Baht	-	RE	3/5/2023	46.25	4.1%	10
TCAP-P	18/4/2023	1.9	Baht	-	RE	3/5/2023	560.00	0.3%	10
TIPCO	18/4/2023	0.7	Baht	01/01/2022 - 31/12/2022	Both	3/5/2023	9.75	7.2%	1
TOG	18/4/2023	0.43	Baht	01/07/2022 - 31/12/2022	NP	3/5/2023	9.30	4.6%	1
FTE	19/4/2023	0.06	Baht	01/07/2022 - 31/12/2022	NP	9/5/2023	1.60	3.8%	0.5
HMPRO	19/4/2023	0.21	Baht	01/07/2022 - 31/12/2022	NP	3/5/2023	14.30	1.5%	1
PJW	19/4/2023	0.05	Baht	-	RE	3/5/2023	4.50	1.1%	0.5
STA	19/4/2023	0.28	Baht	01/01/2022 - 31/12/2022	Both	8/5/2023	23.00	1.2%	1
STA	19/4/2023	0.72	Baht	01/01/2022 - 31/12/2022	NP	8/5/2023	23.00	3.1%	1
STGT	19/4/2023	0.25	Baht	01/01/2022 - 31/12/2022	NP	8/5/2023	10.40	2.4%	0.5
TIDLOR	19/4/2023	0.292	Baht	01/01/2022 - 31/12/2022	NP	8/5/2023	25.50	1.1%	3.7
TIDLOR	19/4/2023	8 : 1 Share	-	01/01/2022 - 31/12/2022	NP	8/5/2023	25.50	-	3.7
TPLAS	19/4/2023	0.1	Baht	01/01/2022 - 31/12/2022	NP	3/5/2023	2.40	4.2%	0.5
YUASA	19/4/2023	0.346	Baht	01/01/2022 - 31/12/2022	NP	3/5/2023	14.30	2.4%	1
AIT	20/4/2023	0.17	Baht	01/01/2022 - 31/12/2022	NP	9/5/2023	5.95	2.9%	1
JR	20/4/2023	0.09	Baht	01/01/2022 - 31/12/2022	NP	9/5/2023	6.60	1.4%	0.5
MAJOR	20/4/2023	0.25	Baht	01/01/2022 - 31/12/2022	NP	3/5/2023	16.20	1.5%	1
NER	20/4/2023	0.31	Baht	01/07/2022 - 31/12/2022	NP	9/5/2023	5.95	5.2%	0.5
THANA	20/4/2023	0.07	Baht	01/01/2022 - 31/12/2022	NP	9/5/2023	2.54	2.8%	1
BBL	21/4/2023	3	Baht	-	RE	12/5/2023	154.50	1.9%	10
PSL	21/4/2023	0.25	Baht	-	RE	9/5/2023	13.80	1.8%	1
TISCO	21/4/2023	7.75	Baht	01/01/2022 - 31/12/2022	Both	10/5/2023	101.50	7.6%	10
TISCO-P	21/4/2023	7.75	Baht	01/01/2022 - 31/12/2022	Both	10/5/2023	1,346.00	0.6%	10
CH	24/4/2023	0.06	Baht	-	RE	12/5/2023	3.38	1.8%	0.5
CIMBT	24/4/2023	0.0115	Baht	01/01/2022 - 31/12/2022	NP	10/5/2023	0.82	1.4%	0.5
BGC	25/4/2023	0.12	Baht	01/10/2022 - 31/12/2022	NP	17/5/2023	9.75	1.2%	5

Source: SET

Exhibit 18: Upcoming XD [2/6]

Symbol	X-Date	Dividend (per Share)	Unit	Operation Period	Source of Dividend	Payment Date	Price	Div Yield	Par
FPI	25/4/2023	0.08	Baht	01/07/2022 - 31/12/2022	NP	-	2.56	3.1%	0.25
III	25/4/2023	0.4	Baht	01/01/2022 - 31/12/2022	NP	16/5/2023	14.10	2.8%	0.5
SMART	25/4/2023	0.0365	Baht	01/01/2022 - 31/12/2022	Both	17/5/2023	0.83	4.4%	0.5
UBA	25/4/2023	0.0459	Baht	01/01/2022 - 31/12/2022	NP	-	1.71	2.7%	0.5
WFX	25/4/2023	0.21	Baht	01/01/2022 - 31/12/2022	NP	15/5/2023	4.42	4.8%	1
EASTW	26/4/2023	0.09	Baht	01/07/2022 - 31/12/2022	NP	19/5/2023	4.94	1.8%	1
GUNKUL	26/4/2023	0.06	Baht	01/01/2022 - 31/12/2022	Both	18/5/2023	4.14	1.4%	0.25
KCC	26/4/2023	0.0212	Baht	01/01/2022 - 31/12/2022	NP	17/5/2023	6.50	0.3%	0.5
SKR	26/4/2023	0.08	Baht	01/01/2022 - 31/12/2022	NP	10/5/2023	9.20	0.9%	0.5
AAI	27/4/2023	0.2	Baht	01/07/2022 - 31/12/2022	Both	16/5/2023	5.85	3.4%	1
AUCT	27/4/2023	0.305	Baht	01/07/2022 - 31/12/2022	Both	19/5/2023	9.85	3.1%	0.25
HTECH	27/4/2023	0.04	Baht	01/07/2022 - 31/12/2022	NP	19/5/2023	3.46	1.2%	1
JDF	27/4/2023	0.02	Baht	01/01/2022 - 31/12/2022	NP	18/5/2023	2.66	0.8%	0.5
KKP	27/4/2023	1.5	Baht	01/01/2022 - 31/12/2022	NP	18/5/2023	64.00	2.3%	10
MAKRO	27/4/2023	0.33	Baht	01/01/2022 - 31/12/2022	NP	17/5/2023	38.50	0.9%	0.5
MINT	27/4/2023	0.25	Baht	01/01/2022 - 31/12/2022	Both	18/5/2023	32.25	0.8%	1
MTC	27/4/2023	0.95	Baht	01/01/2022 - 31/12/2022	NP	17/5/2023	34.50	2.8%	1
NSL	27/4/2023	0.3	Baht	01/01/2022 - 31/12/2022	NP	16/5/2023	21.70	1.4%	1
PDJ	27/4/2023	0.1	Baht	01/01/2022 - 31/12/2022	NP	15/5/2023	3.06	3.3%	1
PDJ	27/4/2023	10 : 1 Share		-	RE	15/5/2023	3.06	-	1
PDJ	27/4/2023	0.011111	Baht	-	RE	15/5/2023	3.06	0.4%	1
POLY	27/4/2023	0.08	Baht	01/01/2022 - 31/12/2022	Both	-	11.40	0.7%	1
QH	27/4/2023	0.1	Baht	01/07/2022 - 31/12/2022	NP	18/5/2023	2.44	4.1%	1
RBF	27/4/2023	0.1	Baht	01/01/2022 - 31/12/2022	NP	15/5/2023	11.30	0.9%	1
SAK	27/4/2023	0.137	Baht	01/01/2022 - 31/12/2022	NP	18/5/2023	6.30	2.2%	1
SAMCO	27/4/2023	0.1	Baht	01/01/2022 - 31/12/2022	NP	17/5/2023	1.60	6.3%	1
SFLEX	27/4/2023	0.03	Baht	01/01/2022 - 31/12/2022	NP	22/5/2023	3.62	0.8%	0.5
SGC	27/4/2023	0.11	Baht	01/01/2022 - 31/12/2022	NP	18/5/2023	3.06	3.6%	1
SRICHA	27/4/2023	0.2	Baht	-	RE	17/5/2023	8.95	2.2%	1
SUN	27/4/2023	0.1	Baht	01/01/2022 - 31/12/2022	NP	19/5/2023	4.36	2.3%	0.5
TKC	27/4/2023	0.4	Baht	01/01/2022 - 31/12/2022	NP	19/5/2023	24.20	1.7%	1
TM	27/4/2023	0.05	Baht	01/01/2022 - 31/12/2022	NP	16/5/2023	2.48	2.0%	0.5
TPCH	27/4/2023	0.183	Baht	01/01/2022 - 31/12/2022	NP	18/5/2023	6.95	2.6%	1
WHAUP	27/4/2023	0.1	Baht	01/01/2022 - 31/12/2022	Both	17/5/2023	3.98	2.5%	1
ALUCON	28/4/2023	10	Baht	01/01/2022 - 31/12/2022	NP	15/5/2023	187.50	5.3%	10
ASW	28/4/2023	0.5226	Baht	01/01/2022 - 31/12/2022	NP	18/5/2023	8.50	6.1%	1
AYUD	28/4/2023	0.26	Baht	01/01/2022 - 31/12/2022	NP	24/5/2023	39.50	0.7%	1
CEYE	28/4/2023	0.15	Baht	01/01/2022 - 31/12/2022	Both	18/5/2023	5.50	2.7%	0.5
CHG	28/4/2023	0.075	Baht	01/01/2022 - 31/12/2022	NP	-	3.62	2.1%	0.1
DTCENT	28/4/2023	0.002222222	Baht	01/01/2022 - 31/12/2022	NP	19/5/2023	2.00	0.1%	0.5
DTCENT	28/4/2023	25 : 1 Share		01/01/2022 - 31/12/2022	NP	19/5/2023	2.00	-	0.5
DTCI	28/4/2023	0.35	Baht	-	RE	18/5/2023	30.00	1.2%	10
IHL	28/4/2023	0.1	Baht	01/01/2022 - 31/12/2022	NP	18/5/2023	2.92	3.4%	1
MENA	28/4/2023	0.03	Baht	01/01/2022 - 31/12/2022	NP	19/5/2023	2.50	1.2%	0.5
MFC	28/4/2023	1.5	Baht	01/01/2022 - 31/12/2022	NP	18/5/2023	24.00	6.3%	1
NEW	28/4/2023	4	Baht	01/01/2022 - 31/12/2022	NP	18/5/2023	100.00	4.0%	10
NRF	28/4/2023	0.03	Baht	01/01/2022 - 31/12/2022	NP	22/5/2023	5.70	0.5%	1
PCSGH	28/4/2023	0.2	Baht	01/07/2022 - 31/12/2022	Both	18/5/2023	5.15	3.9%	1
PREB	28/4/2023	0.5	Baht	01/01/2022 - 31/12/2022	NP	-	8.40	6.0%	1
RSP	28/4/2023	0.21	Baht	01/01/2022 - 31/12/2022	Both	18/5/2023	2.84	7.4%	1
SCG	28/4/2023	0.05	Baht	-	RE	19/5/2023	4.50	1.1%	1
SO	28/4/2023	0.2	Baht	01/07/2022 - 31/12/2022	NP	17/5/2023	9.20	2.2%	1
TPBI	28/4/2023	0.2	Baht	01/01/2022 - 31/12/2022	NP	19/5/2023	4.56	4.4%	1
TWPC	28/4/2023	0.2158	Baht	-	RE	19/5/2023	4.88	4.4%	1

Source: SET

Exhibit 19: Upcoming XD [3/6]

Symbol	X-Date	Dividend (per Share)	Unit	Operation Period	Source of Dividend	Payment Date	Price	Div Yield	Par
AHC	2/5/2023	1.18	Baht	01/01/2022 - 31/12/2022	NP	23/5/2023	17.20	6.9%	1
AMARC	2/5/2023	0.02	Baht	01/01/2022 - 31/12/2022	NP	19/5/2023	2.62	0.8%	0.5
AMARC	2/5/2023	0.08	Baht	-	RE	19/5/2023	2.62	3.1%	0.5
BAM	2/5/2023	0.55	Baht	01/01/2022 - 31/12/2022	NP	23/5/2023	13.60	4.0%	5
BIS	2/5/2023	0.0625	Baht	01/07/2022 - 31/12/2022	NP	22/5/2023	7.40	0.8%	0.5
CHOTI	2/5/2023	8.5	Baht	01/01/2022 - 31/12/2022	NP	23/5/2023	150.00	5.7%	10
CPALL	2/5/2023	0.75	Baht	01/01/2022 - 31/12/2022	NP	19/5/2023	61.25	1.2%	1
CPANEL	2/5/2023	0.17	Baht	01/01/2022 - 31/12/2022	NP	-	10.30	1.7%	1
DMT	2/5/2023	0.38	Baht	01/01/2022 - 31/12/2022	NP	25/5/2023	14.00	2.7%	5.2
DMT	2/5/2023	0.12	Baht	-	RE	25/5/2023	14.00	0.9%	5.2
ESSO	2/5/2023	0.3	Baht	01/01/2022 - 31/12/2022	NP	22/5/2023	8.90	3.4%	4.9338
HTC	2/5/2023	0.97	Baht	01/07/2022 - 31/12/2022	NP	19/5/2023	33.25	2.9%	1
INET	2/5/2023	0.1061	Baht	01/01/2022 - 31/12/2022	NP	22/5/2023	5.20	2.0%	1
L&E	2/5/2023	0.061	Baht	-	RE	17/5/2023	1.85	3.3%	1
LHFG	2/5/2023	0.01	Baht	01/01/2022 - 31/12/2022	NP	19/5/2023	1.06	0.9%	1
LPH	2/5/2023	0.1	Baht	01/01/2022 - 31/12/2022	NP	19/5/2023	5.60	1.8%	0.5
MFEC	2/5/2023	0.4	Baht	01/01/2022 - 31/12/2022	NP	19/5/2023	7.90	5.1%	1
MGT	2/5/2023	0.08	Baht	01/07/2022 - 31/12/2022	NP	16/5/2023	3.22	2.5%	0.5
MODERN	2/5/2023	0.06	Baht	01/01/2022 - 31/12/2022	NP	17/5/2023	3.04	2.0%	1
MOSHI	2/5/2023	0.1	Baht	01/01/2022 - 31/12/2022	NP	23/5/2023	51.50	0.2%	1
MOSHI	2/5/2023	10 : 1 Share		01/01/2022 - 31/12/2022	NP	23/5/2023	51.50	-	1
NETBAY	2/5/2023	0.8162	Baht	01/01/2022 - 31/12/2022	NP	17/5/2023	23.20	3.5%	1
PIMO	2/5/2023	0.042	Baht	01/07/2022 - 31/12/2022	NP	23/5/2023	2.14	2.0%	0.25
PR9	2/5/2023	0.29	Baht	01/01/2022 - 31/12/2022	NP	19/5/2023	20.50	1.4%	1
PRAKIT	2/5/2023	1	Baht	01/01/2022 - 31/12/2022	NP	23/5/2023	12.90	7.8%	1
SAWAD	2/5/2023	1.8	Baht	01/01/2022 - 31/12/2022	Both	19/5/2023	53.00	3.4%	1
SC	2/5/2023	0.17	Baht	01/07/2022 - 31/12/2022	NP	18/5/2023	4.32	3.9%	1
SCAP	2/5/2023	0.8	Baht	01/01/2022 - 31/12/2022	Both	16/5/2023	27.75	2.9%	5
SNNP	2/5/2023	0.23	Baht	01/07/2022 - 31/12/2022	NP	19/5/2023	24.90	0.9%	0.5
SORKON	2/5/2023	0.1	Baht	01/01/2022 - 31/12/2022	NP	22/5/2023	5.30	1.9%	1
SVI	2/5/2023	0.26	Baht	01/01/2022 - 31/12/2022	NP	16/5/2023	9.95	2.6%	1
THIP	2/5/2023	1.75	Baht	01/01/2022 - 31/12/2022	NP	22/5/2023	32.75	5.3%	1
ACG	3/5/2023	0.0133	Baht	01/01/2022 - 31/12/2022	Both	-	1.50	0.9%	0.5
AKP	3/5/2023	0.025	Baht	01/01/2022 - 31/12/2022	NP	25/5/2023	1.99	1.3%	0.5
AMATA	3/5/2023	0.4	Baht	01/01/2022 - 31/12/2022	NP	19/5/2023	22.70	1.8%	1
AMATAV	3/5/2023	0.07	Baht	01/01/2022 - 31/12/2022	NP	18/5/2023	6.70	1.0%	0.5
APCO	3/5/2023	0.155	Baht	01/01/2022 - 31/12/2022	Both	22/5/2023	5.15	3.0%	0.5
APP	3/5/2023	0.14	Baht	01/01/2022 - 31/12/2022	NP	-	2.92	4.8%	0.5
BE8	3/5/2023	0.005	Baht	01/01/2022 - 31/12/2022	NP	19/5/2023	57.00	0.0%	0.5
BE8	3/5/2023	10 : 1 Share		01/01/2022 - 31/12/2022	NP	19/5/2023	57.00	-	0.5
BJC	3/5/2023	0.65	Baht	01/01/2022 - 31/12/2022	NP	24/5/2023	37.25	1.7%	1
BLA	3/5/2023	0.28	Baht	-	RE	-	28.25	1.0%	1
BRI	3/5/2023	0.721	Baht	01/01/2022 - 31/12/2022	NP	-	11.40	6.3%	0.5
CIVIL	3/5/2023	0.02	Baht	01/01/2022 - 31/12/2022	NP	24/5/2023	2.80	0.7%	1
CKP	3/5/2023	0.085	Baht	01/01/2022 - 31/12/2022	Both	22/5/2023	4.14	2.1%	1
COLOR	3/5/2023	0.08	Baht	01/01/2022 - 31/12/2022	Both	25/5/2023	1.68	4.8%	1
CPR	3/5/2023	0.089	Baht	01/01/2022 - 31/12/2022	NP	26/5/2023	5.75	1.5%	1
D	3/5/2023	7.5 : 1 Share		01/01/2022 - 31/12/2022	NP	22/5/2023	5.60	-	0.5
D	3/5/2023	0.00741	Baht	01/01/2022 - 31/12/2022	NP	22/5/2023	5.60	0.1%	0.5
EKH	3/5/2023	0.32	Baht	01/01/2022 - 31/12/2022	NP	19/5/2023	7.90	4.1%	0.5
EKH	3/5/2023	40 : 1 Share		01/01/2022 - 31/12/2022	NP	19/5/2023	7.90	-	0.5
ICC	3/5/2023	1	Baht	-	RE	23/5/2023	34.00	2.9%	1
IVL	3/5/2023	0.4	Baht	01/01/2022 - 31/12/2022	NP	19/5/2023	34.50	1.2%	1
KISS	3/5/2023	0.08	Baht	01/07/2022 - 31/12/2022	NP	-	6.95	1.2%	0.5

Source: SET

Exhibit 20: Upcoming XD [4/6]

Symbol	X-Date	Dividend (per Share)	Unit	Operation Period	Source of Dividend	Payment Date	Price	Div Yield	Par
KTMS	3/5/2023	0.0327	Baht	-	RE	25/5/2023	4.10	0.8%	0.5
KWM	3/5/2023	0.058	Baht	01/01/2022 - 31/12/2022	Both	22/5/2023	1.99	2.9%	0.5
NYT	3/5/2023	0.22	Baht	01/01/2022 - 31/12/2022	NP	25/5/2023	3.92	5.6%	0.5
OCC	3/5/2023	0.05	Baht	-	RE	23/5/2023	10.40	0.5%	1
OSP	3/5/2023	0.45	Baht	01/07/2022 - 31/12/2022	Both	25/5/2023	30.75	1.5%	1
PAF	3/5/2023	0.0102	Baht	01/01/2022 - 31/12/2022	NP	24/5/2023	1.32	0.8%	0.51
PPS	3/5/2023	0.01	Baht	01/01/2022 - 31/12/2022	NP	24/5/2023	0.79	1.3%	0.25
PRM	3/5/2023	0.25	Baht	01/01/2022 - 31/12/2022	NP	26/5/2023	7.60	3.3%	1
RICHY	3/5/2023	0.00385	Baht	01/01/2022 - 31/12/2022	Both	26/5/2023	0.74	0.5%	1
RICHY	3/5/2023	32 : 1 Share		01/01/2022 - 31/12/2022	Both	26/5/2023	0.74	-	1
ROJNA	3/5/2023	0.3	Baht	01/01/2022 - 31/12/2022	NP	26/5/2023	6.40	4.7%	1
S&J	3/5/2023	1.7	Baht	-	RE	24/5/2023	38.00	4.5%	1
SABINA	3/5/2023	0.59	Baht	-	RE	19/5/2023	26.75	2.2%	1
SABUY	3/5/2023	0.0278	Baht	01/01/2022 - 31/12/2022	NP	19/5/2023	11.50	0.2%	1
SABUY	3/5/2023	4 : 1 Share		01/01/2022 - 31/12/2022	NP	19/5/2023	11.50	-	1
SALEE	3/5/2023	0.07	Baht	01/01/2022 - 31/12/2022	Both	25/5/2023	1.16	6.0%	0.25
SAUCE	3/5/2023	1.65	Baht	01/01/2022 - 31/12/2022	NP	19/5/2023	31.50	5.2%	1
SCN	3/5/2023	0.055	Baht	-	RE	23/5/2023	1.92	2.9%	0.5
SICT	3/5/2023	5 : 1 Share		01/01/2022 - 31/12/2022	NP	25/5/2023	10.10	-	0.5
SICT	3/5/2023	0.0112	Baht	01/01/2022 - 31/12/2022	NP	25/5/2023	10.10	0.1%	0.5
SINGER	3/5/2023	0.26	Baht	01/01/2022 - 31/12/2022	NP	19/5/2023	17.20	1.5%	1
SM	3/5/2023	0.04	Baht	01/01/2022 - 31/12/2022	NP	26/5/2023	2.00	2.0%	0.5
SMD	3/5/2023	0.5	Baht	01/01/2022 - 31/12/2022	Both	19/5/2023	7.90	6.3%	0.5
SPI	3/5/2023	0.6	Baht	-	RE	23/5/2023	68.75	0.9%	1
SSF	3/5/2023	0.4814	Baht	01/01/2022 - 31/12/2022	NP	24/5/2023	8.25	5.8%	1
SSP	3/5/2023	0.061111111	Baht	01/01/2022 - 31/12/2022	Both	25/5/2023	9.70	0.6%	1
SSP	3/5/2023	10 : 1 Share		01/01/2022 - 31/12/2022	Both	25/5/2023	9.70	-	1
SST	3/5/2023	0.03	Baht	-	RE	-	6.45	0.5%	1
STP	3/5/2023	0.25	Baht	01/01/2022 - 31/12/2022	NP	25/5/2023	10.20	2.5%	1
SWC	3/5/2023	0.25	Baht	01/07/2022 - 31/12/2022	NP	25/5/2023	6.20	4.0%	0.5
TFG	3/5/2023	0.3	Baht	01/01/2022 - 31/12/2022	Both	23/5/2023	5.25	5.7%	1
TNL	3/5/2023	0.2	Baht	01/01/2022 - 31/12/2022	Both	24/5/2023	34.25	0.6%	1
TPCS	3/5/2023	1	Baht	01/01/2022 - 31/12/2022	NP	24/5/2023	21.40	4.7%	1
TSR	3/5/2023	0.0111	Baht	01/01/2022 - 31/12/2022	NP	19/5/2023	3.84	0.3%	1
TSR	3/5/2023	10 : 1 Share		01/01/2022 - 31/12/2022	NP	19/5/2023	3.84	-	1
WACOAL	3/5/2023	0.7	Baht	-	RE	23/5/2023	36.75	1.9%	1
YGG	3/5/2023	0.067	Baht	01/10/2022 - 31/12/2022	NP	22/5/2023	7.15	0.9%	0.5
ASIAN	8/5/2023	0.4	Baht	01/07/2022 - 31/12/2022	Both	24/5/2023	11.90	3.4%	1
AU	8/5/2023	0.15	Baht	01/01/2022 - 31/12/2022	NP	23/5/2023	10.90	1.4%	0.1
AURA	8/5/2023	0.08	Baht	01/10/2022 - 31/12/2022	NP	22/5/2023	18.40	0.4%	1
CHAYO	8/5/2023	0.00111112	Baht	-	RE	-	7.85	0.0%	0.5
CHAYO	8/5/2023	50 : 1 Share		-	RE	-	7.85	-	0.5
CPF	8/5/2023	0.35	Baht	01/01/2022 - 31/12/2022	NP	25/5/2023	21.40	1.6%	1
CRC	8/5/2023	0.48	Baht	01/01/2022 - 31/12/2022	NP	26/5/2023	44.50	1.1%	1
CSS	8/5/2023	0.05	Baht	01/07/2022 - 31/12/2022	NP	25/5/2023	1.44	3.5%	0.5
FLOYD	8/5/2023	0.00617284	Baht	-	RE	25/5/2023	1.31	0.5%	0.5
FLOYD	8/5/2023	9 : 1 Share		-	RE	25/5/2023	1.31	-	0.5
FNS	8/5/2023	0.2	Baht	01/01/2022 - 31/12/2022	NP	-	3.56	5.6%	5
GTB	8/5/2023	0.02	Baht	01/01/2022 - 31/12/2022	NP	-	0.72	2.8%	0.25
HFT	8/5/2023	0.38	Baht	01/01/2022 - 31/12/2022	NP	25/5/2023	5.25	7.2%	1
HUMAN	8/5/2023	0.12	Baht	01/07/2022 - 31/12/2022	Both	25/5/2023	11.40	1.1%	0.5
ICHI	8/5/2023	0.6	Baht	01/01/2022 - 31/12/2022	Both	24/5/2023	12.70	4.7%	1
IP	8/5/2023	0.18	Baht	01/01/2022 - 31/12/2022	NP	26/5/2023	12.40	1.5%	0.5
KAMART	8/5/2023	0.08	Baht	01/01/2022 - 31/12/2022	NP	23/5/2023	8.35	1.0%	0.6

Source: SET

Exhibit 21: Upcoming XD [5/6]

Symbol	X-Date	Dividend (per Share)	Unit	Operation Period	Source of Dividend	Payment Date	Price	Div Yield	Par
KLINIQ	8/5/2023	0.5	Baht	01/08/2022 - 31/12/2022	Both	-	40.25	1.2%	0.5
LH	8/5/2023	0.35	Baht	01/07/2022 - 31/12/2022	Both	22/5/2023	9.80	3.6%	1
MATI	8/5/2023	0.25	Baht	-	RE	25/5/2023	7.85	3.2%	1
MICRO	8/5/2023	0.036	Baht	01/01/2022 - 31/12/2022	NP	18/5/2023	3.84	0.9%	1
MITSIB	8/5/2023	20 : 1 Share		01/01/2022 - 31/12/2022	Both	19/5/2023	1.05	-	0.5
MITSIB	8/5/2023	0.0025	Baht	01/01/2022 - 31/12/2022	Both	19/5/2023	1.05	0.2%	0.5
MK	8/5/2023	0.11	Baht	-	RE	-	2.92	3.8%	1
ONEE	8/5/2023	0.16	Baht	01/07/2022 - 31/12/2022	NP	26/5/2023	5.80	2.8%	2
ORI	8/5/2023	0.57	Baht	01/07/2022 - 31/12/2022	NP	-	11.70	4.9%	0.5
PCC	8/5/2023	0.14	Baht	01/01/2022 - 31/12/2022	NP	26/5/2023	3.18	4.4%	1
PPM	8/5/2023	0.025	Baht	01/01/2022 - 31/12/2022	NP	25/5/2023	1.85	1.4%	0.5
SCM	8/5/2023	0.11	Baht	01/01/2022 - 31/12/2022	NP	22/5/2023	4.98	2.2%	0.5
SELIC	8/5/2023	30 : 1 Share		01/01/2022 - 31/12/2022	NP	25/5/2023	2.82	-	0.5
SELIC	8/5/2023	0.02217	Baht	01/01/2022 - 31/12/2022	NP	25/5/2023	2.82	0.8%	0.5
SITHAI	8/5/2023	0.04	Baht	-	RE	25/5/2023	1.48	2.7%	1
SPALI	8/5/2023	0.75	Baht	01/07/2022 - 31/12/2022	NP	23/5/2023	22.60	3.3%	1
SSSC	8/5/2023	0.185	Baht	01/01/2022 - 31/12/2022	NP	26/5/2023	3.02	6.1%	1
TACC	8/5/2023	0.19	Baht	01/01/2022 - 31/12/2022	Both	23/5/2023	5.95	3.2%	0.25
THREL	8/5/2023	0.07	Baht	01/01/2022 - 31/12/2022	NP	-	4.48	1.6%	1
THREL	8/5/2023	60 : 1 Share		01/01/2022 - 31/12/2022	NP	-	4.48	-	1
TOA	8/5/2023	0.25	Baht	01/07/2022 - 31/12/2022	NP	26/5/2023	30.75	0.8%	1
TPS	8/5/2023	0.1	Baht	-	RE	23/5/2023	3.46	2.9%	0.5
TRUBB	8/5/2023	0.12	Baht	01/01/2022 - 31/12/2022	NP	26/5/2023	1.90	6.3%	1
VIBHA	8/5/2023	0.055	Baht	01/01/2022 - 31/12/2022	NP	26/5/2023	2.62	2.1%	0.1
AMR	9/5/2023	0.05	Baht	01/01/2022 - 31/12/2022	Both	-	3.80	1.3%	0.5
AP	9/5/2023	0.65	Baht	-	RE	25/5/2023	12.30	5.3%	1
AWC	9/5/2023	0.032	Baht	01/01/2022 - 31/12/2022	Both	24/5/2023	5.80	0.6%	1
BAY	9/5/2023	0.45	Baht	-	RE	25/5/2023	29.25	1.5%	10
BBIK	9/5/2023	0.4	Baht	01/01/2022 - 31/12/2022	NP	-	112.00	0.4%	0.5
BCH	9/5/2023	0.4	Baht	01/01/2022 - 31/12/2022	NP	19/5/2023	20.60	1.9%	1
BEC	9/5/2023	0.16	Baht	-	RE	25/5/2023	8.60	1.9%	1
CSR	9/5/2023	1.11	Baht	01/01/2022 - 31/12/2022	NP	26/5/2023	71.75	1.5%	10
EASON	9/5/2023	0.06	Baht	01/01/2022 - 31/12/2022	NP	24/5/2023	1.29	4.7%	1
FE	9/5/2023	3.5	Baht	01/01/2022 - 31/12/2022	Both	25/5/2023	200.00	1.8%	10
HPT	9/5/2023	0.0212	Baht	01/01/2022 - 31/12/2022	NP	22/5/2023	0.79	2.7%	0.25
ILM	9/5/2023	0.6	Baht	01/01/2022 - 31/12/2022	NP	22/5/2023	21.10	2.8%	5
JUBILE	9/5/2023	0.35	Baht	01/07/2022 - 31/12/2022	NP	19/5/2023	25.00	1.4%	1
KUMWEL	9/5/2023	0.07	Baht	01/01/2022 - 31/12/2022	NP	26/5/2023	2.20	3.2%	0.5
LEO	9/5/2023	0.2	Baht	01/07/2022 - 31/12/2022	NP	26/5/2023	9.80	2.0%	0.5
M	9/5/2023	0.9	Baht	01/01/2022 - 31/12/2022	NP	24/5/2023	51.00	1.8%	1
MOONG	9/5/2023	0.1	Baht	01/01/2022 - 31/12/2022	NP	24/5/2023	2.24	4.5%	0.5
NFC	9/5/2023	0.18	Baht	01/01/2022 - 31/12/2022	NP	26/5/2023	4.98	3.6%	0.18
NOBLE	9/5/2023	0.2	Baht	01/01/2022 - 31/12/2022	Both	25/5/2023	5.00	4.0%	1
PF	9/5/2023	0.02	Baht	01/01/2022 - 31/12/2022	NP	-	0.41	4.9%	1
PIN	9/5/2023	0.15	Baht	01/01/2022 - 31/12/2022	Both	-	3.70	4.1%	1
PL	9/5/2023	0.11	Baht	01/01/2022 - 31/12/2022	NP	25/5/2023	2.56	4.3%	1
PRAPAT	9/5/2023	0.04	Baht	01/01/2022 - 31/12/2022	NP	24/5/2023	2.06	1.9%	0.5
PROEN	9/5/2023	0.12	Baht	01/01/2022 - 31/12/2022	NP	-	6.10	2.0%	0.5
SAPPE	9/5/2023	1.65	Baht	01/01/2022 - 31/12/2022	NP	26/5/2023	60.25	2.7%	1
SMT	9/5/2023	0.06	Baht	-	RE	25/5/2023	4.54	1.3%	1
TC	9/5/2023	0.5	Baht	01/01/2022 - 31/12/2022	NP	26/5/2023	8.45	5.9%	1
TFMAMA	9/5/2023	2.74	Baht	01/07/2022 - 31/12/2022	Both	25/5/2023	200.00	1.4%	1
TLI	9/5/2023	0.3	Baht	01/01/2022 - 31/12/2022	NP	-	13.00	2.3%	1
TNPC	9/5/2023	0.02	Baht	-	RE	25/5/2023	1.80	1.1%	1

Source: SET

Exhibit 22: Upcoming XD [6/6]

Symbol	X-Date	Dividend (per Share)	Unit	Operation Period	Source of Dividend	Payment Date	Price	Div Yield	Par
TPAC	9/5/2023	0.293	Baht	01/01/2022 - 31/12/2022	NP	25/5/2023	14.80	2.0%	1
WIJK	9/5/2023	0.06	Baht	01/01/2022 - 31/12/2022	NP	26/5/2023	1.85	3.2%	1
WP	9/5/2023	0.25	Baht	01/01/2022 - 31/12/2022	Both	26/5/2023	4.38	5.7%	1
ALLA	10/5/2023	0.07	Baht	01/01/2022 - 31/12/2022	NP	25/5/2023	1.42	4.9%	0.5
ARROW	10/5/2023	0.25	Baht	01/01/2022 - 31/12/2022	Both	26/5/2023	7.10	3.5%	1
ASEFA	10/5/2023	0.18	Baht	01/01/2022 - 31/12/2022	NP	25/5/2023	3.70	4.9%	1
ILINK	10/5/2023	0.2	Baht	01/01/2022 - 31/12/2022	NP	26/5/2023	7.20	2.8%	1
ITEL	10/5/2023	0.0635	Baht	01/01/2022 - 31/12/2022	NP	26/5/2023	3.30	1.9%	0.5
MEB	10/5/2023	0.05	Baht	01/01/2022 - 31/12/2022	NP	26/5/2023	35.00	0.1%	0.5
PB	10/5/2023	1.14	Baht	01/07/2022 - 31/12/2022	Both	24/5/2023	70.25	1.6%	1
SIAM	10/5/2023	0.03	Baht	01/01/2022 - 31/12/2022	NP	25/5/2023	1.71	1.8%	1
SMIT	10/5/2023	0.2	Baht	01/07/2022 - 31/12/2022	NP	26/5/2023	4.66	4.3%	1
SPC	10/5/2023	1	Baht	-	RE	23/5/2023	63.00	1.6%	1
STI	10/5/2023	0.17	Baht	01/01/2022 - 31/12/2022	NP	-	5.45	3.1%	0.5
TOPP	10/5/2023	3.82	Baht	01/01/2022 - 31/12/2022	NP	26/5/2023	162.00	2.4%	10
AKR	11/5/2023	0.045	Baht	01/01/2022 - 31/12/2022	NP	26/5/2023	0.99	4.5%	0.8
PG	11/5/2023	0.2	Baht	01/01/2022 - 31/12/2022	NP	24/5/2023	8.10	2.5%	1
SENA	11/5/2023	0.078368	Baht	01/01/2022 - 31/12/2022	NP	-	3.50	2.2%	1
TMI	11/5/2023	0.015	Baht	01/01/2022 - 31/12/2022	NP	26/5/2023	2.00	0.8%	0.25
TRU	11/5/2023	0.35	Baht	01/01/2022 - 31/12/2022	Both	25/5/2023	6.05	5.8%	1
TRU	11/5/2023	10 : 1 Share		01/01/2022 - 31/12/2022	Both	25/5/2023	6.05	-	1
WHA	11/5/2023	0.1003	Baht	01/01/2022 - 31/12/2022	NP	25/5/2023	4.34	2.3%	0.1
BRR	12/5/2023	0.2	Baht	01/01/2022 - 31/12/2022	NP	25/5/2023	6.75	3.0%	1
CHARAN	12/5/2023	2	Baht	01/01/2022 - 31/12/2022	NP	25/5/2023	33.00	6.1%	10
NNCL	12/5/2023	0.05	Baht	01/01/2022 - 31/12/2022	NP	23/5/2023	2.02	2.5%	1
TENCENT80	19/5/2023	-	Baht	-	NP	26/6/2023	-	-	-
PINGAN80	14/6/2023	-	Baht	-	NP	31/7/2023	-	-	-

Source: SET

