

22 MARCH 2023

SPOTLIGHT ON THAILAND

Published Reports

- ICHITAN GROUP (ICHI TB) - Bright summer on Tansansu outlook; Maintain BUY TP THB14.00 - Transfer of Coverage
- DUSIT THANI (DUSIT TB) - Accelerating into a growth stage; Maintain BUY TP THB18.00

Economics

- Yellen says banking stabilizing, US may intervene more if needed
- Analysts pick modest Fed rate increase
- Industry applauds election clarity
- Rice panel eyes 6% increase in output

Corporate News

- Spring Airlines sees recovery in flights
- New power plan will support renewables
- Board of Investment to continue work despite polls
- CRG allots B1.46bn for expansion plan
- New tax reduction for land and buildings comes into effect
- Singha Estate eyes 34% revenue growth
- Ericsson predicts 5G reaching 50% of subscriptions by 2025
- EU antitrust officials raid Red Bull
- Egco invests B30bn to raise capacity by 1GW
- Gold mine reopens after 6 years
- Google starts rolling out Bard chatbot
- KBank benefits from challenger bank initiative
- Bangkok business travel cost rises to \$278 a day
- Firms unfazed by US woes
- Iberry dusts off overseas growth
- Limited appetite for overseas excursions

Indices	Index as of 21-Mar-23	Change -1D (%)	Change YTD (%)	Net Foreign YTD (USD m)
Thailand SET	1,577	1.4	(5.5)	(1,571)
China SHCOMP	3,256	0.6	5.4	
Hong Kong HSI	19,259	1.4	(2.6)	
India SENSEX	58,075	0.8	(4.5)	(2,777)
Indonesia JCI	6,692	1.2	(2.3)	234
Korea KOSPI	2,388	0.4	6.8	4,940
MY FBMKLCI	1,407	0.3	(5.9)	
PH PCOMP	6,531	1.2	(0.5)	(571)
SG FSSTI	3,174	1.1	(2.4)	
Taiwan TWSE	15,513	0.6	9.7	5,117
VN VNINDEX	1,032	0.9	2.5	199
MSCI Emerging	952	1.0	(0.4)	
Nikkei 225	Closed	(1.4)	3.3	
FTSE 100	7,536	1.8	1.1	
CAC 40	7,113	1.4	9.9	
DAX	15,195	1.8	9.1	
Dow Jones	32,561	1.0	(1.8)	
Nasdaq	11,860	1.6	13.3	
S&P 500	4,003	1.3	4.3	
Brent	75.32	2.1	(12.3)	
Dubai	73.16	3.7	(7.0)	
WTI	69.33	(0.4)	(13.5)	
GOLD	1,940.07	0.1	6.4	
Trade data	Buy	Sell	Net	Share (%)
(THB m)	(THB m)	(THB m)	(THB m)	(THB m)
Foreign	29,410	30,597	(1,187)	56
Retail	15,339	16,288	(949)	30
Prop Trade	4,265	4,292	(27)	8
Local Institution	4,342	2,179	2,163	6
Total Trade	53,355	53,355	0	100
Rates	Last close	1M ago	End last yr	1yr ago
	21/3/2023	22/2/2023	30/12/2022	22/3/2022
THB/USD	34.46	34.62	34.61	33.49
Inflation *	3.79	5.02	5.89	5.28
MLR **	6.43	6.43	5.83	5.31
1Y Fixed *	1.14	1.14	0.99	0.43
Govt bond 10Y	2.39	2.55	2.64	2.27
Commodity	Last close	1M ago	End last yr	1yr ago
(USD/bbl)	21/3/2023	21/2/2023	30/12/2022	21/3/2022
Brent	75.32	83.05	85.91	115.62
Dubai	73.16	80.99	78.66	113.27
WTI	69.67	73.95	80.26	111.76
Gold	1,940	1,825	1,824	1,922
Baltic Dry	1,542	674	1,515	2,546
(USD/ton)	17-Mar-23	10-Mar-23	25-Dec-20	18-Mar-22
Coal	179.87	184.42	84.45	316.61
% change	(2.5)	(22.4)	113.0	(43.2)

* chg y-y% last at end of most recent month end; ** Avg of 4 major banks;

Sources: Bloomberg, except coal from BANPU

FSSIA Thailand Research

Jitra Amornthum, Head of Research
 Songklod Wongchai, Strategy | +66 2611 3553 | songklod.won@fssia.com
 Veeravat Virochpoka, Strategy | +66 2646 9821 | veeravat.v@fssia.com
 Sureeporn Teewasuwet, Foods & Beverage | +66 2646 9972 | sureeporn.t@fssia.com
 Thanyatorn Songwutti, Property | +66 2646 9805 | thanyatorn.s@fssia.com
 Teerapol Udomvej, Healthcare, Tourism & Aviation | +66 2611 3535 | teerapol.u@fssia.com
 Naruedom Mujjalinkool, ICT, Media & Transportation | +66 2611 3566 | naruedom.muj@fssia.com
 Siriluck Pinthusoonthorn, Utilities | +66 2611 3562 | siriluck.pin@fssia.com
 Thada Jiracharoenyong, RA | +66 2646 9964 | thada.j@fssia.com
 Manida Sithiseree | +66 2611 3590/91 | manida.s@fnsyus.com
 Chaiyon Rerkriengkraj | +66 2611 3592/93 | chaiyon.r@fnsyus.com
 Napaporn Klongvanitchakij | +66 2611 3582/83 | napaporn.k@fnsyus.com
 Pannapak Thongsukmark | +66 2611 3575/76 | pannapak.t@fnsyus.com
 Rattana Detphattharakoson | +66 2611 3580/71 | rattana.d@fnsyus.com

Thailand Equity Sales:

Thailand Equity Trading:

THIS UNEDITED REPORT IS PREPARED UNDER TIME CONSTRAINT BY FSS INTERNATIONAL INVESTMENT ADVISORY SECURITIES CO., LTD. (FSSIA). ALL VIEWS EXPRESSED IN THIS REPORT ACCURATELY REFLECT THE PERSONAL VIEW OF THE ANALYST(S) WITH REGARD TO ANY AND ALL OF THE SUBJECT SECURITIES, COMPANIES OR ISSUERS MENTIONED IN THIS REPORT; AND (II) NO PART OF THE COMPENSATION OF THE ANALYST(S) WAS, IS, OR WILL BE, DIRECTLY OR INDIRECTLY, RELATED TO THE SPECIFIC RECOMMENDATIONS OR VIEWS EXPRESSED HEREIN. The information herein has been obtained from sources believed to be reliable and accurate; however FSSIA makes no representation as to the accuracy and completeness of such information. Information and opinions expressed herein are subject to change without notice. FSSIA has no intention to solicit investors to buy or sell any security in this report.

Published Reports

ICHITAN GROUP (ICHI TB) - Bright summer on Tansansu outlook; Maintain BUY TP THB14.00 - Transfer of Coverage

Management set aggressive 2023 targets

Management has set 2023 growth targets which include 1) total revenue growth of 15% to THB7.3b; 2) a gross margin above 20% (vs 18.7% in 2022); and 3) maintaining SG&A to sales at 7-8% (vs 7.3% in 2022). Key drivers for its 2023 revenue growth should come from 1) ready-to-drink green tea revenue growth at 7-10% y-y; 2) non-tea revenue growth at 20%; 3) the revenue target for Tansansu at THB500m, increasing from THB55m in 4Q22; 4) export revenue growth at 6% y-y; and 5) OEM customer revenue of THB100m, increasing from THB27m in 2022.

NPD and OEM should support utilisation rate in 2023

We expect ICHI's 2023 gross margin to recover to 20%, supported by declining raw material & packaging costs and a higher utilisation rate at 68% (vs 60% in 2022). Aside from that, ICHI should be able to reduce sugar content with its new beverage formula to avoid the negative impact from the sugar excise tax, which will increase from April 2023 onward. SG&A to sales should rise to 8.5% in 2023 from 7.3% in 2022, in line with the pre-Covid level. The company has hired a Korean artist named Mark Tuan, one of GOT7's members, to be Tansansu's presenter. The contract period would be around six months from March to September 2023. We project a 2023 net profit of THB732m (+14% y-y) – an eight-year high.

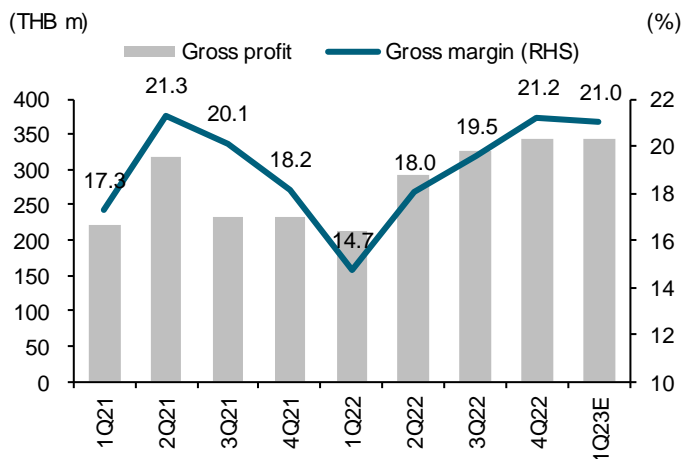
Expect 1Q23 net profit to hit a record high

We forecast a 1Q23 net profit of THB205m (+15% q-q, +97% y-y) thanks to the high season, which should support a higher utilisation rate, and declining packaging costs. In particular, the company has expanded the distribution of Tansansu to more modern trade channels, which should drive total revenue upward both q-q and y-y. In addition, its 1Q23 gross margin should jump y-y to 21% from 14.7% in 1Q22 (vs 21.2% in 4Q22). Hence, we expect 1Q23 net profit to hit a record high.

Recommend BUY for solid growth expected in 1H23

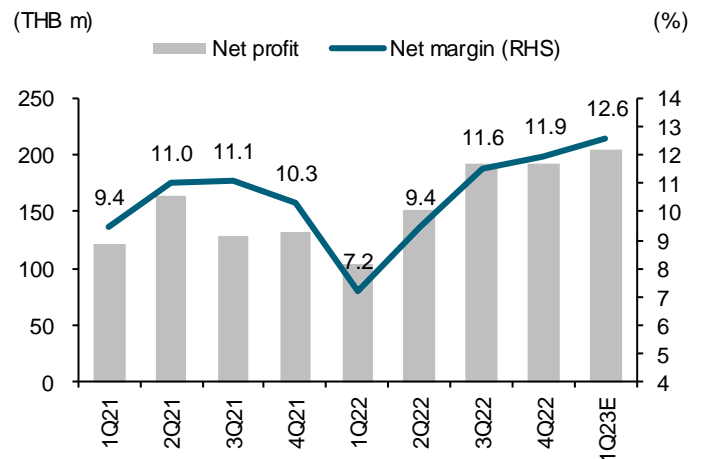
We rate ICHI with a BUY call and a TP of THB14, based on 25x 2023E P/E, in line with its five-year historical average. We like its strong balance sheet with a low D/E and IBD/E of 0.2x and 0.01x, respectively. ICHI announced a 2022 DPS of THB0.6 (payout 121%), implying a high dividend yield of 4.7%. This report represents FSSIA's continuation of coverage of ICHI, which was previously published under FSS Research.

Exhibit 1: Quarterly gross profit and gross margin



Sources: ICHI, FSSIA estimate

Exhibit 2: Quarterly net profit and net margin



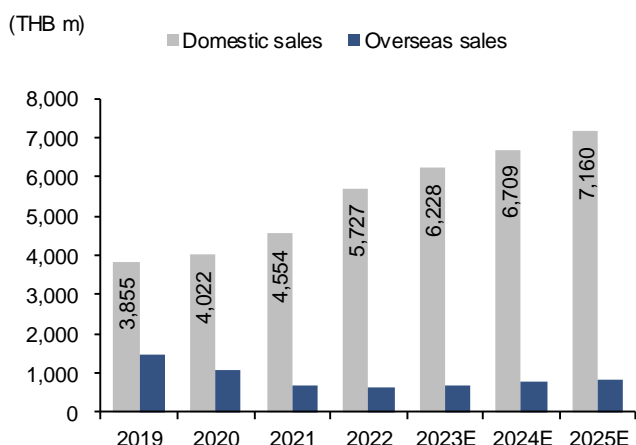
Sources: ICHI, FSSIA estimate

Exhibit 3: Key assumptions for ICHI

Assumptions	Actual	Forecast			Growth (%)		
	2022	2023E	2024E	2025E	2023E	2024E	2025E
Domestic revenue (THB m)	5,727	6,228	6,709	7,160	8.7	7.7	6.7
RTD green tea	4,405	4,713	5,090	5,446	7.0	8.0	7.0
OEM	29	59	65	71	100.0	10.0	10.0
Non-tea and other	1,293	1,456	1,554	1,643	12.6	6.7	5.7
Overseas revenue (THB m)	613	687	755	831	12.0	10.0	10.0
Total revenue (THB m)	6,340	6,914	7,464	7,991	9.1	7.9	7.1
Gross profit (THB m)	1,172	1,383	1,508	1,630	18.0	9.0	8.1
Gross margin (%)	18.5	20.0	20.2	20.4	1.5	0.2	0.2
SG&A expenses (THB m)	465	588	634	679	26.3	7.9	7.1
SG&A to sales (%)	7.3	8.5	8.5	8.5	1.2	0.0	0.0
Profit (loss) sharing (THB m)	82	90	97	104	9.3	7.9	7.1
Reported net profit (THB m)	642	732	802	872	14.0	9.6	8.8
Net margin (%)	10.1	10.6	10.7	10.9	0.5	0.2	0.2
Core profit (THB m)	651	732	802	872	12.5	9.6	8.8
Core margin (%)	10.3	10.6	10.7	10.9	0.3	0.2	0.2

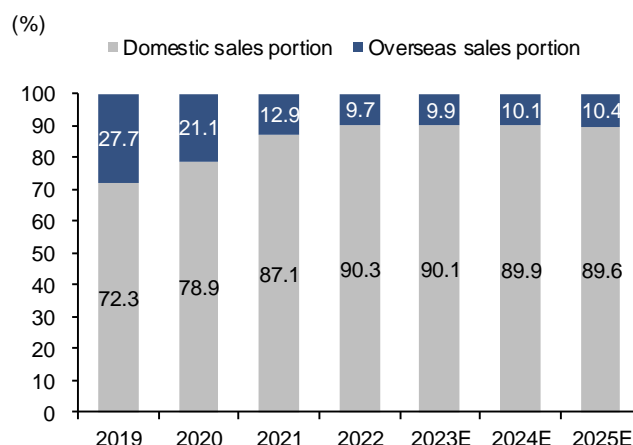
Note: Change of items in percentage terms are represented in ppt change
 Sources: ICHI, FSSIA estimates

Exhibit 4: Yearly total revenue breakdown by destination



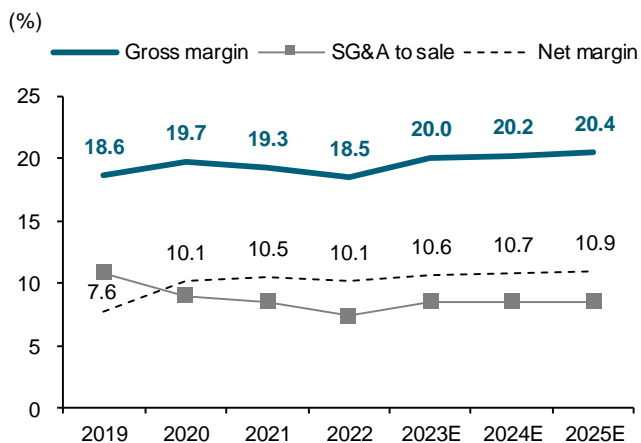
Sources: ICHI, FSSIA estimates

Exhibit 5: Yearly revenue proportions by destination



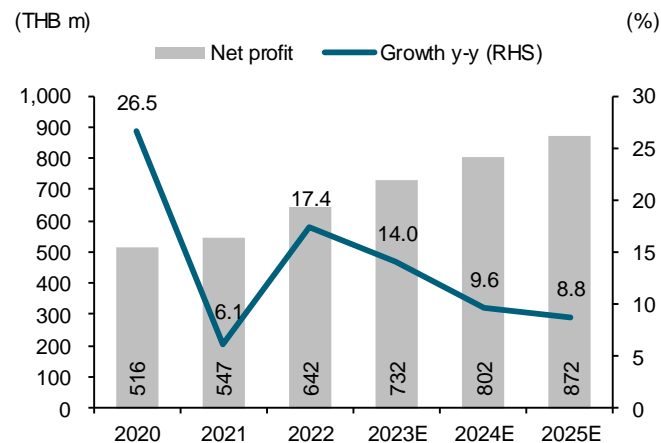
Sources: ICHI, FSSIA estimates

Exhibit 6: Yearly profitability



Sources: ICHI, FSSIA estimates

Exhibit 7: Yearly net profit and growth



Sources: ICHI, FSSIA estimates

DUSIT THANI (DUSIT TB) - Accelerating into a growth stage; Maintain BUY TP THB18.00

Promising outlook for hotel business

We attended the analyst meeting on 14 March and came away with a positive view. DUSIT expects revenue to jump by 30-35% (relatively in line with our estimate) in 2023, driven by its hotel portfolio. The owned-hotel OCC rate should jump from 59% to 70%, and ADR should exceed the pre-Covid level by 10-15%. In addition, DUSIT plans to open one owned hotel (ASAI Bangkok Sathorn) in 2Q23 and 13 managed hotels in 2023, bringing the hotels in its portfolio to 62 in total (10 owned and 52 managed). Overall, the hotel business should turn profitable this year.

Food and education businesses are in recovery mode

The food business should also recover on the resumption of international school catering in Thailand and Vietnam. Bonjour Bakery should supply OEM products to its partner, PTT Oil and Retail Business (OR TB, BUY, TP THB26). DUSIT plans to spin off its food business in the next few years. For the education business, DUSIT expects more students at Dusit Thani College and Le Cordon Bleu Dusit Culinary School.

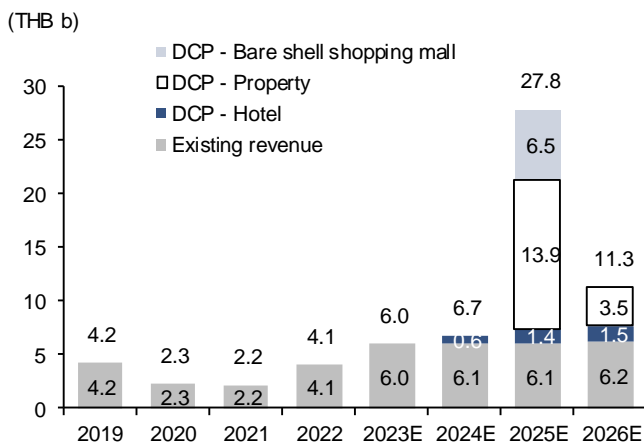
Dusit Central Park (DCP) to drive earnings in 2024-25

The DCP project faced some delays due to Covid, and the hotel project is scheduled to open in mid-2024 (1Q24 previously). The office building, retail building and residences should open in 2025. We estimate the DCP project to contribute a recurring profit of up to THB230m-260m in 2025, consisting of a THB100m-110m profit from the new flagship hotel (based on DUSIT's 70% share), THB50m-60m share income from the shopping mall, and THB80m-90m from hotel management and brand loyalty fees.

2024E profit revision due to slight delay of DCP project

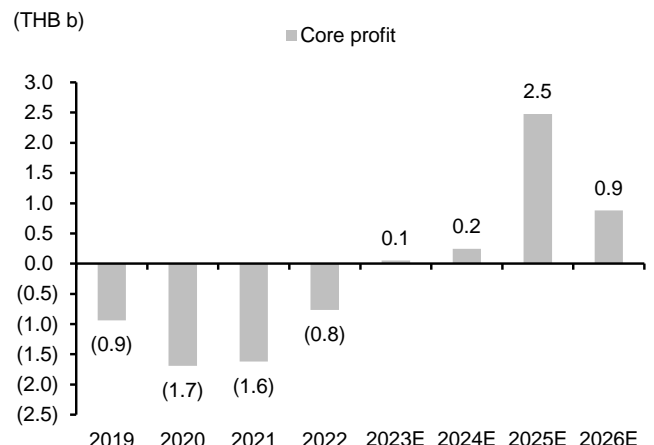
We revise down our 2023-24E profit from THB109m-365m to THB51m-245m due to pre-operating expenses and the delayed DCP project. We maintain our 2025-26E and 2023 DCF-TP of THB18/shr, consisting of 1) a core business value of THB16.1/shr; and 2) a DCP residential project value of THB1.9/shr. DUSIT is trading at an attractive valuation of 28x 2025E P/E (based on 2025E recurring profit excluding residential sales of THB360m). Earnings improvements from a turnaround in 2023, a surge in 2024 on DCP's opening, and peaking in 2025 from residential sales should be re-rating catalysts for its share price.

Exhibit 8: Revenue forecast



Note: Excludes non-recurring items
Sources: DUSIT; FSSIA estimates

Exhibit 9: Core profit forecast



Sources: DUSIT; FSSIA estimates

Exhibit 10: Forecast revisions

	Current				Previous		Change	
	2023E (THB m)	2024E (THB m)	2025E (THB m)	2026E (THB m)	2023E (THB m)	2024E (THB m)	2023E (%)	2024E (%)
Total normalised revenue	5,987	6,711	27,822	11,267	5,541	7,117	8	(6)
Existing hotel revenue	4,273	4,776	4,894	4,992	3,794	4,008	13	19
Other business revenue	1,714	1,299	1,175	1,209	1,747	1,819	(2)	(29)
DCP project revenue	-	636	21,753	5,066	-	1,290	-	(51)
EBITDA margin* (%)	11.4	15.2	16.8	0.0	18.2	22.7	(7)	(8)
Core profit	51	245	2,475	882	109	365	(53)	(33)
Key assumptions								
Existing hotel - OCC rate (%)	70	74	74	74	72	73	(2)	1
Existing ADR (THB)	3,971	4,090	4,172	4,255	3,791	3,904	5	5
DCP - OCC rate (%)		67	70	75		67		0
DCP -ADR (THB)		10,182	10,487	10,802		10,182		0

Note: EBITDA margin excludes other income and non-recurring items
Source: FSSIA estimates

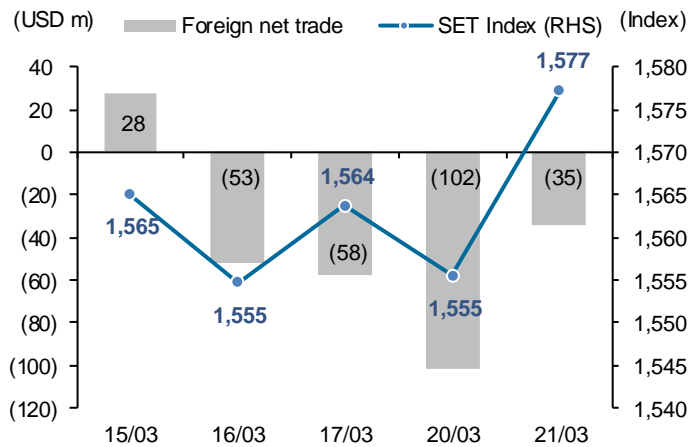
Economic news

- [Yellen says banking stabilizing, US may intervene more if needed](#) BANGKOK POST: WASHINGTON - The US banking sector is "stabilizing" after the recent failures of Silicon Valley Bank and Signature Bank rattled the industry, Treasury Secretary Janet Yellen said.
- [Analysts pick modest Fed rate increase](#) BANGKOK POST: Kasikorn Research Center (KResearch) expects the Federal Reserve to increase interest rates by 0.25% on Wednesday to tame inflation as the banking crisis in the US and Europe has eased somewhat.
- [Industry applauds election clarity](#) BANGKOK POST: Companies eye short political vacuum. Thailand's general election is scheduled for May 14, with early ballots cast on May 7, according to a recent statement from the Election Commission.
- [Rice panel eyes 6% increase in output](#) BANGKOK POST: The government's marketing-led production strategy calls for rice output of 29.3 million tonnes of paddy for the 2023/24 season.

Corporate news

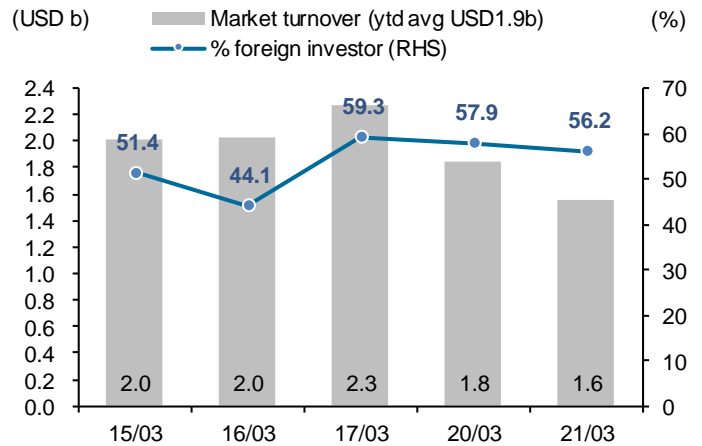
- [Spring Airlines sees recovery in flights](#) BANGKOK POST: Flights between Thailand and China on Spring Airlines have recovered to 50% of pre-pandemic levels and are expected to resume normal frequencies this year, aided by high demand and a forecast of 5% Chinese GDP growth.
- [New power plan will support renewables](#) BANGKOK POST: Energy authorities expect to launch a new national power development plan (PDP) in an effort to better promote and support greater use of renewable energy.
- [Board of Investment to continue work despite polls](#) BANGKOK POST: The Board of Investment's (BoI) ability to approve new investment applications and hold roadshows in foreign countries will remain intact after Prime Minister Prayut Chan-o-cha dissolved parliament on Monday.
- [CRG allots B1.46bn for expansion plan](#) BANGKOK POST: Central Restaurants Group (CRG) looks set to spend almost 1.5 billion baht to expand its food business this year.
- [New tax reduction for land and buildings comes into effect](#) BANGKOK POST: A 15% reduction in the land and building tax has taken effect, says Fiscal Policy Office (FPO) director-general Pornchai Thiraveja.
- [Singha Estate eyes 34% revenue growth](#) BANGKOK POST: Developer Singha Estate Plc wants revenue to grow by 34% to 17 billion baht this year as its tourism business, which contributes more than two-thirds of total revenue, enjoys a strong rebound.
- [Ericsson predicts 5G reaching 50% of subscriptions by 2025](#) BANGKOK POST: Fifth Generation (5G) subscriber numbers in Thailand are projected to reach 50% of total mobile subscriptions by 2025 thanks to monetisation models and more affordable smartphones, says Swedish networking and tech firm Ericsson.
- [EU antitrust officials raid Red Bull](#) BANGKOK POST: BRUSSELS: European Union antitrust investigators have raided the energy drink maker Red Bull over suspicions it abused its dominance in the wildly popular market, officials said Tuesday.
- [Egco invests B30bn to raise capacity by 1GW](#) BANGKOK POST: Electricity Generating Plc (Egco), the power generation arm of Electricity Generating Authority of Thailand, plans to spend 30 billion baht on growing its power business this year by increasing capacity by 1 gigawatt.
- [Gold mine reopens after 6 years](#) BANGKOK POST: PHICHIT: The Akara gold mine, also known as Chatree gold mine, resumed operations on Tuesday after a six-year suspension.
- [Google starts rolling out Bard chatbot](#) BANGKOK POST: Google begins public release of Bard chatbot, seeking users and feedback to gain ground on Microsoft in a fast-moving race to capitalise on AI technology.
- [KBank benefits from challenger bank initiative](#) BANGKOK POST: Kasikornbank (KBank) reports surging usage of its digital platforms six months after launching its "challenger bank" programme to enable more people to engage with its services and products, simplifying banking through the use of advanced technology.
- [Bangkok business travel cost rises to \\$278 a day](#) BANGKOK POST: The cost of business travel to Bangkok has risen moderately by 4%, making it the 24th most expensive destination in Asia, while Singapore ranks second after Hong Kong this year, says ECA International (ECA).
- [Firms unfazed by US woes](#) BANGKOK POST: The collapse of US banks is expected to have only a minor impact on Thai companies and the overall Thai economy, according to the latest business survey by the University of the Thai Chamber of Commerce (UTCC).
- [Iberry dusts off overseas growth](#) BANGKOK POST: Iberry Group, the operator of ThongSmith and Kub Kao Kub Pla Thai restaurant, plans to expand its food business overseas this year.
- [Limited appetite for overseas excursions](#) BANGKOK POST: While there were heavy bookings for April under the government's domestic hotel subsidy scheme, the number of outbound tourists during the Songkran holiday period remains low.

Exhibit 11: Foreign fund flow and SET Index



Source: Bloomberg

Exhibit 12: Foreign participation



Source: Bloomberg

Exhibit 13: Index performance

	SET Index		Index performance (% change)								
	Index	(%chg)	Energy	Bank	Comu	Commerce	Food	Property	Construct	Transport	Petrochem
% of SET Index			21%	9%	8%	11%	7%	6%	3%	8%	2%
Current	1,577.18	1.4	2.3	1.0	2.6	1.5	1.5	0.3	1.1	0.5	1.1
-5D	1,523.89	3.5	3.6	3.0	6.6	3.8	2.3	3.0	1.9	4.5	0.5
-1M	1,668.63	(5.5)	(7.6)	(4.1)	(2.4)	(3.6)	(5.6)	(5.9)	(5.0)	(5.2)	(9.6)
-3M	1,609.94	(2.0)	(7.9)	(3.2)	4.2	(1.5)	(1.6)	(3.1)	(3.2)	(5.4)	(6.3)
-6M	1,633.45	(3.4)	(13.2)	(2.6)	(1.1)	6.1	(4.2)	0.6	(3.1)	(5.3)	(6.2)
-1Y	1,673.87	(5.8)	(11.1)	(12.1)	(17.6)	(7.5)	(7.5)	4.7	(10.5)	0.3	(15.3)
WTD	1,563.67	0.9	1.9	(0.3)	2.9	1.8	0.5	(0.5)	1.5	(0.2)	0.9
MTD	1,622.35	(2.8)	(3.5)	(3.9)	0.7	(1.0)	(4.6)	(4.5)	(1.5)	(4.4)	(5.6)
QTD	1,668.66	(5.5)	(11.6)	(5.1)	2.0	(5.5)	(4.5)	(6.3)	(5.8)	(7.5)	(9.1)
End of 2022	1,668.66	(5.5)	(11.6)	(5.1)	2.0	(5.5)	(4.5)	(6.3)	(5.8)	(7.5)	(9.1)

Source: Bloomberg

Exhibit 14: Trade by investor types

	SET Index		Exchange rate (USD:THB)	SET Index		Equity trading / Net position				Bond Net foreign (USD m)
	Index	Change (y-y%)		Average daily turnover (THB m)	Average daily turnover (USD m)	Foreign (USD m)	Retail (USD m)	PropTrade (USD m)	Local Inst (USD m)	
2019	1,579.84	1.0	31.06	52,468	1,689	(1,496)	(662)	477	1,681	(502)
2020	1,449.35	(8.3)	31.29	67,335	2,152	(8,287)	6,873	459	953	(1,005)
2021	1,657.62	14.4	32.00	88,443	2,764	(1,632)	3,630	435	(2,330)	6,550
2022	1,668.66	15.1	34.78	53,589	1,541	5,362	(656)	56	(4,758)	4,111
2023YTD	1,577.18	(5.5)	33.90	65,792	1,941	(1,571)	1,606	(41)	5	254
1Q22	1,695.24	6.8	33.03	89,343	2,705	3,369	(904)	32	(2,495)	2,613
2Q22	1,568.33	(1.2)	34.38	70,765	2,058	72	128	11	(211)	663
3Q22	1,589.51	(1.0)	36.42	66,215	1,818	1,076	(92)	(21)	(963)	24
4Q22	1,668.66	0.7	36.35	57,767	1,589	1,443	(533)	(116)	(795)	2,928
1Q23	1,577.18	(7.0)	33.98	65,764	1,936	(1,571)	1,606	(41)	5	254
Jul-22	1,576.41	3.6	36.35	58,263	1,603	128	155	(12)	(271)	(96)
Aug-22	1,638.93	0.0	35.85	70,698	1,972	1,603	(961)	(99)	(543)	583
Sep-22	1,589.51	(1.0)	37.04	69,683	1,881	(655)	714	91	(148)	(463)
Oct-22	1,608.76	(0.9)	37.94	59,450	1,567	227	220	(19)	(428)	(427)
Nov-22	1,635.36	4.3	36.33	60,261	1,659	847	(282)	(69)	(497)	1,813
Dec-22	1,668.66	0.7	34.79	53,589	1,541	369	(470)	(28)	130	1,542
Jan-23	1,671.46	1.4	33.23	68,181	2,052	545	15	172	(733)	822
Feb-23	1,622.35	(3.7)	34.09	63,203	1,854	(1,273)	835	34	403	(1,115)
Mar-23	1,577.18	(7.0)	34.61	65,907	1,904	(843)	755	(248)	334	547
2023YTD	1,577.18	(4.9)	33.90	65,792	1,941	(1,571)	1,606	(41)	5	254
15/03/2023	1,565.00		34.64	69,699	2,012	28	(57)	(16)	45	94
16/03/2023	1,554.65		34.43	69,666	2,024	(53)	76	0	(24)	(64)
17/03/2023	1,563.67		34.07	73,535	2,158	(58)	13	(8)	53	63
20/03/2023	1,555.45		34.11	62,838	1,842	(102)	102	(5)	5	(181)
21/03/2023	1,577.18		34.31	53,355	1,555	(35)	(28)	(1)	63	53

Source: Bloomberg

Exhibit 15: Upcoming events

Date Time	Event	Survey	Actual	Prior
03/21/2023 03/24	Car Sales	Feb	--	65579
03/23/2023 03/28	Customs Exports YoY	Feb	-6.15%	-4.50%
03/23/2023 03/28	Customs Imports YoY	Feb	1.90%	5.50%
03/23/2023 03/28	Customs Trade Balance	Feb	-\$1150m	-\$4650m
03/24/2023 14:30	Foreign Reserves	Mar-17	--	\$218.6b
03/24/2023 14:30	Forward Contracts	Mar-17	--	\$27.2b
03/29/2023 11:00	Capacity Utilization ISIC	Feb	--	62.31
03/29/2023 11:00	Mfg Production Index ISIC NSA YoY	Feb	-1.70%	-4.35%
03/29/2023 14:00	BoT Benchmark Interest Rate	Mar-29	--	1.50%
03/31/2023 14:00	BoP Current Account Balance	Feb	--	-\$2002m
03/31/2023 14:30	Exports YoY	Feb	--	-3.40%
03/31/2023 14:30	Exports	Feb	--	\$20352m
03/31/2023 14:30	Imports YoY	Feb	--	9.10%
03/31/2023 14:30	Imports	Feb	--	\$23022m
03/31/2023 14:30	Trade Balance	Feb	--	-\$2670m
03/31/2023 14:30	BoP Overall Balance	Feb	--	\$3751m
04/03/2023 07:30	S&P Global Thailand PMI Mfg	Mar	--	54.8
04/03/2023 14:30	Business Sentiment Index	Mar	--	50.6
04/05/2023 10:30	CPI Core YoY	Mar	--	1.93%
04/05/2023 10:30	CPI NSA MoM	Mar	--	-0.12%
04/05/2023 10:30	CPI YoY	Mar	--	3.79%
04/07/2023 04/17	Consumer Confidence	Mar	--	52.6
04/07/2023 04/17	Consumer Confidence Economic	Mar	--	46.8

Source: Bloomberg

Exhibit 16: Management trading

Company	Management	Securities	Transaction	Shares	Price (THB)	Action	Value (THBm)
JMT Network Services (JMT)	Somsak Atisairakul	Common Shares	3/20/2023	1,300,000	46.46	Buy	60.40
C.I.GROUP (CIG)	Theera Poomsanoh	Common Shares	3/16/2023	400,000,000	0.50	Sell	200.00
T S Flour Mill (TMILL)	Prapas Chutimaworapan	Common Shares	3/20/2023	1,000	3.94	Buy	0.00
Thailand Carpet Mngf (TCMC)	Pimol Srivikorn	Common Shares	3/16/2023	616,000	1.75	Buy	1.08
Thailand Carpet Mngf (TCMC)	Pimol Srivikorn	Common Shares	3/20/2023	410,700	1.73	Buy	0.71
Thai Sugar Terminal (TSTE)	Prapas Chutimaworapan	Common Shares	3/20/2023	30,000	7.68	Buy	0.23
Thai Wah (TWPC)	Ho Ren Hua	Warrant	3/17/2023	41,100	4.75	Buy	0.20
Thai Wah (TWPC)	Ho Ren Hua	Warrant	3/21/2023	41,100	-	Sell	n/a
Thanulux (TNL)	Kittichai Treerachataphong	Common Shares	3/20/2023	281,350	33.06	Buy	9.30
Nova Empire (NOVA)	Pornpassorn Chaipinyo	Common Shares	3/21/2023	100	11.30	Buy	0.00
BGT Corporation (BGT)	Nantarika Chansue	Common Shares	3/17/2023	41,400	1.00	Buy	0.04
BGT Corporation (BGT)	Nopdol Tumwattana	Common Shares	3/17/2023	65,800	1.02	Buy	0.07
People's Garment (PG)	Piranart Chokwatana	Common Shares	3/20/2023	2,000	7.95	Buy	0.02
Project Planning Service (PPS)	Phongthon Tharachai	Common Shares	3/15/2023	500,000	0.70	Sell	0.35
Peace and Living (PEACE)	Chumpol Phornprapha	Common Shares	3/20/2023	5,400	4.20	Buy	0.02
Peace and Living (PEACE)	Vitoon Ngarmboonanant	Common Shares	3/20/2023	180,000	4.19	Buy	0.75
President Automobile Industries (PACO)	Tanest Lertkajornkitti	Common Shares	3/16/2023	39,400	2.48	Buy	0.10
President Automobile Industries (PACO)	Tanest Lertkajornkitti	Common Shares	3/20/2023	10,600	2.48	Buy	0.03
Micro Leasing (MICRO)	Rotsanan Yingthaweesak	Common Shares	3/16/2023	46,600	3.33	Buy	0.16
Micro Leasing (MICRO)	Rotsanan Yingthaweesak	Common Shares	3/17/2023	5,000	3.36	Buy	0.02
Right Tunnelling (RT)	Mechaya Kaewduangdee	Common Shares	3/16/2023	10,000	0.95	Buy	0.01
Right Tunnelling (RT)	Visit Coothongkul	Common Shares	3/20/2023	100,000	1.01	Buy	0.10
V.L. Enterprise (VL)	Chutipak Klinsuwan	Common Shares	3/21/2023	208,300	1.22	Buy	0.25
Sikarin (SKR)	Suriyan Kojonroj	Common Shares	3/20/2023	110,000	8.80	Buy	0.97
S Khonkaen Foods (SORKON)	Jarunpoj Rujirasopon	Common Shares	3/20/2023	46,700	5.05	Buy	0.24
Sabuy Technology (SABUY)	Taswan Boonanan	Warrant	3/20/2023	15,014	5.25	Sell	0.08
Sabuy Technology (SABUY)	Taswan Boonanan	Common Shares	3/20/2023	20,000	11.20	Sell	0.22
Siamraj (SR)	Torchok Laoluechai	Common Shares	3/15/2023	20,000	1.39	Sell	0.03
Haad Thip (HTC)	Colonel Patchara Rattakul	Common Shares	3/20/2023	256,000	30.97	Sell	7.93
Regional Container Lines (RCL)	Twinchok Tanthuwanit	Common Shares	3/20/2023	20,000	27.25	Buy	0.55
R&B Food Supply (RBF)	Petchara Ratanapoompinyo	Common Shares	3/20/2023	82,800	11.53	Buy	0.95
Ekachai Medical Care (EKH)	Suthipong Tangsajajapoj	Common Shares	3/20/2023	25,000	7.85	Buy	0.20
Osotspa (OSP)	Pratharn Chairprasit	Common Shares	3/16/2023	14,600	31.41	Sell	0.46
Osotspa (OSP)	Pratharn Chairprasit	Common Shares	3/16/2023	45,600	31.41	Sell	1.43

Source: SEC

Exhibit 17: Upcoming XM [1/3]

Symbol	X-Date	Meeting Date	Agenda
AJA	22/03/2023	27/04/2023	Capital increase,Omitted dividend payment
CMAN	22/03/2023	28/04/2023	Cash dividend payment,The issuance of debentures
CPNREIT	22/03/2023	26/04/2023	To certify the Minutes of the 2022 Annual General Meeting of Trust Unitholders, To acknowledge CPNREIT's operating performance for the year 2022, To acknowledge CPNREIT's financial statements for the year ended 31 December 2565
JKN	22/03/2023	26/04/2023	Omitted dividend payment
SYNTEC	22/03/2023	28/04/2023	Omitted dividend payment
WIN	22/03/2023	27/04/2023	Omitted dividend payment
APP	23/03/2023	26/04/2023	Cash dividend payment
CMR	23/03/2023	27/04/2023	Capital increase,Cash dividend payment,Connected transaction
DHOUSE	23/03/2023	27/04/2023	Capital increase,Omitted dividend payment
KGEN	23/03/2023	20/04/2023	Omitted dividend payment,Capital increase,The issuance of convertible securities
META	23/03/2023	28/04/2023	Capital increase, Changing the director(s), To consider and certify the minutes of the 2022 Annual General Meeting of Shareholders was held on April 28, 2022
MILL	23/03/2023	26/04/2023	Capital increase,The issuance of convertible securities,Omitted dividend payment,Decrease the Company's registered capital
NATION	23/03/2023	12/04/2023	Omitted dividend payment
PLE	23/03/2023	27/04/2023	Omitted dividend payment
RABBIT	23/03/2023	27/04/2023	Omitted dividend payment
ROCK	23/03/2023	28/04/2023	Omitted dividend payment
SHREIT	23/03/2023	27/04/2023	To acknowledge the previous Minutes for Extraordinary General Meeting of the unitholders of SHREIT No.1/2022 dated 6 December 2022, To acknowledge the performance report of SHREIT for 2022
SLM	23/03/2023	27/04/2023	Omitted dividend payment,the amendment to the Company's Articles of Association to comply with current applicable laws,Capital increase
STEC	23/03/2023	28/04/2023	Cash dividend payment
STPI	23/03/2023	26/04/2023	Omitted dividend payment
TMILL	23/03/2023	27/04/2023	Cash dividend payment
TSI	23/03/2023	25/04/2023	Omitted dividend payment,Changing the director(s)
TSTE	23/03/2023	27/04/2023	Cash dividend payment,To consider change the company name from Thai Sugar Terminal Public Company Limited to TSTE Public Company Limited including amendment to the Memorandum of Association and related documents
B	24/03/2023	25/04/2023	Capital increase,Omitted dividend payment
BTNC	24/03/2023	24/04/2023	Omitted dividend payment
CIG	24/03/2023	24/04/2023	Omitted dividend payment,Capital increase,The issuance of convertible securities,Changing the director(s)
EE	24/03/2023	21/04/2023	Omitted dividend payment
HYDRO	24/03/2023	25/04/2023	Omitted dividend payment,Capital increase
ICC	24/03/2023	24/04/2023	Cash dividend payment,Connected transaction,Consideration of an amendment to Clause 3 of the Memorandum of Association
ITD	24/03/2023	26/04/2023	Omitted dividend payment,the adding of 1 clause of the Company's objectives, and amendment of Clause 3 of the Memorandum of Association
LEE	24/03/2023	27/04/2023	Cash dividend payment,The amend the Company's Articles of Association
M-PAT	24/03/2023	21/04/2023	To acknowledge the Minute of the 2022 Annual General Meeting of Unitholder of MFC Patong Heritage Property Fund through Electronic Platform, To acknowledge the significant matters of the Fund's management and future outlook
NOVA	24/03/2023	26/04/2023	Omitted dividend payment,Changing the director(s)
NRF	24/03/2023	24/04/2023	Cash dividend payment,Changing the director(s)
OISHI	24/03/2023	03/05/2023	The delisting of securities
PB	24/03/2023	28/04/2023	Cash dividend payment,Changing the director(s)
SABUY	24/03/2023	26/04/2023	Capital increase,Cash and stock dividend payment,The amendment to the Articles of Association of the Company ,Acquisition and disposition of assets
SDC	24/03/2023	20/04/2023	Omitted dividend payment,Changing the director(s)
TNL	24/03/2023	25/04/2023	Cash dividend payment,Consideration for the approval of the Partial Business Transfer (PBT)
TPS	24/03/2023	27/04/2023	Cash dividend payment,Capital increase
TRUE	24/03/2023	28/04/2023	The issuance of debentures, To acknowledge the report on the result of business operation of the Company
TVO	24/03/2023	28/04/2023	Cash dividend payment,To consider and approve the amendment of the Articles of Association of the Company and delegation of relevant authority
WAVE	24/03/2023	25/04/2023	Omitted dividend payment,the change of the Company's name, company's seal and the amendment of Memorandum of Association and the Articles of Association of the Company
YGG	24/03/2023	26/04/2023	Cash dividend payment
DUSIT	27/03/2023	28/04/2023	Omitted dividend payment
FE	27/03/2023	27/04/2023	Cash dividend payment
FNS	27/03/2023	25/04/2023	Cash dividend payment
NNCL	27/03/2023	25/04/2023	Cash dividend payment,To approve more Company Objective- To approve the Memorandum of Association Clause 3(Company Objective)

Source: SET

Exhibit 18: Upcoming XM [2/3]

Symbol	X-Date	Meeting Date	Agenda
SAUCE	27/03/2023	25/04/2023	Cash dividend payment
SQ	27/03/2023	12/04/2023	Cash dividend payment, The issuance of debentures
SRIPANWA	27/03/2023	27/04/2023	The introduction and information made by the chairman, To consider and acknowledge the minutes of 2022 Annual General Meeting of Trust Unitholders
UP	27/03/2023	19/04/2023	Omitted dividend payment
UPF	27/03/2023	19/04/2023	Cash dividend payment
UREKA	27/03/2023	24/04/2023	Omitted dividend payment, amendment to the Articles of Association of the Company
W	27/03/2023	28/04/2023	Omitted dividend payment, Changing the director(s)
ALL	28/03/2023	24/04/2023	Capital increase, Omitted dividend payment
AS	28/03/2023	25/04/2023	Cash dividend payment, Changing the director(s)
GIFT	28/03/2023	20/04/2023	Omitted dividend payment, The issuance of debentures
IMH	28/03/2023	29/04/2023	Cash dividend payment
OTO	28/03/2023	25/04/2023	Omitted dividend payment
PPPM	28/03/2023	28/04/2023	Omitted dividend payment, Changing the director(s), The amendment of Clause 47 of the Company's Articles of Association to be conform with the change of the Company's Seal
SAPPE	28/03/2023	27/04/2023	Cash dividend payment, Changing the director(s), Company's registered capital decrease- Amendment to the Memorandum of Association of the Company
SKY	28/03/2023	21/04/2023	Capital increase, The issuance of debentures, Omitted dividend payment
SORKON	28/03/2023	25/04/2023	Cash dividend payment, Capital increase
SUC	28/03/2023	20/04/2023	Cash dividend payment
TFMAMA	28/03/2023	27/04/2023	Cash dividend payment
TNPF	28/03/2023	28/04/2023	Matters to be informed by the chairman to the Meeting (for acknowledgement), To adopt the minutes of the 2022 Annual General Meeting of Unitholders of the Fund (for consideration)
TRV	28/03/2023	28/04/2023	Capital increase, Omitted dividend payment
CGH	29/03/2023	26/04/2023	Omitted dividend payment
DREIT	29/03/2023	25/04/2023	To consider and acknowledge the resolution of DREIT's Annual General Meeting No. 1/2022, To consider and acknowledge the performance of DREIT for the year 2022
EMC	29/03/2023	27/04/2023	Omitted dividend payment, Capital increase
JCK	29/03/2023	28/04/2023	Omitted dividend payment
LHHOTEL	29/03/2023	28/04/2023	Connected Transaction, Capital Increase, Acquisition or Disposition of Assets, To acknowledge the minutes of the Annual General Meeting of the Unitholders for the Year 2022, To acknowledge the operations results for the year 2022
LHPF	29/03/2023	26/04/2023	To acknowledge the minutes of the previous meeting, To acknowledge the significant changes and major developments of the LHPF for the year 2022, To acknowledge the LHPF's 2022 operating performance.
LHSC	29/03/2023	25/04/2023	To acknowledge the minutes of the previous meeting, To acknowledge the significant changes and major developments of the LHSC for the year 2022, To acknowledge the LHSC's 2022 operating performance.
PERM	29/03/2023	27/04/2023	Omitted dividend payment
PRIME	29/03/2023	26/04/2023	Capital increase, The issuance of debentures, Omitted dividend payment, Changing the director(s)
PRTR	29/03/2023	20/04/2023	Consider and Approve the change/amendment to the Company's Articles of Association to be in line with the Public Limited Companies Act (No. 4), Omitted dividend payment, Changing the director(s)
QHHR	29/03/2023	26/04/2023	To acknowledge the minutes of the previous meeting, To acknowledge significant changes and major developments of the fund for the year 2022, To acknowledge the QHHR's 2022 operating results
QHPF	29/03/2023	25/04/2023	To acknowledge the minutes of the previous meeting, To acknowledge the significant changes and major developments of the QHPF for the year 2022, To acknowledge the QHPF's 2022 operating performance
SMT	29/03/2023	27/04/2023	Cash dividend payment
WHART	29/03/2023	25/04/2023	To report the performance of WHART Trust for the year 2022, To report the financial statements of WHART Trust for the year 2022, To report the appointment of auditors of WHART Trust for the year 2023
BVG	30/03/2023	25/04/2023	Cash dividend payment, To Consider and Approve the Amendment of the Company's Articles of Association
CEN	30/03/2023	28/04/2023	Omitted dividend payment, consider and approve the appointment 2 directors, Capital increase
CPI	30/03/2023	27/04/2023	Cash dividend payment
EGATIF	30/03/2023	24/04/2023	To acknowledge the Minutes of the 2022 Annual General Meeting of Unitholders, To acknowledge the Fund's significant management and future direction in management
FANCY	30/03/2023	28/04/2023	Omitted dividend payment
GJS	30/03/2023	28/04/2023	Omitted dividend payment, Changing the director(s)
GSTEEL	30/03/2023	28/04/2023	Omitted dividend payment, Changing the director(s)
HEMP	30/03/2023	27/04/2023	Omitted dividend payment, Capital increase
KBSPIF	30/03/2023	27/04/2023	To acknowledge the Minutes of the 2022 Annual General Meeting of Unitholders, To acknowledge the Fund's significant management and future direction in management
MK	30/03/2023	26/04/2023	Cash dividend payment, Changing the director(s)
RAM	30/03/2023	28/04/2023	Cash dividend payment, Capital increase
SAWANG	30/03/2023	24/04/2023	Omitted dividend payment

Source: SET

Exhibit 19: Upcoming XM [3/3]

Symbol	X-Date	Meeting Date	Agenda
THMUI	30/03/2023	26/04/2023	Omitted dividend payment
CRANE	31/03/2023	27/04/2023	Omitted dividend payment
DIMET	31/03/2023	28/04/2023	Capital increase,Omitted dividend payment
SDC	31/03/2023	27/04/2023	Omitted dividend payment,Changing the director(s),Capital increase,The issuance of convertible securities,Connected transaction
STOWER	31/03/2023	27/04/2023	Omitted dividend payment,Capital increase,Change of par value,Amendment of Articles of Association
AIMCG	03/04/2023	28/04/2023	-
AIMIRT	03/04/2023	28/04/2023	-
IFEC	03/04/2023	27/04/2023	Omitted dividend payment
BE8	04/04/2023	27/04/2023	Capital increase,Cash and stock dividend payment,Changing the director(s),The issuance of convertible securities
TRC	04/04/2023	26/04/2023	Omitted dividend payment
CSR	05/04/2023	27/04/2023	Cash dividend payment
ZIGA	07/04/2023	28/04/2023	Omitted dividend payment

Source: SET

Exhibit 20: Upcoming XR

Symbol	X-Date	Announce Date	Rights for	Subscription Price	Unit	Subscription Ratio (Holding:New)	Subscription Period	Allotted Shares (Shares)
JKN	22/03/2023	31/01/2023	Common	3	Baht	2 : 1	11/04/2023 - 19/04/2023	510043387
CIG	24/03/2023	13/03/2023	Warrants	-	Baht	6 : 1	-	289030750
TVDH	10/04/2023	03/03/2023	Warrants	0.3	Baht	3 : 1	15/05/2023 - 19/05/2023	570532715
KKP	27/04/2023	03/03/2023	Warrants	-	Baht	12 : 1	-	70562592
KKP	27/04/2023	03/03/2023	Warrants	-	Baht	12 : 1	-	70562592
CIG	28/04/2023	13/03/2023	Common	0.5	Baht	2 : 1	24/05/2023 - 07/06/2023	867092251
CIG	28/04/2023	13/03/2023	Warrants	-	Baht	6 : 1	-	144515375
K	28/04/2023	28/02/2023	Warrants	-	Baht	6 : 1	-	79922412
PROS	28/04/2023	23/02/2023	Warrants	-	Baht	2 : 1	-	274356000
SKY	28/04/2023	03/02/2023	Common	13	Baht	20 : 1	22/05/2023 - 26/05/2023	31213329
TMC	28/04/2023	23/02/2023	Warrants	0.05	Baht	3 : 1	12/06/2023 - 16/06/2023	152924574
B	02/05/2023	13/03/2023	Common	0.06	Baht	1 : 6	22/05/2023 - 26/05/2023	20761555194
INET	02/05/2023	27/02/2023	Warrants	-	Baht	5 : 1	-	100008315
KGEN	03/05/2023	03/03/2023	Common	1	Baht	5 : 1	02/06/2023 - 09/06/2023	224883460
DEMCO	08/05/2023	08/03/2023	Warrants	-	Baht	5 : 1	-	146068850
DV8	08/05/2023	23/02/2023	Common	0.6	Baht	1 : 1	12/06/2023 - 19/06/2023	715208096
DV8	08/05/2023	23/02/2023	Warrants	-	Baht	2 : 1	-	357604048
IP	08/05/2023	28/02/2023	Warrants	-	Baht	4 : 1	-	93130131
AKR	11/05/2023	28/02/2023	Warrants	-	Baht	5 : 1	-	294306571
MILL	11/05/2023	10/03/2023	Warrants	0.02	Baht	4 : 1	-	1388673991
TEAMG	11/05/2023	23/02/2023	Warrants	-	Baht	5 : 1	-	136000000
TMI	11/05/2023	22/02/2023	Warrants	-	Baht	2 : 1	-	335720445
DOD	12/05/2023	22/02/2023	Common	4	Baht	17 : 1	07/06/2023 - 13/06/2023	25552382
BE8	29/05/2023	16/03/2023	Warrants	-	Baht	20 : 1	-	13235463
NUSA	14/06/2023	01/03/2023	Warrants	-	Baht	5 : 1	-	2761893722

Source: SET

Exhibit 21: Upcoming XD [1/6]

Symbol	X-Date	Dividend (per Share)	Unit	Operation Period	Source of Dividend	Payment Date	Price	Div Yield	Par
CMAN	22/3/2023	0.04	Baht	01/01/2022 - 31/12/2022	NP	26/5/2023	2.30	1.7%	1
CMR	23/3/2023	0.066	Baht	01/01/2022 - 31/12/2022	Both	25/5/2023	2.66	2.5%	0.1
STEC	23/3/2023	0.3	Baht	01/01/2022 - 31/12/2022	NP	-	13.00	2.3%	1
TMILL	23/3/2023	0.13	Baht	01/01/2022 - 31/12/2022	NP	25/5/2023	3.98	3.3%	1
TSTE	23/3/2023	0.14	Baht	01/01/2022 - 31/12/2022	NP	26/5/2023	7.65	1.8%	0.5
LEE	24/3/2023	0.03	Baht	01/01/2022 - 31/12/2022	NP	18/5/2023	2.40	1.3%	1
TVO	24/3/2023	0.85	Baht	01/07/2022 - 31/12/2022	NP	19/5/2023	27.50	3.1%	1
SQ	27/3/2023	0.11	Baht	01/01/2022 - 31/12/2022	NP	11/5/2023	1.98	5.6%	1
UPF	27/3/2023	2.85	Baht	-	RE	10/5/2023	58.00	4.9%	10
AS	28/3/2023	0.23	Baht	01/01/2022 - 31/12/2022	NP	9/5/2023	14.60	1.6%	0.5
IMH	28/3/2023	0.14	Baht	-	RE	25/5/2023	12.00	1.2%	0.5
SUC	28/3/2023	1.5	Baht	-	RE	10/5/2023	31.00	4.8%	10
BVG	30/3/2023	0.04	Baht	01/07/2022 - 31/12/2022	NP	11/5/2023	7.20	0.6%	0.5
CPI	30/3/2023	0.21	Baht	01/01/2022 - 31/12/2022	NP	19/5/2023	3.26	6.4%	1
RAM	30/3/2023	0.3	Baht	01/01/2022 - 31/12/2022	NP	26/5/2023	53.25	0.6%	0.1
COTTO	31/3/2023	0.04	Baht	-	RE	21/4/2023	2.12	1.9%	1
Q-CON	31/3/2023	0.75	Baht	01/01/2022 - 31/12/2022	NP	21/4/2023	16.20	4.6%	1
THCOM	3/4/2023	0.5	Baht	01/01/2022 - 31/12/2022	NP	26/4/2023	14.10	3.5%	5
DCC	4/4/2023	0.011	Baht	01/10/2022 - 31/12/2022	NP	27/4/2023	2.28	0.5%	0.1
SCGP	4/4/2023	0.35	Baht	01/01/2022 - 31/12/2022	NP	24/4/2023	47.00	0.7%	1
GLORY	5/4/2023	0.06	Baht	01/01/2022 - 31/12/2022	NP	26/4/2023	4.24	1.4%	0.5
CHEWA	7/4/2023	0.0183	Baht	01/01/2022 - 31/12/2022	NP	28/4/2023	0.70	2.6%	1
GPI	7/4/2023	0.04	Baht	-	RE	27/4/2023	1.80	2.2%	0.5
SCC	7/4/2023	2	Baht	01/07/2022 - 31/12/2022	NP	25/4/2023	320.00	0.6%	1
SMPC	7/4/2023	0.4	Baht	01/07/2022 - 31/12/2022	NP	28/4/2023	12.20	3.3%	1
ATP30	10/4/2023	0.03	Baht	01/01/2022 - 31/12/2022	NP	28/4/2023	1.36	2.2%	0.25
BANPU	10/4/2023	0.75	Baht	01/07/2022 - 31/12/2022	NP	28/4/2023	10.50	7.1%	1
BPP	10/4/2023	0.3	Baht	01/07/2022 - 31/12/2022	NP	26/4/2023	15.40	1.9%	10
QTC	10/4/2023	0.2	Baht	01/01/2022 - 31/12/2022	NP	26/4/2023	4.74	4.2%	1
J	11/4/2023	0.03	Baht	01/01/2022 - 31/12/2022	NP	2/5/2023	3.38	0.9%	1
JMART	11/4/2023	0.66	Baht	01/07/2022 - 31/12/2022	NP	3/5/2023	24.60	2.7%	1
JMT	11/4/2023	0.59	Baht	01/07/2022 - 31/12/2022	NP	2/5/2023	47.50	1.2%	0.5
KWC	11/4/2023	10	Baht	01/01/2022 - 31/12/2022	NP	24/4/2023	259.00	3.9%	10
TTB	12/4/2023	0.053	Baht	01/01/2022 - 31/12/2022	NP	3/5/2023	1.36	3.9%	0.95
GC	17/4/2023	0.15	Baht	01/07/2022 - 31/12/2022	NP	28/4/2023	5.35	2.8%	0.5
KBANK	17/4/2023	3.5	Baht	-	RE	3/5/2023	132.00	2.7%	10
S11	17/4/2023	0.1	Baht	01/01/2022 - 31/12/2022	NP	3/5/2023	5.05	2.0%	1
SCB	17/4/2023	5.19	Baht	01/01/2022 - 31/12/2022	NP	3/5/2023	102.00	5.1%	10
TMT	17/4/2023	0.15	Baht	01/01/2022 - 31/12/2022	Both	3/5/2023	7.50	2.0%	1
UKEM	17/4/2023	0.015	Baht	-	RE	3/5/2023	1.27	1.2%	0.25
KGI	18/4/2023	0.355	Baht	01/01/2022 - 31/12/2022	NP	9/5/2023	5.00	7.1%	1
KTB	18/4/2023	0.682	Baht	-	RE	3/5/2023	16.80	4.1%	5.15
KTB-P	18/4/2023	0.8365	Baht	-	RE	3/5/2023	153.00	0.5%	5.15
KTC	18/4/2023	1.15	Baht	01/01/2022 - 31/12/2022	NP	3/5/2023	53.50	2.1%	1
RS	18/4/2023	10 : 1 Share		-	RE	3/5/2023	15.40	-	1
RS	18/4/2023	0.011111112	Baht	-	RE	3/5/2023	15.40	0.1%	1
TCAP	18/4/2023	1.9	Baht	-	RE	3/5/2023	44.00	4.3%	10
TCAP-P	18/4/2023	1.9	Baht	-	RE	3/5/2023	560.00	0.3%	10
TIPCO	18/4/2023	0.7	Baht	01/01/2022 - 31/12/2022	Both	3/5/2023	9.60	7.3%	1
TOG	18/4/2023	0.43	Baht	01/07/2022 - 31/12/2022	NP	3/5/2023	9.30	4.6%	1
FTE	19/4/2023	0.06	Baht	01/07/2022 - 31/12/2022	NP	9/5/2023	1.62	3.7%	0.5
HMPRO	19/4/2023	0.21	Baht	01/07/2022 - 31/12/2022	NP	3/5/2023	14.10	1.5%	1
PJW	19/4/2023	0.05	Baht	-	RE	3/5/2023	4.38	1.1%	0.5
STA	19/4/2023	0.28	Baht	01/01/2022 - 31/12/2022	Both	8/5/2023	20.80	1.3%	1

Source: SET

Exhibit 22: Upcoming XD [2/6]

Symbol	X-Date	Dividend (per Share)	Unit	Operation Period	Source of Dividend	Payment Date	Price	Div Yield	Par
STA	19/4/2023	0.72	Baht	01/01/2022 - 31/12/2022	NP	8/5/2023	20.80	3.5%	1
STGT	19/4/2023	0.25	Baht	01/01/2022 - 31/12/2022	NP	8/5/2023	10.60	2.4%	0.5
TIDLOR	19/4/2023	0.292	Baht	01/01/2022 - 31/12/2022	NP	8/5/2023	23.50	1.2%	3.7
TIDLOR	19/4/2023	8 : 1 Share		01/01/2022 - 31/12/2022	NP	8/5/2023	23.50	-	3.7
TPLAS	19/4/2023	0.1	Baht	01/01/2022 - 31/12/2022	NP	3/5/2023	2.34	4.3%	0.5
YUASA	19/4/2023	0.346	Baht	01/01/2022 - 31/12/2022	NP	3/5/2023	14.10	2.5%	1
AIT	20/4/2023	0.17	Baht	01/01/2022 - 31/12/2022	NP	9/5/2023	5.80	2.9%	1
JR	20/4/2023	0.09	Baht	01/01/2022 - 31/12/2022	NP	9/5/2023	6.60	1.4%	0.5
MAJOR	20/4/2023	0.25	Baht	01/01/2022 - 31/12/2022	NP	3/5/2023	16.80	1.5%	1
NER	20/4/2023	0.31	Baht	01/07/2022 - 31/12/2022	NP	9/5/2023	5.85	5.3%	0.5
THANA	20/4/2023	0.07	Baht	01/01/2022 - 31/12/2022	NP	9/5/2023	2.56	2.7%	1
BBL	21/4/2023	3	Baht	-	RE	12/5/2023	151.50	2.0%	10
PSL	21/4/2023	0.25	Baht	-	RE	9/5/2023	14.10	1.8%	1
TISCO	21/4/2023	7.75	Baht	01/01/2022 - 31/12/2022	Both	10/5/2023	100.50	7.7%	10
TISCO-P	21/4/2023	7.75	Baht	01/01/2022 - 31/12/2022	Both	10/5/2023	1,346.00	0.6%	10
CH	24/4/2023	0.06	Baht	-	RE	12/5/2023	3.46	1.7%	0.5
CIMBT	24/4/2023	0.0115	Baht	01/01/2022 - 31/12/2022	NP	10/5/2023	0.80	1.4%	0.5
BGC	25/4/2023	0.12	Baht	01/10/2022 - 31/12/2022	NP	17/5/2023	9.80	1.2%	5
FPI	25/4/2023	0.08	Baht	01/07/2022 - 31/12/2022	NP	-	2.56	3.1%	0.25
III	25/4/2023	0.4	Baht	01/01/2022 - 31/12/2022	NP	16/5/2023	13.90	2.9%	0.5
SMART	25/4/2023	0.0365	Baht	01/01/2022 - 31/12/2022	Both	17/5/2023	0.85	4.3%	0.5
UBA	25/4/2023	0.0459	Baht	01/01/2022 - 31/12/2022	NP	-	1.55	3.0%	0.5
WFX	25/4/2023	0.21	Baht	01/01/2022 - 31/12/2022	NP	15/5/2023	4.48	4.7%	1
EASTW	26/4/2023	0.09	Baht	01/07/2022 - 31/12/2022	NP	19/5/2023	4.96	1.8%	1
GUNKUL	26/4/2023	0.06	Baht	01/01/2022 - 31/12/2022	Both	18/5/2023	3.78	1.6%	0.25
KCC	26/4/2023	0.0212	Baht	01/01/2022 - 31/12/2022	NP	17/5/2023	6.35	0.3%	0.5
SKR	26/4/2023	0.08	Baht	01/01/2022 - 31/12/2022	NP	10/5/2023	8.85	0.9%	0.5
AAI	27/4/2023	0.2	Baht	01/07/2022 - 31/12/2022	Both	16/5/2023	6.10	3.3%	1
AUCT	27/4/2023	0.305	Baht	01/07/2022 - 31/12/2022	Both	19/5/2023	11.40	2.7%	0.25
HTECH	27/4/2023	0.04	Baht	01/07/2022 - 31/12/2022	NP	19/5/2023	3.36	1.2%	1
JDF	27/4/2023	0.02	Baht	01/01/2022 - 31/12/2022	NP	18/5/2023	2.72	0.7%	0.5
KKP	27/4/2023	1.5	Baht	01/01/2022 - 31/12/2022	NP	18/5/2023	63.00	2.4%	10
MAKRO	27/4/2023	0.33	Baht	01/01/2022 - 31/12/2022	NP	17/5/2023	38.50	0.9%	0.5
MINT	27/4/2023	0.25	Baht	01/01/2022 - 31/12/2022	Both	18/5/2023	32.25	0.8%	1
MTC	27/4/2023	0.95	Baht	01/01/2022 - 31/12/2022	NP	17/5/2023	33.00	2.9%	1
NSL	27/4/2023	0.3	Baht	01/01/2022 - 31/12/2022	NP	16/5/2023	21.70	1.4%	1
PDJ	27/4/2023	0.1	Baht	01/01/2022 - 31/12/2022	NP	15/5/2023	3.00	3.3%	1
PDJ	27/4/2023	10 : 1 Share		-	RE	15/5/2023	3.00	-	1
PDJ	27/4/2023	0.011111	Baht	-	RE	15/5/2023	3.00	0.4%	1
POLY	27/4/2023	0.08	Baht	01/01/2022 - 31/12/2022	Both	-	11.30	0.7%	1
QH	27/4/2023	0.1	Baht	01/07/2022 - 31/12/2022	NP	18/5/2023	2.38	4.2%	1
RBF	27/4/2023	0.1	Baht	01/01/2022 - 31/12/2022	NP	15/5/2023	11.80	0.8%	1
SAK	27/4/2023	0.137	Baht	01/01/2022 - 31/12/2022	NP	18/5/2023	6.40	2.1%	1
SAMCO	27/4/2023	0.1	Baht	01/01/2022 - 31/12/2022	NP	17/5/2023	1.57	6.4%	1
SFLEX	27/4/2023	0.03	Baht	01/01/2022 - 31/12/2022	NP	22/5/2023	3.62	0.8%	0.5
SGC	27/4/2023	0.11	Baht	01/01/2022 - 31/12/2022	NP	18/5/2023	3.24	3.4%	1
SRICHA	27/4/2023	0.2	Baht	-	RE	17/5/2023	8.90	2.2%	1
SUN	27/4/2023	0.1	Baht	01/01/2022 - 31/12/2022	NP	19/5/2023	4.38	2.3%	0.5
TKC	27/4/2023	0.4	Baht	01/01/2022 - 31/12/2022	NP	19/5/2023	23.00	1.7%	1
TM	27/4/2023	0.05	Baht	01/01/2022 - 31/12/2022	NP	16/5/2023	2.48	2.0%	0.5
TPCH	27/4/2023	0.183	Baht	01/01/2022 - 31/12/2022	NP	18/5/2023	6.85	2.7%	1
WHAUP	27/4/2023	0.1	Baht	01/01/2022 - 31/12/2022	Both	17/5/2023	3.90	2.6%	1
ALUCON	28/4/2023	10	Baht	01/01/2022 - 31/12/2022	NP	15/5/2023	183.50	5.4%	10
ASW	28/4/2023	0.5226	Baht	01/01/2022 - 31/12/2022	NP	18/5/2023	8.25	6.3%	1

Source: SET

Exhibit 23: Upcoming XD [3/6]

Symbol	X-Date	Dividend (per Share)	Unit	Operation Period	Source of Dividend	Payment Date	Price	Div Yield	Par
AYUD	28/4/2023	0.26	Baht	01/01/2022 - 31/12/2022	NP	24/5/2023	39.00	0.7%	1
CEYE	28/4/2023	0.15	Baht	01/01/2022 - 31/12/2022	Both	18/5/2023	4.96	3.0%	0.5
CHG	28/4/2023	0.075	Baht	01/01/2022 - 31/12/2022	NP	-	3.68	2.0%	0.1
DTCENT	28/4/2023	0.002222222	Baht	01/01/2022 - 31/12/2022	NP	19/5/2023	1.71	0.1%	0.5
DTCENT	28/4/2023	25 : 1 Share		01/01/2022 - 31/12/2022	NP	19/5/2023	1.71	-	0.5
DTCI	28/4/2023	0.35	Baht	-	RE	18/5/2023	32.25	1.1%	10
IHL	28/4/2023	0.1	Baht	01/01/2022 - 31/12/2022	NP	18/5/2023	2.92	3.4%	1
MENA	28/4/2023	0.03	Baht	01/01/2022 - 31/12/2022	NP	19/5/2023	2.62	1.1%	0.5
MFC	28/4/2023	1.5	Baht	01/01/2022 - 31/12/2022	NP	18/5/2023	23.20	6.5%	1
NEW	28/4/2023	4	Baht	01/01/2022 - 31/12/2022	NP	18/5/2023	103.50	3.9%	10
NRF	28/4/2023	0.03	Baht	01/01/2022 - 31/12/2022	NP	22/5/2023	5.80	0.5%	1
PCSGH	28/4/2023	0.2	Baht	01/07/2022 - 31/12/2022	Both	18/5/2023	5.00	4.0%	1
PREB	28/4/2023	0.5	Baht	01/01/2022 - 31/12/2022	NP	-	8.55	5.8%	1
RSP	28/4/2023	0.21	Baht	01/01/2022 - 31/12/2022	Both	18/5/2023	2.72	7.7%	1
SCG	28/4/2023	0.05	Baht	-	RE	19/5/2023	4.64	1.1%	1
SO	28/4/2023	0.2	Baht	01/07/2022 - 31/12/2022	NP	17/5/2023	8.65	2.3%	1
TPBI	28/4/2023	0.2	Baht	01/01/2022 - 31/12/2022	NP	19/5/2023	4.76	4.2%	1
TWPC	28/4/2023	0.2158	Baht	-	RE	19/5/2023	4.82	4.5%	1
AHC	2/5/2023	1.18	Baht	01/01/2022 - 31/12/2022	NP	23/5/2023	17.90	6.6%	1
AMARC	2/5/2023	0.02	Baht	01/01/2022 - 31/12/2022	NP	19/5/2023	2.54	0.8%	0.5
AMARC	2/5/2023	0.08	Baht	-	RE	19/5/2023	2.54	3.1%	0.5
BAM	2/5/2023	0.55	Baht	01/01/2022 - 31/12/2022	NP	23/5/2023	13.40	4.1%	5
BIS	2/5/2023	0.0625	Baht	01/07/2022 - 31/12/2022	NP	22/5/2023	7.70	0.8%	0.5
CHOTI	2/5/2023	8.5	Baht	01/01/2022 - 31/12/2022	NP	23/5/2023	136.00	6.3%	10
CPALL	2/5/2023	0.75	Baht	01/01/2022 - 31/12/2022	NP	19/5/2023	62.75	1.2%	1
CPANEL	2/5/2023	0.17	Baht	01/01/2022 - 31/12/2022	NP	-	9.65	1.8%	1
DMT	2/5/2023	0.38	Baht	01/01/2022 - 31/12/2022	NP	25/5/2023	13.40	2.8%	5.2
DMT	2/5/2023	0.12	Baht	-	RE	25/5/2023	13.40	0.9%	5.2
ESSO	2/5/2023	0.3	Baht	01/01/2022 - 31/12/2022	NP	22/5/2023	8.70	3.4%	4.9338
HTC	2/5/2023	0.97	Baht	01/07/2022 - 31/12/2022	NP	19/5/2023	31.00	3.1%	1
INET	2/5/2023	0.1061	Baht	01/01/2022 - 31/12/2022	NP	22/5/2023	5.15	2.1%	1
L&E	2/5/2023	0.061	Baht	-	RE	17/5/2023	1.84	3.3%	1
LHFG	2/5/2023	0.01	Baht	01/01/2022 - 31/12/2022	NP	19/5/2023	1.07	0.9%	1
LPH	2/5/2023	0.1	Baht	01/01/2022 - 31/12/2022	NP	19/5/2023	5.50	1.8%	0.5
MFEC	2/5/2023	0.4	Baht	01/01/2022 - 31/12/2022	NP	19/5/2023	7.95	5.0%	1
MGT	2/5/2023	0.08	Baht	01/07/2022 - 31/12/2022	NP	16/5/2023	3.28	2.4%	0.5
MODERN	2/5/2023	0.06	Baht	01/01/2022 - 31/12/2022	NP	17/5/2023	3.10	1.9%	1
MOSHI	2/5/2023	0.1	Baht	01/01/2022 - 31/12/2022	NP	23/5/2023	47.25	0.2%	1
MOSHI	2/5/2023	10 : 1 Share		01/01/2022 - 31/12/2022	NP	23/5/2023	47.25	-	1
NETBAY	2/5/2023	0.8162	Baht	01/01/2022 - 31/12/2022	NP	17/5/2023	25.75	3.2%	1
PIMO	2/5/2023	0.042	Baht	01/07/2022 - 31/12/2022	NP	23/5/2023	2.00	2.1%	0.25
PR9	2/5/2023	0.29	Baht	01/01/2022 - 31/12/2022	NP	19/5/2023	19.80	1.5%	1
PRAKIT	2/5/2023	1	Baht	01/01/2022 - 31/12/2022	NP	23/5/2023	13.00	7.7%	1
SAWAD	2/5/2023	1.8	Baht	01/01/2022 - 31/12/2022	Both	19/5/2023	49.75	3.6%	1
SC	2/5/2023	0.17	Baht	01/07/2022 - 31/12/2022	NP	18/5/2023	4.18	4.1%	1
SCAP	2/5/2023	0.8	Baht	01/01/2022 - 31/12/2022	Both	16/5/2023	27.25	2.9%	5
SNNP	2/5/2023	0.23	Baht	01/07/2022 - 31/12/2022	NP	19/5/2023	22.00	1.0%	0.5
SORKON	2/5/2023	0.1	Baht	01/01/2022 - 31/12/2022	NP	22/5/2023	5.15	1.9%	1
SVI	2/5/2023	0.26	Baht	01/01/2022 - 31/12/2022	NP	16/5/2023	9.55	2.7%	1
THIP	2/5/2023	1.75	Baht	01/01/2022 - 31/12/2022	NP	22/5/2023	33.25	5.3%	1
ACG	3/5/2023	0.0133	Baht	01/01/2022 - 31/12/2022	Both	-	1.51	0.9%	0.5
AKP	3/5/2023	0.025	Baht	01/01/2022 - 31/12/2022	NP	25/5/2023	1.91	1.3%	0.5
AMATA	3/5/2023	0.4	Baht	01/01/2022 - 31/12/2022	NP	19/5/2023	21.90	1.8%	1
AMATAV	3/5/2023	0.07	Baht	01/01/2022 - 31/12/2022	NP	18/5/2023	6.80	1.0%	0.5

Source: SET

Exhibit 24: Upcoming XD [4/6]

Symbol	X-Date	Dividend (per Share)	Unit	Operation Period	Source of Dividend	Payment Date	Price	Div Yield	Par
APCO	3/5/2023	0.155	Baht	01/01/2022 - 31/12/2022	Both	22/5/2023	5.05	3.1%	0.5
APP	3/5/2023	0.14	Baht	01/01/2022 - 31/12/2022	NP	-	2.92	4.8%	0.5
BE8	3/5/2023	0.005	Baht	01/01/2022 - 31/12/2022	NP	12/5/2023	59.00	0.0%	0.5
BE8	3/5/2023	10 : 1 Share		01/01/2022 - 31/12/2022	NP	12/5/2023	59.00	-	0.5
BJC	3/5/2023	0.65	Baht	01/01/2022 - 31/12/2022	NP	24/5/2023	38.25	1.7%	1
BLA	3/5/2023	0.28	Baht	-	RE	-	28.00	1.0%	1
BRI	3/5/2023	0.721	Baht	01/01/2022 - 31/12/2022	NP	-	12.00	6.0%	0.5
CIVIL	3/5/2023	0.02	Baht	01/01/2022 - 31/12/2022	NP	24/5/2023	2.66	0.8%	1
CKP	3/5/2023	0.085	Baht	01/01/2022 - 31/12/2022	Both	22/5/2023	3.98	2.1%	1
COLOR	3/5/2023	0.08	Baht	01/01/2022 - 31/12/2022	Both	25/5/2023	1.66	4.8%	1
CPR	3/5/2023	0.089	Baht	01/01/2022 - 31/12/2022	NP	26/5/2023	4.66	1.9%	1
D	3/5/2023	7.5 : 1 Share		01/01/2022 - 31/12/2022	NP	22/5/2023	6.10	-	0.5
D	3/5/2023	0.00741	Baht	01/01/2022 - 31/12/2022	NP	22/5/2023	6.10	0.1%	0.5
EKH	3/5/2023	40 : 1 Share		01/01/2022 - 31/12/2022	NP	19/5/2023	7.95	-	0.5
EKH	3/5/2023	0.32	Baht	01/01/2022 - 31/12/2022	NP	19/5/2023	7.95	4.0%	0.5
ICC	3/5/2023	1	Baht	-	RE	23/5/2023	35.50	2.8%	1
IVL	3/5/2023	0.4	Baht	01/01/2022 - 31/12/2022	NP	19/5/2023	34.00	1.2%	1
KISS	3/5/2023	0.08	Baht	01/07/2022 - 31/12/2022	NP	-	6.75	1.2%	0.5
KTMS	3/5/2023	0.0327	Baht	-	RE	25/5/2023	4.06	0.8%	0.5
KWM	3/5/2023	0.058	Baht	01/01/2022 - 31/12/2022	Both	22/5/2023	1.97	2.9%	0.5
NYT	3/5/2023	0.22	Baht	01/01/2022 - 31/12/2022	NP	25/5/2023	3.64	6.0%	0.5
OCC	3/5/2023	0.05	Baht	-	RE	23/5/2023	10.20	0.5%	1
OSP	3/5/2023	0.45	Baht	01/07/2022 - 31/12/2022	Both	25/5/2023	31.75	1.4%	1
PAF	3/5/2023	0.0102	Baht	01/01/2022 - 31/12/2022	NP	24/5/2023	1.32	0.8%	0.51
PPS	3/5/2023	0.01	Baht	01/01/2022 - 31/12/2022	NP	24/5/2023	0.78	1.3%	0.25
PRM	3/5/2023	0.25	Baht	01/01/2022 - 31/12/2022	NP	26/5/2023	7.40	3.4%	1
RICHY	3/5/2023	32 : 1 Share		01/01/2022 - 31/12/2022	Both	26/5/2023	0.74	-	1
RICHY	3/5/2023	0.00385	Baht	01/01/2022 - 31/12/2022	Both	26/5/2023	0.74	0.5%	1
ROJNA	3/5/2023	0.3	Baht	01/01/2022 - 31/12/2022	NP	26/5/2023	6.25	4.8%	1
S&J	3/5/2023	1.7	Baht	-	RE	24/5/2023	37.50	4.5%	1
SABINA	3/5/2023	0.59	Baht	-	RE	19/5/2023	25.50	2.3%	1
SABUY	3/5/2023	4 : 1 Share		01/01/2022 - 31/12/2022	NP	19/5/2023	11.40	-	1
SABUY	3/5/2023	0.0278	Baht	01/01/2022 - 31/12/2022	NP	19/5/2023	11.40	0.2%	1
SALEE	3/5/2023	0.07	Baht	01/01/2022 - 31/12/2022	Both	25/5/2023	1.16	6.0%	0.25
SAUCE	3/5/2023	1.65	Baht	01/01/2022 - 31/12/2022	NP	19/5/2023	31.50	5.2%	1
SCN	3/5/2023	0.055	Baht	-	RE	23/5/2023	1.85	3.0%	0.5
SICT	3/5/2023	5 : 1 Share		01/01/2022 - 31/12/2022	NP	25/5/2023	9.50	-	0.5
SICT	3/5/2023	0.0112	Baht	01/01/2022 - 31/12/2022	NP	25/5/2023	9.50	0.1%	0.5
SINGER	3/5/2023	0.26	Baht	01/01/2022 - 31/12/2022	NP	19/5/2023	18.90	1.4%	1
SM	3/5/2023	0.04	Baht	01/01/2022 - 31/12/2022	NP	26/5/2023	1.98	2.0%	0.5
SMD	3/5/2023	0.5	Baht	01/01/2022 - 31/12/2022	Both	19/5/2023	8.00	6.3%	0.5
SPI	3/5/2023	0.6	Baht	-	RE	23/5/2023	68.00	0.9%	1
SSF	3/5/2023	0.4814	Baht	01/01/2022 - 31/12/2022	NP	24/5/2023	8.25	5.8%	1
SSP	3/5/2023	10 : 1 Share		01/01/2022 - 31/12/2022	Both	25/5/2023	9.00	-	1
SSP	3/5/2023	0.0611111111	Baht	01/01/2022 - 31/12/2022	Both	25/5/2023	9.00	0.7%	1
SST	3/5/2023	0.03	Baht	-	RE	-	6.35	0.5%	1
STP	3/5/2023	0.25	Baht	01/01/2022 - 31/12/2022	NP	25/5/2023	10.50	2.4%	1
SWC	3/5/2023	0.25	Baht	01/07/2022 - 31/12/2022	NP	25/5/2023	6.20	4.0%	0.5
TFG	3/5/2023	0.3	Baht	01/01/2022 - 31/12/2022	Both	23/5/2023	5.20	5.8%	1
TNL	3/5/2023	0.2	Baht	01/01/2022 - 31/12/2022	Both	24/5/2023	34.25	0.6%	1
TPCS	3/5/2023	1	Baht	01/01/2022 - 31/12/2022	NP	24/5/2023	21.00	4.8%	1
TSR	3/5/2023	0.0111	Baht	01/01/2022 - 31/12/2022	NP	19/5/2023	4.06	0.3%	1
TSR	3/5/2023	10 : 1 Share		01/01/2022 - 31/12/2022	NP	19/5/2023	4.06	-	1
WACOAL	3/5/2023	0.7	Baht	-	RE	23/5/2023	34.25	2.0%	1

Source: SET

Exhibit 25: Upcoming XD [5/6]

Symbol	X-Date	Dividend (per Share)	Unit	Operation Period	Source of Dividend	Payment Date	Price	Div Yield	Par
YGG	3/5/2023	0.067	Baht	01/10/2022 - 31/12/2022	NP	22/5/2023	7.35	0.9%	0.5
ASIAN	8/5/2023	0.4	Baht	01/07/2022 - 31/12/2022	Both	24/5/2023	11.80	3.4%	1
AU	8/5/2023	0.15	Baht	01/01/2022 - 31/12/2022	NP	23/5/2023	10.80	1.4%	0.1
AURA	8/5/2023	0.08	Baht	01/10/2022 - 31/12/2022	NP	22/5/2023	18.00	0.4%	1
CHAYO	8/5/2023	0.00111112	Baht	-	RE	-	8.30	0.0%	0.5
CHAYO	8/5/2023	50 : 1 Share		-	RE	-	8.30	-	0.5
CPF	8/5/2023	0.35	Baht	01/01/2022 - 31/12/2022	NP	25/5/2023	21.60	1.6%	1
CRC	8/5/2023	0.48	Baht	01/01/2022 - 31/12/2022	NP	26/5/2023	44.25	1.1%	1
CSS	8/5/2023	0.05	Baht	01/07/2022 - 31/12/2022	NP	25/5/2023	1.44	3.5%	0.5
FLOYD	8/5/2023	0.00617284	Baht	-	RE	25/5/2023	1.26	0.5%	0.5
FLOYD	8/5/2023	9 : 1 Share		-	RE	25/5/2023	1.26	-	0.5
FNS	8/5/2023	0.2	Baht	01/01/2022 - 31/12/2022	NP	-	3.52	5.7%	5
GTB	8/5/2023	0.02	Baht	01/01/2022 - 31/12/2022	NP	-	0.74	2.7%	0.25
HFT	8/5/2023	0.38	Baht	01/01/2022 - 31/12/2022	NP	25/5/2023	5.25	7.2%	1
HUMAN	8/5/2023	0.12	Baht	01/07/2022 - 31/12/2022	Both	25/5/2023	11.70	1.0%	0.5
ICHI	8/5/2023	0.6	Baht	01/01/2022 - 31/12/2022	Both	24/5/2023	13.10	4.6%	1
IP	8/5/2023	0.18	Baht	01/01/2022 - 31/12/2022	NP	26/5/2023	12.40	1.5%	0.5
KAMART	8/5/2023	0.08	Baht	01/01/2022 - 31/12/2022	NP	23/5/2023	7.10	1.1%	0.6
KLINIQ	8/5/2023	0.5	Baht	01/08/2022 - 31/12/2022	Both	-	38.50	1.3%	0.5
LH	8/5/2023	0.35	Baht	01/07/2022 - 31/12/2022	Both	22/5/2023	9.60	3.6%	1
MATI	8/5/2023	0.25	Baht	-	RE	25/5/2023	7.80	3.2%	1
MICRO	8/5/2023	0.036	Baht	01/01/2022 - 31/12/2022	NP	18/5/2023	3.48	1.0%	1
MITSIB	8/5/2023	20 : 1 Share		01/01/2022 - 31/12/2022	Both	19/5/2023	1.10	-	0.5
MITSIB	8/5/2023	0.0025	Baht	01/01/2022 - 31/12/2022	Both	19/5/2023	1.10	0.2%	0.5
MK	8/5/2023	0.11	Baht	-	RE	-	2.72	4.0%	1
ONEE	8/5/2023	0.16	Baht	01/07/2022 - 31/12/2022	NP	26/5/2023	6.00	2.7%	2
ORI	8/5/2023	0.57	Baht	01/07/2022 - 31/12/2022	NP	-	11.80	4.8%	0.5
PCC	8/5/2023	0.14	Baht	01/01/2022 - 31/12/2022	NP	26/5/2023	3.14	4.5%	1
PPM	8/5/2023	0.025	Baht	01/01/2022 - 31/12/2022	NP	25/5/2023	1.87	1.3%	0.5
SCM	8/5/2023	0.11	Baht	01/01/2022 - 31/12/2022	NP	22/5/2023	5.00	2.2%	0.5
SELIC	8/5/2023	30 : 1 Share		01/01/2022 - 31/12/2022	NP	25/5/2023	2.74	-	0.5
SELIC	8/5/2023	0.02217	Baht	01/01/2022 - 31/12/2022	NP	25/5/2023	2.74	0.8%	0.5
SITHAI	8/5/2023	0.04	Baht	-	RE	25/5/2023	1.54	2.6%	1
SPALI	8/5/2023	0.75	Baht	01/07/2022 - 31/12/2022	NP	23/5/2023	22.00	3.4%	1
SSSC	8/5/2023	0.185	Baht	01/01/2022 - 31/12/2022	NP	26/5/2023	2.98	6.2%	1
TACC	8/5/2023	0.19	Baht	01/01/2022 - 31/12/2022	Both	23/5/2023	5.90	3.2%	0.25
THREL	8/5/2023	0.07	Baht	01/01/2022 - 31/12/2022	NP	-	4.08	1.7%	1
THREL	8/5/2023	60 : 1 Share		01/01/2022 - 31/12/2022	NP	-	4.08	-	1
TOA	8/5/2023	0.25	Baht	01/07/2022 - 31/12/2022	NP	26/5/2023	33.00	0.8%	1
TPS	8/5/2023	0.1	Baht	-	RE	23/5/2023	3.42	2.9%	0.5
TRUBB	8/5/2023	0.12	Baht	01/01/2022 - 31/12/2022	NP	26/5/2023	1.85	6.5%	1
VIBHA	8/5/2023	0.055	Baht	01/01/2022 - 31/12/2022	NP	26/5/2023	2.66	2.1%	0.1
AMR	9/5/2023	0.05	Baht	01/01/2022 - 31/12/2022	Both	-	3.80	1.3%	0.5
AP	9/5/2023	0.65	Baht	-	RE	25/5/2023	11.80	5.5%	1
AWC	9/5/2023	0.032	Baht	01/01/2022 - 31/12/2022	Both	24/5/2023	5.45	0.6%	1
BAY	9/5/2023	0.45	Baht	-	RE	25/5/2023	28.25	1.6%	10
BBIK	9/5/2023	0.4	Baht	01/01/2022 - 31/12/2022	NP	-	111.00	0.4%	0.5
BCH	9/5/2023	0.4	Baht	01/01/2022 - 31/12/2022	NP	19/5/2023	20.00	2.0%	1
BEC	9/5/2023	0.16	Baht	-	RE	25/5/2023	8.65	1.8%	1
CSR	9/5/2023	1.11	Baht	01/01/2022 - 31/12/2022	NP	26/5/2023	70.00	1.6%	10
EASON	9/5/2023	0.06	Baht	01/01/2022 - 31/12/2022	NP	24/5/2023	1.31	4.6%	1
FE	9/5/2023	3.5	Baht	01/01/2022 - 31/12/2022	Both	25/5/2023	200.00	1.8%	10
HPT	9/5/2023	0.0212	Baht	01/01/2022 - 31/12/2022	NP	22/5/2023	0.79	2.7%	0.25
ILM	9/5/2023	0.6	Baht	01/01/2022 - 31/12/2022	NP	22/5/2023	21.10	2.8%	5

Source: SET

Exhibit 26: Upcoming XD [6/6]

Symbol	X-Date	Dividend (per Share)	Unit	Operation Period	Source of Dividend	Payment Date	Price	Div Yield	Par
JUBILE	9/5/2023	0.35	Baht	01/07/2022 - 31/12/2022	NP	19/5/2023	25.25	1.4%	1
KUMWEL	9/5/2023	0.07	Baht	01/01/2022 - 31/12/2022	NP	26/5/2023	2.18	3.2%	0.5
LEO	9/5/2023	0.2	Baht	01/07/2022 - 31/12/2022	NP	26/5/2023	9.75	2.1%	0.5
M	9/5/2023	0.9	Baht	01/01/2022 - 31/12/2022	NP	24/5/2023	51.75	1.7%	1
MOONG	9/5/2023	0.1	Baht	01/01/2022 - 31/12/2022	NP	24/5/2023	2.16	4.6%	0.5
NFC	9/5/2023	0.18	Baht	01/01/2022 - 31/12/2022	NP	26/5/2023	4.62	3.9%	0.18
NOBLE	9/5/2023	0.2	Baht	01/01/2022 - 31/12/2022	Both	25/5/2023	4.96	4.0%	1
PF	9/5/2023	0.02	Baht	01/01/2022 - 31/12/2022	NP	-	0.39	5.1%	1
PIN	9/5/2023	0.15	Baht	01/01/2022 - 31/12/2022	Both	-	3.74	4.0%	1
PL	9/5/2023	0.11	Baht	01/01/2022 - 31/12/2022	NP	25/5/2023	2.54	4.3%	1
PRAPAT	9/5/2023	0.04	Baht	01/01/2022 - 31/12/2022	NP	24/5/2023	2.32	1.7%	0.5
PROEN	9/5/2023	0.12	Baht	01/01/2022 - 31/12/2022	NP	-	5.15	2.3%	0.5
SAPPE	9/5/2023	1.65	Baht	01/01/2022 - 31/12/2022	NP	26/5/2023	57.00	2.9%	1
SMT	9/5/2023	0.06	Baht	-	RE	25/5/2023	4.48	1.3%	1
TC	9/5/2023	0.5	Baht	01/01/2022 - 31/12/2022	NP	26/5/2023	8.65	5.8%	1
TFMAMA	9/5/2023	2.74	Baht	01/07/2022 - 31/12/2022	Both	25/5/2023	198.00	1.4%	1
TLI	9/5/2023	0.3	Baht	01/01/2022 - 31/12/2022	NP	-	12.60	2.4%	1
TPAC	9/5/2023	0.293	Baht	01/01/2022 - 31/12/2022	NP	25/5/2023	15.30	1.9%	1
WIIK	9/5/2023	0.06	Baht	01/01/2022 - 31/12/2022	NP	26/5/2023	1.80	3.3%	1
WP	9/5/2023	0.25	Baht	01/01/2022 - 31/12/2022	Both	26/5/2023	4.18	6.0%	1
ALLA	10/5/2023	0.07	Baht	01/01/2022 - 31/12/2022	NP	25/5/2023	1.44	4.9%	0.5
ARROW	10/5/2023	0.25	Baht	01/01/2022 - 31/12/2022	Both	26/5/2023	7.20	3.5%	1
ASEFA	10/5/2023	0.18	Baht	01/01/2022 - 31/12/2022	NP	25/5/2023	3.74	4.8%	1
ILINK	10/5/2023	0.2	Baht	01/01/2022 - 31/12/2022	NP	26/5/2023	7.45	2.7%	1
ITEL	10/5/2023	0.0635	Baht	01/01/2022 - 31/12/2022	NP	26/5/2023	3.30	1.9%	0.5
MEB	10/5/2023	0.05	Baht	01/01/2022 - 31/12/2022	NP	26/5/2023	36.00	0.1%	0.5
PB	10/5/2023	1.14	Baht	01/07/2022 - 31/12/2022	Both	24/5/2023	70.75	1.6%	1
SIAM	10/5/2023	0.03	Baht	01/01/2022 - 31/12/2022	NP	25/5/2023	1.57	1.9%	1
SMIT	10/5/2023	0.2	Baht	01/07/2022 - 31/12/2022	NP	26/5/2023	4.64	4.3%	1
SPC	10/5/2023	1	Baht	-	RE	23/5/2023	63.00	1.6%	1
STI	10/5/2023	0.17	Baht	01/01/2022 - 31/12/2022	NP	-	5.55	3.1%	0.5
TOPP	10/5/2023	3.82	Baht	01/01/2022 - 31/12/2022	NP	26/5/2023	162.00	2.4%	10
AKR	11/5/2023	0.045	Baht	01/01/2022 - 31/12/2022	NP	26/5/2023	0.98	4.6%	0.8
PG	11/5/2023	0.2	Baht	01/01/2022 - 31/12/2022	NP	24/5/2023	8.00	2.5%	1
SENA	11/5/2023	0.078368	Baht	01/01/2022 - 31/12/2022	NP	-	3.46	2.3%	1
TMI	11/5/2023	0.015	Baht	01/01/2022 - 31/12/2022	NP	26/5/2023	2.04	0.7%	0.25
TRU	11/5/2023	0.35	Baht	01/01/2022 - 31/12/2022	Both	25/5/2023	6.15	5.7%	1
TRU	11/5/2023	10 : 1 Share		01/01/2022 - 31/12/2022	Both	25/5/2023	6.15	-	1
WHA	11/5/2023	0.1003	Baht	01/01/2022 - 31/12/2022	NP	25/5/2023	4.12	2.4%	0.1
BRR	12/5/2023	0.2	Baht	01/01/2022 - 31/12/2022	NP	25/5/2023	6.30	3.2%	1
CHARAN	12/5/2023	2	Baht	01/01/2022 - 31/12/2022	NP	25/5/2023	31.00	6.5%	10
NNCL	12/5/2023	0.05	Baht	01/01/2022 - 31/12/2022	NP	23/5/2023	2.00	2.5%	1

Source: SET

Exhibit 27: New securities

Common Shares	Trade Date	Market	Industry	Sector	Subscription on Date	IPO Price (Baht)	Listed Shares (Shares)
ITTHI	22/03/2023	mai	Consumer Products		14/03/2023 - 16/03/2023	3	270,000,000
Derivative Warrants	Trade Date	Underlying	Issuer	DW Type	Market	Maturity Date	Exercise Price (Baht)
BABA28P2308B	22/03/2023	BABA	MACQ	Put	SET	05/09/2023	66
CHG19C2309A	22/03/2023	CHG	YUANTA	Call	SET	12/09/2023	4.88
DELTA13C2308A	22/03/2023	DELTA	KGI	Call	SET	09/08/2023	1,970.00
FORTH13C2308A	22/03/2023	FORTH	KGI	Call	SET	09/08/2023	43
IVL41C2308A	22/03/2023	IVL	JPM	Call	SET	09/08/2023	41
NEX19C2309A	22/03/2023	NEX	YUANTA	Call	SET	12/09/2023	17.3
PTT13C2308A	22/03/2023	PTT	KGI	Call	SET	09/08/2023	36
SCGP41C2308A	22/03/2023	SCGP	JPM	Call	SET	09/08/2023	59
SET5019C2306G	22/03/2023	SET50	YUANTA	Call	SET	05/07/2023	1,075.00
SET5024C2306A	22/03/2023	SET50	FSS	Call	SET	05/07/2023	1,050.00
SET5041C2309A	22/03/2023	SET50	JPM	Call	SET	04/10/2023	1,000.00
SET5041P2306E	22/03/2023	SET50	JPM	Put	SET	05/07/2023	825
SET5041P2309A	22/03/2023	SET50	JPM	Put	SET	04/10/2023	875
SINGER13C2308A	22/03/2023	SINGER	KGI	Call	SET	09/08/2023	24.4
STA19C2309A	22/03/2023	STA	YUANTA	Call	SET	12/09/2023	27.25

Source: SET

