

21 MARCH 2023

# SPOTLIGHT ON THAILAND

## Published Reports

- R&B FOOD SUPPLY (RBF TB) - Every cloud has a silver lining; Maintain BUY TP THB13.50 - Transfer of Coverage
- BANGKOK CHAIN HOSPITAL (BCH TB) - SSO operations to top up earnings; Maintain BUY TP THB25.50

## Economics

- Call to list air pollution on national agenda
- Gold skyrockets as banks still wobble

## Corporate News

- Bank of Thailand reiterates limited impact of global banking problems
- BAFS' jet fuel sales estimated to gain 40%
- Credit Suisse shares slump 64% after UBS deal
- Bitcoin near 9-month high as bank turmoil sparks rally
- Sector enters the next phase
- DTGO said to weigh Singapore REIT IPO for \$609 million UK assets
- Bol to continue work despite polls

Indices	Index as of 20-Mar-23	Change -1D (%)	Change YTD (%)	Net Foreign YTD (USD m)
Thailand SET	1,555	(0.5)	(6.8)	(1,536)
China SHCOMP	3,235	(0.5)	4.7	
Hong Kong HSI	19,001	(2.7)	(3.9)	
India SENSEX	57,629	(0.6)	(5.3)	(2,546)
Indonesia JCI	6,612	(1.0)	(3.5)	202
Korea KOSPI	2,379	(0.7)	6.4	5,110
MY FBMKLCI	1,402	(0.7)	(6.3)	
PH PCOMP	6,451	(0.3)	(1.8)	(571)
SG FSSTI	3,140	(1.4)	(3.4)	
Taiwan TWSE	15,420	(0.2)	9.1	5,760
VN VNINDEX	1,023	(2.1)	1.6	194
MSCI Emerging	943	(0.9)	(1.4)	
Nikkei 225	26,946	(1.4)	3.3	
FTSE 100	7,404	0.9	(0.6)	
CAC 40	7,013	1.3	8.3	
DAX	14,933	1.1	7.3	
Dow Jones	32,245	1.2	(2.7)	
Nasdaq	11,676	0.4	11.6	
S&P 500	3,952	0.9	2.9	
Brent	73.79	1.1	(14.1)	
Dubai	70.54	(4.7)	(10.3)	
WTI	67.64	(0.1)	(15.8)	
GOLD	1,978.84	(0.0)	8.5	
Trade data	Buy	Sell	Net	Share (%)
(THB m)	(THB m)	(THB m)	(THB m)	(THB m)
Foreign	34,656	38,137	(3,481)	58
Retail	20,236	16,742	3,493	29
Prop Trade	4,685	4,852	(167)	8
Local Institution	3,262	3,108	154	5
Total Trade	62,838	62,838	0	100
Rates	Last close	1M ago	End last yr	1yr ago
	20/3/2023	20/2/2023	30/12/2022	21/3/2022
THB/USD	34.11	34.42	34.61	33.54
Inflation *	3.79	5.02	5.89	5.28
MLR **	6.43	6.43	5.83	5.31
1Y Fixed *	1.14	1.14	0.99	0.43
Govt bond 10Y	2.41	2.58	2.64	2.22
Commodity	Last close	1M ago	End last yr	1yr ago
(USD/bbl)	20/3/2023	20/2/2023	30/12/2022	18/3/2022
Brent	73.79	84.07	85.91	107.93
Dubai	70.54	81.51	78.66	109.19
WTI	67.64	76.16	80.26	112.12
Gold	1,979	1,835	1,824	1,936
Baltic Dry	1,535	594	1,515	2,589
(USD/ton)	17-Mar-23	10-Mar-23	25-Dec-20	18-Mar-22
Coal	179.87	184.42	84.45	316.61
% change	(2.5)	(22.4)	113.0	(43.2)

\* chg y-y% last at end of most recent month end; \*\* Avg of 4 major banks;

Sources: Bloomberg, except coal from BANPU

### FSSIA Thailand Research

Jitra Amornthum, Head of Research  
 Songklod Wongchai, Strategy | +66 2611 3553 | songklod.won@fssia.com  
 Veeravat Virochpoka, Strategy | +66 2646 9821 | veeravat.v@fssia.com  
 Sureeporn Teewasuwet, Foods & Beverage | +66 2646 9972 | sureeporn.t@fssia.com  
 Thanyatorn Songwutti, Property | +66 2646 9805 | thanyatorn.s@fssia.com  
 Teerapol Udomvej, Healthcare, Tourism & Aviation | +66 2611 3535 | teerapol.u@fssia.com  
 Naruedom Mujjalinkool, ICT, Media & Transportation | +66 2611 3566 | naruedom.muj@fssia.com  
 Siriluck Pinthusoonthorn, Utilities | +66 2611 3562 | siriluck.pin@fssia.com  
 Thada Jiracharoenyong, RA | +66 2646 9964 | thada.j@fssia.com  
 Manida Sithiseree | +66 2611 3590/91 | manida.s@fnsyrus.com  
 Chaiyon Rerkriengkrai | +66 2611 3592/93 | chaiyon.r@fnsyrus.com  
 Napaporn Klongvanitchakij | +66 2611 3582/83 | napaporn.k@fnsyrus.com  
 Pannapak Thongsukmark | +66 2611 3575/76 | pannapak.t@fnsyrus.com  
 Rattana Detphattharakoson | +66 2611 3580/71 | rattana.d@fnsyrus.com

### Thailand Equity Sales:

### Thailand Equity Trading:

THIS UNEDITED REPORT IS PREPARED UNDER TIME CONSTRAINT BY FSS INTERNATIONAL INVESTMENT ADVISORY SECURITIES CO., LTD. (FSSIA). ALL VIEWS EXPRESSED IN THIS REPORT ACCURATELY REFLECT THE PERSONAL VIEW OF THE ANALYST(S) WITH REGARD TO ANY AND ALL OF THE SUBJECT SECURITIES, COMPANIES OR ISSUERS MENTIONED IN THIS REPORT; AND (II) NO PART OF THE COMPENSATION OF THE ANALYST(S) WAS, IS, OR WILL BE, DIRECTLY OR INDIRECTLY, RELATED TO THE SPECIFIC RECOMMENDATIONS OR VIEWS EXPRESSED HEREIN. The information herein has been obtained from sources believed to be reliable and accurate; however FSSIA makes no representation as to the accuracy and completeness of such information. Information and opinions expressed herein are subject to change without notice. FSSIA has no intention to solicit investors to buy or sell any security in this report.

## Published Reports

### R&B FOOD SUPPLY (RBF TB) - Every cloud has a silver lining; Maintain BUY TP THB13.50 - Transfer of Coverage

#### Manufacturer and distributor of food ingredients

RBF manufactures and distributes food ingredients, which can be divided into flavouring and food colouring, food coating, and trading products, which include food additives like preservatives, antifungal agents, citric acid, etc. The company's 2022 revenue contribution from food coating accounted for 45.1% of total revenue, followed by flavouring and food colouring (32.6%), trading products (12.9%), dried products (6.9%), frozen products (1.5%), and plastic packaging (1%).

#### Slightly positive view from latest analyst meeting

We have a slightly positive view from the analyst meeting on 15 Mar-23. Management targets 2023 total revenue growth at 15-20%, mainly from a flavouring and food colouring sales recovery, plus strong overseas sales growth. In particular, the company is adding a second factory in Indonesia which will have 3x the capacity of its first Indonesia factory. RBF has also decided to build its own food coating production line in India, with operations expected to start in 2H24. It would support India's market growth in 2025 onward.

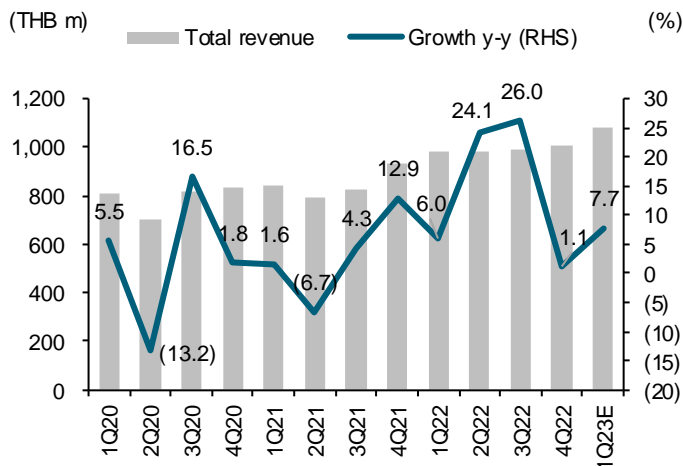
#### Expect 2023 net profit to grow solidly

In 1Q23, we expect a net profit of THB135m (+44% q-q, -17% y-y) due to a consumption recovery. Moreover, RBF's beverage customers are launching new CBD drink products, for which the CBD extract will be provided by RBF. We forecast 2023 total revenue growth at 15% y-y, and its gross margin should rise to 35.8% from 34% in 2022, supported by declining raw material prices and a better product mix. Hence, we project a 2023 net profit of THB664m (+38% y-y). Assuming in-line 1Q23 results, it would contribute around 20% of our full-year profit forecast.

#### Recommend BUY with potential upside from Indian market

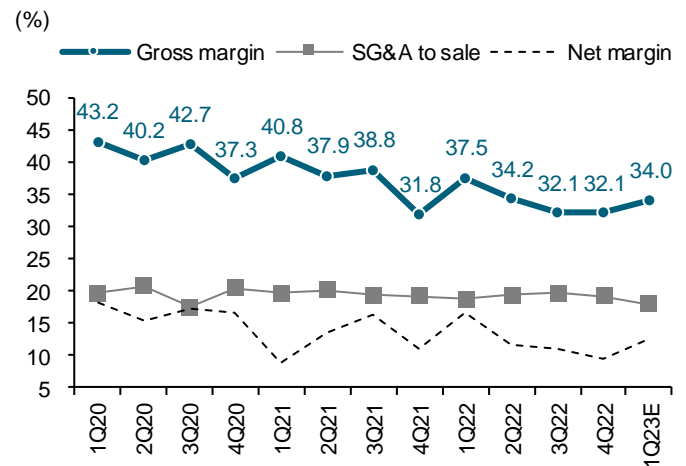
We rate RBF with a BUY call and a TP of THB13.5, based on 40.7x 2023E P/E, in line with its historical average. The share price fell sharply by 43% in 2022 due to investor disappointment over the unsuccessful hemp business. However, our forecast does not include CBD revenue, while faster-than-expected success in the Indian market could create an upside to our projections. This report represents FSSIA's continuation of coverage of RBF, which was previously published under FSS Research.

Exhibit 1: Quarterly total revenue



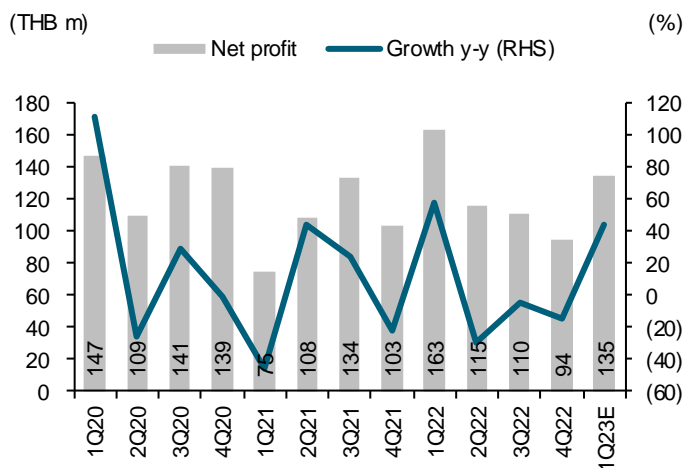
Source: FSSIA estimate

Exhibit 2: Quarterly profitability



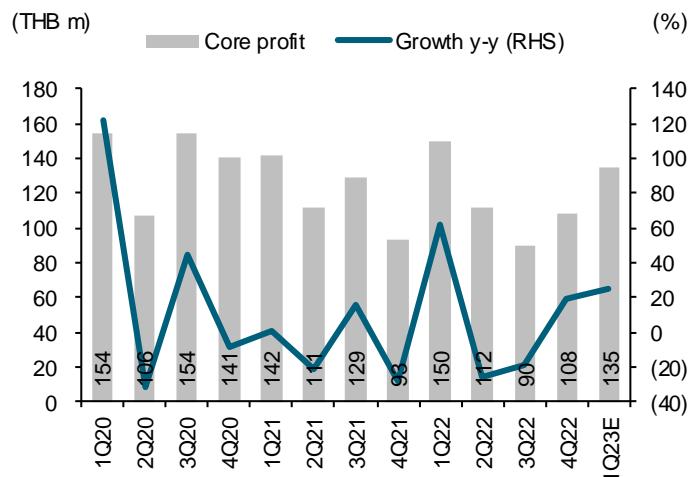
Source: FSSIA estimate

**Exhibit 3: Quarterly net profit and growth**



Source: FSSIA estimate

**Exhibit 4: Quarterly core profit and growth**



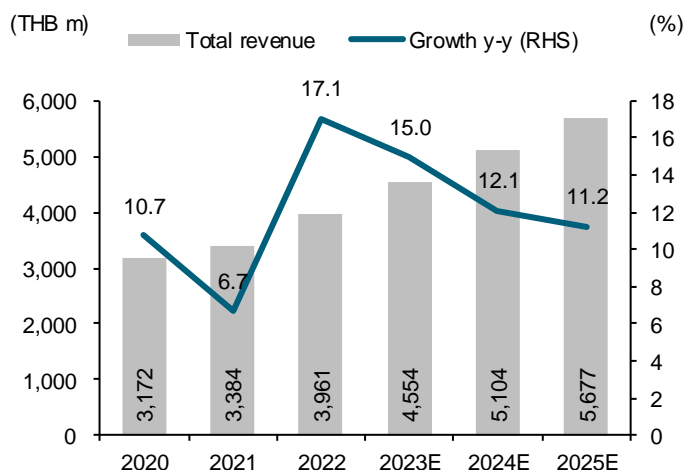
Source: FSSIA estimate

**Exhibit 5: Key assumptions for RBF**

Assumptions	Actual	Forecast			Growth		
	2022	2023E (THB m)	2024E (THB m)	2025E (THB m)	2023E (%)	2024E (%)	2025E (%)
Domestic sales	3,143	3,458	3,734	4,033	10.0	8.0	8.0
Overseas sales	818	1,096	1,370	1,644	34.0	25.0	20.0
Food coating sales	1,787	1,987	2,184	2,409	11.2	9.9	10.3
Flavouring & food colouring sales	1,292	1,550	1,782	1,996	20.0	15.0	12.0
Total sales	3,961	4,554	5,104	5,677	15.0	12.1	11.2
Gross profit	1,346	1,630	1,863	2,100	21.1	14.3	12.7
Gross margin (%)	34.0	35.8	36.5	37.0	1.8	0.7	0.5
SG&A expenses	763	820	919	1,022	7.5	12.1	11.2
SG&A to sales (%)	19.3	18.0	18.0	18.0	(1.3)	0.0	0.0
Reported net profit	482	664	772	881	37.6	16.3	14.1
Net margin (%)	12.2	14.6	15.1	15.5	2.4	0.5	0.4
Core profit	459	664	772	881	44.5	16.3	14.1
Core margin (%)	11.6	14.6	15.1	15.5	3.0	0.5	0.4

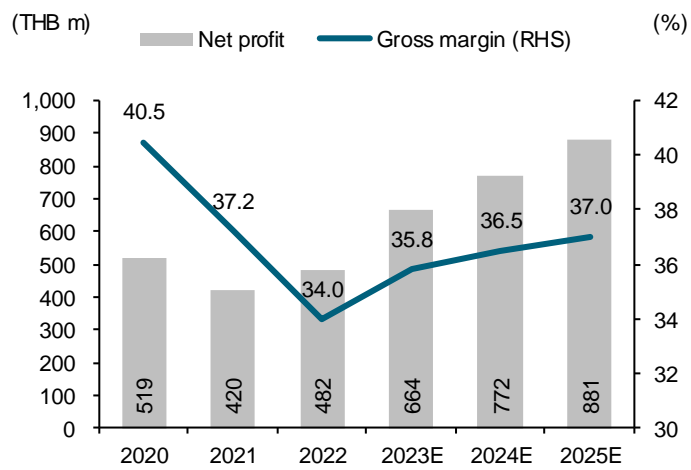
Note: Change of items in percentage terms are represented in ppt change  
Sources: RBF; FSSIA estimates

**Exhibit 6: Yearly total revenue and growth**



Source: FSSIA estimates

**Exhibit 7: Yearly net profit and growth**



Source: FSSIA estimates

# BANGKOK CHAIN HOSPITAL (BCH TB) - SSO operations to top up earnings; Maintain BUY TP THB25.50

## Targeting non-Covid revenue to jump by 20% in 2023

We attended BCH's analyst meeting on 16 March and came away with a positive view. BCH booked non-Covid revenue of THB10.7b in 2022, and it targets revenue to grow to THB12.7b-13.0b in 2023 (relatively in line with our estimate). Key potential drivers include international patient revenue at WMC, which should capture new market segments such as patients from Saudi Arabia, Libya, and China, and hospitals in border areas (Chiang Rai and Aranyaprathet) which should capture more CLMV patient demand.

## SSO operations could provide earnings upside to 12% per year

Management guided that the SSO is likely to raise the current fixed payment rate of THB1,640 per registered member by 8-10% by April. Normally, fixed payments account for about half of the SSO's revenue. We estimate this could lift BCH's core profit by 7% in 2023 (based on an effective date in Jan-23). In addition, eight of BCH's hospitals have joined the SSO's pilot program for six months (Jan-June 2023) involving a higher reimbursement rate for five medical procedures (stroke, cardiovascular, breast cancer, kidney stones, and myomectomy) by 25% from THB12,000 to THB15,000/RW. If the pilot works well, the SSO may permanently increase the rate. In that case, it would lift core profit by 5% per year (assuming five procedures account for 50% of high-cost care).

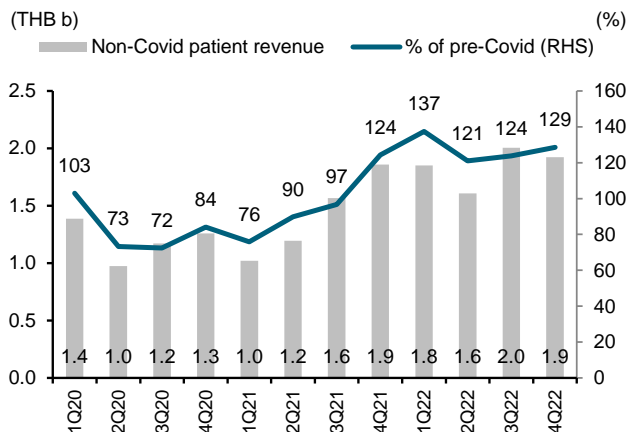
## Expanding bed capacity by 38% by 2027

BCH plans to open five more hospitals by 2027, increasing the number of licensed beds to 3,100 (from 2,254 in 15 hospitals currently). Two already announced projects are KH Cancer Rangsi Raksa Center, located near WMC with capex of THB300m, scheduled to open this year, and KH Suvarnabhumi, located in Samut Prakan with capex of THB1.7b, scheduled to open in 2027.

## Trading lower than peers and historical average

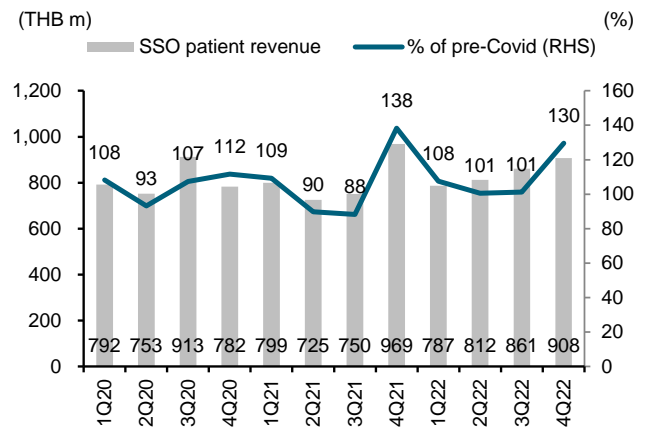
We maintain our 2023-24 core profit forecasts and our DCF-TP of THB25.5/shr. We expect 2023 core profit to exceed the pre-Covid level by 56%. BCH is trading at 28x 2023E P/E, lower than peers' average of 31x and its 5-year average of 29x. A short-term share price catalyst would be the SSO payment rate hike announcement.

Exhibit 8: Non-Covid general patient revenue



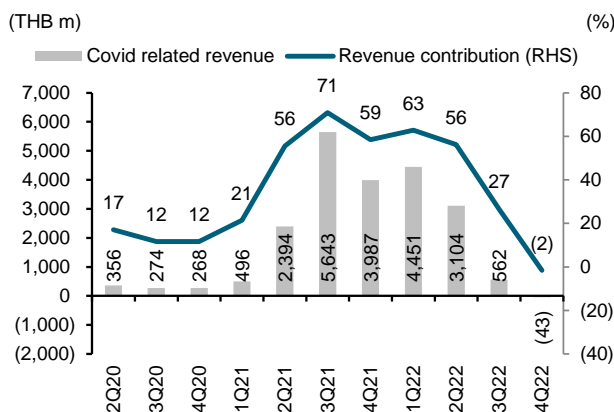
Source: BCH

Exhibit 9: SSO revenue, quarterly



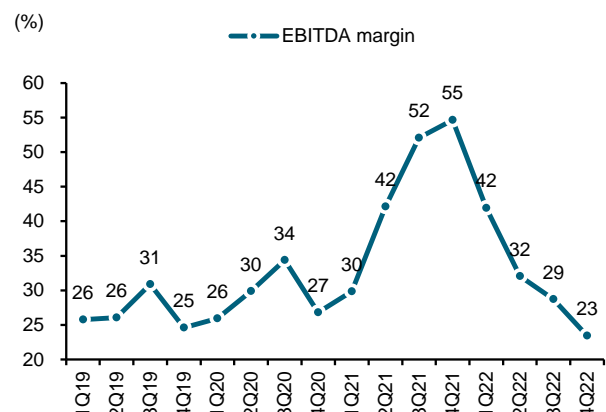
Source: BCH

Exhibit 10: Covid-related revenue, quarterly



Source: BCH

Exhibit 11: EBITDA margin



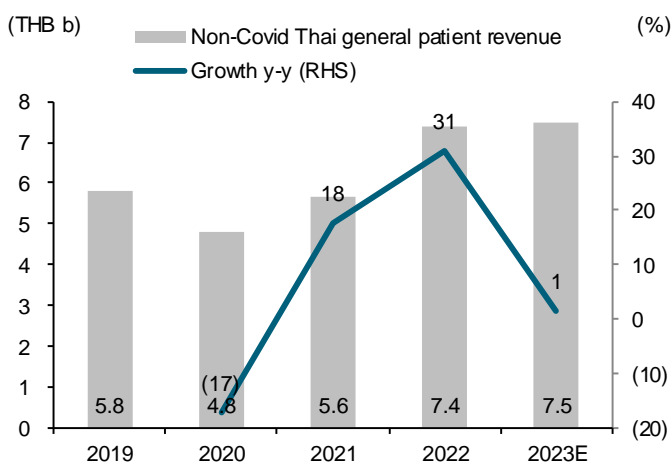
Note: 3Q22 excludes Moderna write-off  
Sources: BCH; FSSIA estimates

Exhibit 12: Forecast revisions

	Current			Previous		% Change	
	2023E	2024E	2025E	2023E	2024E	2023E	2024E
SSO registered members ('000)	1,038	1,069	1,101	1,061	1,093	(2.2)	(2.2)
SSO revenue per head (THB)	3,547	3,653	3,762	3,779	3,855	(6.2)	(5.2)
Cash-OPD visits per day (no.)	3,468	3,642	3,824	4,500	4,635	(22.9)	(21.4)
Cash-OPD revenue per head (THB)	3,615	3,796	3,986	2,800	2,884	29.1	31.6
Cash-IPD admissions per day (no.)	142	149	156	165	171	(13.8)	(13.0)
Cash-IPD revenue per head (THB)	88,677	93,111	95,904	70,000	80,328	26.7	15.9
Revenue (THB m)	12,848	14,012	15,180	12,815	14,112	0.3	(0.7)
EBITDA margin (%)	27.1	28.6	29.0	27.5	28.7	(0.4)	(0.1)
Core profit (THB m)	1,792	2,175	2,438	1,792	2,175	0.0	0.0

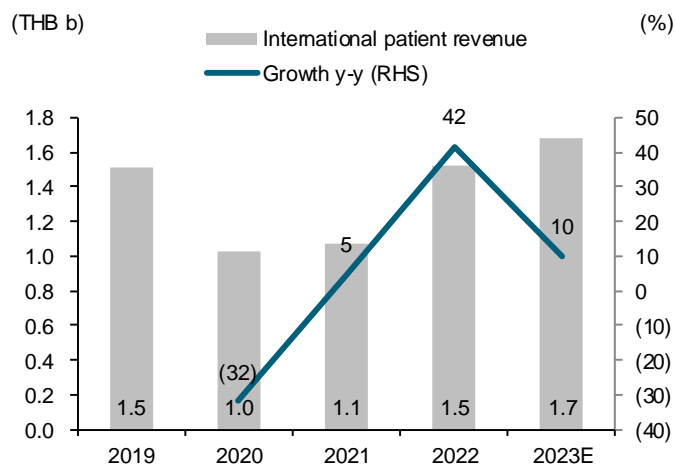
Note: Change of items in percentage terms are represented in ppt change  
 Source: FSSIA estimates

Exhibit 13: Non-Covid Thai general patient revenue



Sources: BCH; FSSIA estimates

Exhibit 14: International patient revenue



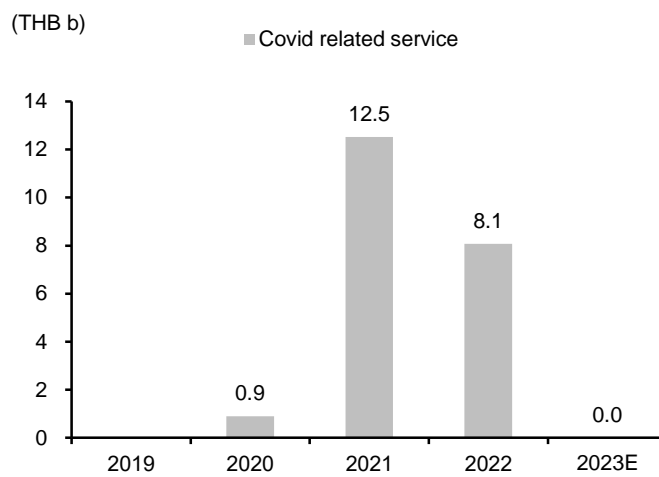
Sources: BCH; FSSIA estimates

Exhibit 15: SSO revenue, yearly



Sources: BCH; FSSIA estimate

Exhibit 16: Covid-related revenue, yearly



Sources: BCH; FSSIA estimate

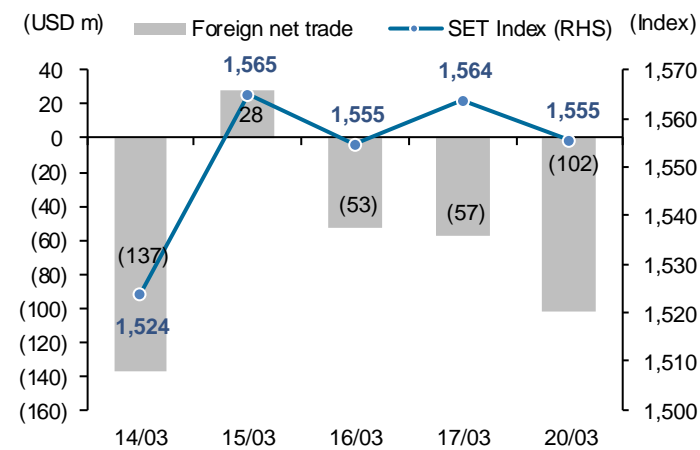
## Economic news

- [Call to list air pollution on national agenda](#) BANGKOK POST: The Thai Chamber of Commerce has proposed fine dust pollution be elevated to an urgent national agenda item, noting it affects the health of residents and dents confidence in tourism.
- [Gold skyrockets as banks still wobble](#) BANGKOK POST: Gold prices passed US\$2,000 for the first time in more than a year on Monday as UBS's recent takeover of its Swiss rival Credit Suisse for \$3.2 billion failed to assure investors about ongoing bank woes.

## Corporate news

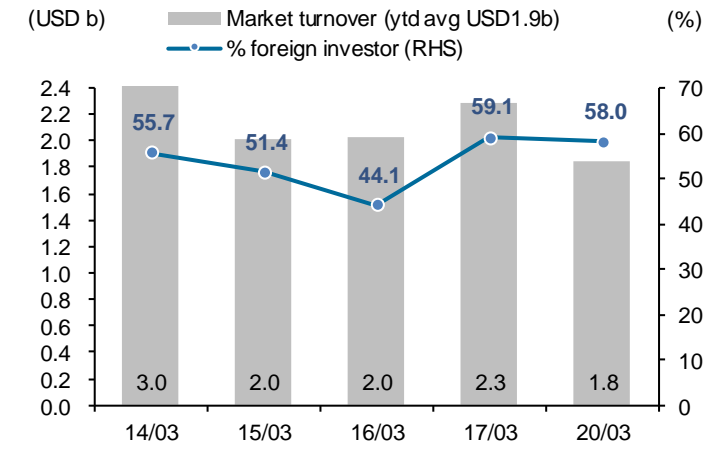
- [Bank of Thailand reiterates limited impact of global banking problems](#) BANGKOK POST: Thailand's central bank on Monday repeated that it expected only a small impact on the country's financial system and financial markets from the problems at banks in the United States and Europe, and would closely monitor the situation.
- [BAFS' jet fuel sales estimated to gain 40%](#) BANGKOK POST: Bangkok Aviation Fuel Services Plc (BAFS) expects its jet fuel sales to increase by 40% to 4.2 billion litres this year, up from 3 billion litres in 2022, thanks to the lifting of international travel restrictions.
- [Credit Suisse shares slump 64% after UBS deal](#) BANGKOK POST: LONDON/ZURICH: Shares in Credit Suisse dropped 64% after the market opened on Monday after rival UBS agreed at the weekend to take over the 167-year old bank for \$3 billion.
- [Bitcoin near 9-month high as bank turmoil sparks rally](#) BANGKOK POST: HONG KONG: Bitcoin hovered near nine-month highs on Monday, and has closed out its best week in four years as turmoil in traditional banking drives some investors to turn to digital assets.
- [Sector enters the next phase](#) BANGKOK POST: Thailand's e-commerce landscape is entering the next stage where major e-marketplace players are introducing innovative features to woo customers instead of focusing on price wars.
- [DTGO said to weigh Singapore REIT IPO for \\$609 million UK assets](#) BANGKOK POST: Thai conglomerate DTGO Corp is weighing listing its UK hospitality assets via a real estate investment trust in Singapore as soon as next year, according to people with knowledge of the matter.
- [BoI to continue work despite polls](#) BANGKOK POST: The Board of Investment's (BoI) ability to approve new investment applications and hold roadshows in foreign countries will remain intact after Prime Minister Prayut Chan-o-cha dissolved parliament yesterday.

Exhibit 17: Foreign fund flow and SET Index



Source: Bloomberg

Exhibit 18: Foreign participation



Source: Bloomberg

Exhibit 19: Index performance

	SET Index		Index performance (% change)								
	Index	(%chg)	Energy	Bank	Comu	Commerce	Food	Property	Construct	Transport	Petrochem
<b>% of SET Index</b>			20%	9%	8%	11%	7%	6%	3%	8%	2%
Current	1,555.45	(0.5)	(0.4)	(1.3)	0.3	0.2	(1.0)	(0.8)	0.4	(0.7)	(0.2)
-5D	1,573.07	(1.1)	(2.1)	(0.5)	2.0	(1.4)	(3.2)	(0.8)	(2.7)	1.2	(4.0)
-1M	1,668.63	(6.8)	(9.8)	(5.0)	(4.9)	(5.1)	(7.0)	(6.2)	(6.0)	(5.6)	(10.6)
-3M	1,609.94	(3.4)	(10.0)	(4.1)	1.6	(3.0)	(3.1)	(3.4)	(4.2)	(5.8)	(7.4)
-6M	1,633.45	(4.8)	(15.2)	(3.5)	(3.6)	4.5	(5.7)	0.3	(4.1)	(5.8)	(7.3)
-1Y	1,673.87	(7.1)	(13.1)	(12.9)	(19.7)	(8.9)	(8.9)	4.4	(11.4)	(0.2)	(16.3)
WTD	1,563.67	(0.5)	(0.4)	(1.3)	0.3	0.2	(1.0)	(0.8)	0.4	(0.7)	(0.2)
MTD	1,622.35	(4.1)	(5.7)	(4.8)	(1.9)	(2.5)	(6.0)	(4.8)	(2.5)	(4.9)	(6.7)
QTD	1,668.66	(6.8)	(13.6)	(6.0)	(0.6)	(6.9)	(6.0)	(6.6)	(6.8)	(7.9)	(10.1)
End of 2022	1,668.66	(6.8)	(13.6)	(6.0)	(0.6)	(6.9)	(6.0)	(6.6)	(6.8)	(7.9)	(10.1)

Source: Bloomberg

Exhibit 20: Trade by investor types

	SET Index		Exchange rate (USD:THB)	SET Index		Equity trading / Net position				Bond Net foreign (USD m)
	Index	Change (y-y%)		Average daily turnover (THB m)	(USD m)	Foreign (USD m)	Retail (USD m)	PropTrade (USD m)	Local Inst (USD m)	
2019	1,579.84	1.0	31.06	52,468	1,689	(1,496)	(662)	477	1,681	(502)
2020	1,449.35	(8.3)	31.29	67,335	2,152	(8,287)	6,873	459	953	(1,005)
2021	1,657.62	14.4	32.00	88,443	2,764	(1,632)	3,630	435	(2,330)	6,550
2022	1,668.66	15.1	34.78	53,589	1,541	5,362	(656)	56	(4,758)	4,111
<b>2023YTD</b>	<b>1,555.45</b>	<b>(6.8)</b>	<b>33.87</b>	<b>66,022</b>	<b>1,949</b>	<b>(1,537)</b>	<b>1,634</b>	<b>(41)</b>	<b>(56)</b>	<b>200</b>
1Q22	1,695.24	6.8	33.04	89,343	2,704	3,369	(902)	32	(2,495)	2,613
2Q22	1,568.33	(1.2)	34.40	70,765	2,057	72	126	10	(212)	663
3Q22	1,589.51	(1.0)	36.42	66,215	1,818	1,076	(93)	(20)	(962)	24
4Q22	1,668.66	0.7	36.37	57,767	1,588	1,443	(533)	(115)	(792)	2,928
1Q23	1,555.45	(8.2)	33.98	66,086	1,945	(1,537)	1,634	(41)	(56)	200
Jul-22	1,576.41	3.6	36.37	58,263	1,602	128	156	(12)	(271)	(96)
Aug-22	1,638.93	0.0	35.86	70,698	1,972	1,603	(961)	(99)	(543)	583
Sep-22	1,589.51	(1.0)	37.04	69,683	1,881	(655)	713	92	(148)	(463)
Oct-22	1,608.76	(0.9)	37.94	59,450	1,567	227	219	(20)	(425)	(427)
Nov-22	1,635.36	4.3	36.39	60,261	1,656	847	(283)	(67)	(496)	1,813
Dec-22	1,668.66	0.7	34.80	53,589	1,540	369	(469)	(28)	129	1,542
Jan-23	1,671.46	1.4	33.22	68,181	2,052	545	16	172	(732)	822
Feb-23	1,622.35	(3.7)	34.05	63,203	1,856	(1,273)	836	34	404	(1,115)
Mar-23	1,555.45	(8.2)	34.65	66,873	1,930	(808)	782	(247)	272	493
<b>2023YTD</b>	<b>1,555.45</b>	<b>(6.2)</b>	<b>33.87</b>	<b>66,022</b>	<b>1,949</b>	<b>(1,537)</b>	<b>1,634</b>	<b>(41)</b>	<b>(56)</b>	<b>200</b>
14/03/2023	1,523.89		34.52	103,833	3,008	(137)	283	(75)	(71)	127
15/03/2023	1,565.00		34.62	69,699	2,013	28	(57)	(16)	45	94
16/03/2023	1,554.65		34.41	69,666	2,025	(53)	76	0	(24)	(64)
17/03/2023	1,563.67		34.23	73,535	2,148	(57)	13	(8)	53	63
20/03/2023	1,555.45		34.11	62,838	1,842	(102)	102	(5)	5	(182)

Source: Bloomberg



## Exhibit 21: Upcoming events

Date Time	Event		Survey	Actual	Prior
03/19/2023 03/24	Car Sales	Feb	--	--	65579
03/22/2023 03/28	Customs Exports YoY	Feb	-6.15%	--	-4.50%
03/22/2023 03/28	Customs Imports YoY	Feb	1.90%	--	5.50%
03/22/2023 03/28	Customs Trade Balance	Feb	-\$1150m	--	-\$4650m
03/24/2023 03:30	Foreign Reserves	Mar-17	--	--	\$218.6b
03/24/2023 03:30	Forward Contracts	Mar-17	--	--	\$27.2b
03/29/2023 00:00	Capacity Utilization ISIC	Feb	--	--	62.31
03/29/2023 00:00	Mfg Production Index ISIC NSA YoY	Feb	-1.70%	--	-4.35%
03/29/2023 03:00	BoT Benchmark Interest Rate	Mar-29	--	--	1.50%
03/31/2023 03:00	BoP Current Account Balance	Feb	--	--	-\$2002m
03/31/2023 03:30	Exports YoY	Feb	--	--	-3.40%
03/31/2023 03:30	Exports	Feb	--	--	\$20352m
03/31/2023 03:30	Imports YoY	Feb	--	--	9.10%
03/31/2023 03:30	Imports	Feb	--	--	\$23022m
03/31/2023 03:30	Trade Balance	Feb	--	--	-\$2670m
03/31/2023 03:30	BoP Overall Balance	Feb	--	--	\$3751m
04/02/2023 20:30	S&P Global Thailand PMI Mfg	Mar	--	--	54.8
04/03/2023 03:30	Business Sentiment Index	Mar	--	--	50.6
04/04/2023 23:30	CPI Core YoY	Mar	--	--	1.93%
04/04/2023 23:30	CPI NSA MoM	Mar	--	--	-0.12%
04/04/2023 23:30	CPI YoY	Mar	--	--	3.79%
04/06/2023 04/17	Consumer Confidence	Mar	--	--	52.6
04/06/2023 04/17	Consumer Confidence Economic	Mar	--	--	46.8

Source: Bloomberg

## Exhibit 22: Upcoming XR

Symbol	X-Date	Announce Date	Rights for	Subscription Price	Unit	Subscription Ratio (Holding:New)	Subscription Period	Allotted Shares (Shares)
JKN	22/03/2023	31/01/2023	Common	3	Baht	2 : 1	11/04/2023 - 19/04/2023	510043387
CIG	24/03/2023	13/03/2023	Warrants	-	Baht	6 : 1	-	289030750
EMC	29/03/2023	17/03/2023	Common	-	Baht	-	-	1686700000
TVDH	10/04/2023	03/03/2023	Warrants	0.3	Baht	3 : 1	15/05/2023 - 19/05/2023	570532715
KKP	27/04/2023	03/03/2023	Warrants	-	Baht	12 : 1	-	70562592
KKP	27/04/2023	03/03/2023	Warrants	-	Baht	12 : 1	-	70562592
CIG	28/04/2023	13/03/2023	Common	0.5	Baht	2 : 1	24/05/2023 - 07/06/2023	867092251
CIG	28/04/2023	13/03/2023	Warrants	-	Baht	6 : 1	-	144515375
K	28/04/2023	28/02/2023	Warrants	-	Baht	6 : 1	-	79922412
PROS	28/04/2023	23/02/2023	Warrants	-	Baht	2 : 1	-	274356000
SKY	28/04/2023	03/02/2023	Common	13	Baht	20 : 1	22/05/2023 - 26/05/2023	31213329
TMC	28/04/2023	23/02/2023	Warrants	0.05	Baht	3 : 1	12/06/2023 - 16/06/2023	152924574
B	02/05/2023	13/03/2023	Common	0.06	Baht	1 : 6	22/05/2023 - 26/05/2023	20761555194
INET	02/05/2023	27/02/2023	Warrants	-	Baht	5 : 1	-	100008315
KGEN	03/05/2023	03/03/2023	Common	1	Baht	5 : 1	02/06/2023 - 09/06/2023	224883460
DEMCO	08/05/2023	08/03/2023	Warrants	-	Baht	5 : 1	-	146068850
DV8	08/05/2023	23/02/2023	Common	0.6	Baht	1 : 1	12/06/2023 - 19/06/2023	715208096
DV8	08/05/2023	23/02/2023	Warrants	-	Baht	2 : 1	-	357604048
IP	08/05/2023	28/02/2023	Warrants	-	Baht	4 : 1	-	93130131
AKR	11/05/2023	28/02/2023	Warrants	-	Baht	5 : 1	-	294306571
MILL	11/05/2023	10/03/2023	Warrants	0.02	Baht	4 : 1	-	1388673991
TEAMG	11/05/2023	23/02/2023	Warrants	-	Baht	5 : 1	-	136000000
TMI	11/05/2023	22/02/2023	Warrants	-	Baht	2 : 1	-	335720445
DOD	12/05/2023	22/02/2023	Common	4	Baht	17 : 1	07/06/2023 - 13/06/2023	25552382
BE8	29/05/2023	16/03/2023	Warrants	-	Baht	20 : 1	-	13235463
NUSA	14/06/2023	01/03/2023	Warrants	-	Baht	5 : 1	-	2761893722

Source: SET



## Exhibit 23: Management trading

Company	Management	Securities	Transaction	Shares	Price (THB)	Action	Value (THBm)
Copperwired (CPW)	Narong Intanate	Common Shares	3/17/2023	50,000	3.24	Buy	0.16
CalComp Electronics (CCET)	Weichao Wang	Common Shares	3/17/2023	360,000	2.10	Buy	0.76
Comanche Int'l (COMAN)	Wasawat Prasertsin	Common Shares	3/17/2023	65,900	4.99	Buy	0.33
Clover Power (CV)	Montree Socratyanurak	Common Shares	3/16/2023	150,000	1.57	Sell	0.24
J.R.W. Utility (JR)	Jarun Wiwatjesadawut	Common Shares	3/17/2023	106,000	6.53	Buy	0.69
Chase Asia (CHASE)	Wansuda Thanasaranart	Common Shares	3/17/2023	65,000	-	Transfer	n/a
Chase Asia (CHASE)	Suthida Chaisuwan	Common Shares	3/17/2023	50,000	3.34	Sell	0.17
D.T.C Enterprise (DTCENT)	Pairat Kunapermsiri	Common Shares	3/13/2023	100,000	1.78	Buy	0.18
Tipco Asphalt (TASCO)	Thierry Defrene	Warrant	3/17/2023	30,000	20.20	Sell	0.61
T S Flour Mill (TMILL)	Prapas Chutimaworapan	Common Shares	3/16/2023	41,000	3.97	Buy	0.16
T S Flour Mill (TMILL)	Prapas Chutimaworapan	Common Shares	3/17/2023	10,000	3.98	Buy	0.04
Thailand Carpet Mng (TCMC)	Pimol Srivikorn	Common Shares	3/17/2023	200,000	1.72	Buy	0.34
Thai Sugar Terminal (TSTE)	Prapas Chutimaworapan	Common Shares	3/16/2023	5,000	7.70	Buy	0.04
Thai Sugar Terminal (TSTE)	Prapas Chutimaworapan	Common Shares	3/17/2023	77,000	7.72	Buy	0.59
Thiensurat (TSR)	Ekarat Changyoo	Common Shares	3/17/2023	189,900	3.56	Buy	0.68
Thiensurat (TSR)	Ekarat Changyoo	Common Shares	3/17/2023	15,000	3.58	Buy	0.05
BGT Corporation (BGT)	Nantarika Chansue	Common Shares	3/15/2023	143,100	1.02	Buy	0.15
BGT Corporation (BGT)	Nantarika Chansue	Common Shares	3/16/2023	210,000	1.01	Buy	0.21
BGT Corporation (BGT)	Dolnapa Tumwattana	Common Shares	3/16/2023	37,600	1.01	Buy	0.04
BGT Corporation (BGT)	Julius Charoensook	Common Shares	3/16/2023	20,000	1.02	Buy	0.02
PROEN Corp (PROEN)	Kittipan Sri-Bua-lam	Common Shares	3/17/2023	50,000	5.00	Buy	0.25
Peace and Living (PEACE)	Vitoon Ngarnboonant	Common Shares	3/16/2023	50,000	4.22	Buy	0.21
PRTR Group (PRTR)	Narita Adulkaewphaluek	Common Shares	3/16/2023	200,000	10.50	Sell	2.10
PRTR Group (PRTR)	Onrudee Kettawee	Common Shares	3/15/2023	100,000	9.50	Sell	0.95
PRTR Group (PRTR)	Onrudee Kettawee	Common Shares	3/15/2023	300,000	9.35	Sell	2.81
PRTR Group (PRTR)	Onrudee Kettawee	Common Shares	3/15/2023	500,000	9.55	Sell	4.78
President Automobile Industries (PACO)	Somchai Lertkajornkitti	Common Shares	3/15/2023	19,900	2.42	Buy	0.05
President Automobile Industries (PACO)	Somchai Lertkajornkitti	Common Shares	3/15/2023	50,000	2.42	Buy	0.12
President Automobile Industries (PACO)	Somchai Lertkajornkitti	Common Shares	3/15/2023	50,000	2.40	Buy	0.12
President Automobile Industries (PACO)	Somchai Lertkajornkitti	Common Shares	3/15/2023	13,800	2.32	Buy	0.03
President Automobile Industries (PACO)	Somchai Lertkajornkitti	Common Shares	3/15/2023	66,300	2.34	Buy	0.16
President Automobile Industries (PACO)	Somchai Lertkajornkitti	Common Shares	3/16/2023	50,000	2.48	Buy	0.12
President Automobile Industries (PACO)	Somchai Lertkajornkitti	Common Shares	3/16/2023	50,000	2.50	Buy	0.13
Muangthai Capital (MTC)	Banyat Ninsiri	Common Shares	3/20/2023	1,000	31.75	Buy	0.03
Villa Kunalai (KUN)	Praweerat Dheva-Aksorn	Common Shares	3/17/2023	400,000	2.16	Buy	0.86
Villa Kunalai (KUN)	Khuna Dheva-Aksorn	Common Shares	3/17/2023	400,000	2.16	Buy	0.86
Sikarin (SKR)	Suriyan Kojonroj	Common Shares	3/17/2023	220,000	9.38	Buy	2.06
S Khonkaen Foods (SORKON)	Jarunpoj Rujirasopon	Common Shares	3/17/2023	3,300	5.05	Buy	0.02
Sabuy Technology (SABUY)	Chookiat Rujanapornpajee	Common Shares	3/16/2023	3,000,000	11.79	Buy	35.37
Sabuy Technology (SABUY)	Chookiat Rujanapornpajee	Warrant	3/16/2023	12,050,000	4.28	Sell	51.57
Sabuy Technology (SABUY)	Chookiat Rujanapornpajee	Common Shares	3/17/2023	6,700,000	11.47	Sell	76.85
Sabuy Technology (SABUY)	Chookiat Rujanapornpajee	Warrant	3/17/2023	14,500,000	5.09	Buy	73.81
Sabuy Technology (SABUY)	Chookiat Rujanapornpajee	Common Shares	3/20/2023	4,500,000	11.35	Sell	51.08
Sabuy Technology (SABUY)	Chookiat Rujanapornpajee	Warrant	3/20/2023	9,350,000	5.45	Buy	50.96
Sahathai Printing and Packaging (STP)	Nisachol Chaiyawat	Common Shares	3/17/2023	9,900	10.40	Buy	0.10
Sahathai Printing and Packaging (STP)	Nisachol Chaiyawat	Common Shares	3/17/2023	23,800	10.30	Buy	0.25
Regional Container Lines (RCL)	Twinchok Tanthuwani	Common Shares	3/16/2023	10,000	27.75	Buy	0.28
Inter Pharma (IP)	Trinnawat Thanitnithiphon	Common Shares	3/17/2023	200,000	12.51	Buy	2.50
Infrasat (INSET)	Vichien Jearkijrm	Warrant	3/17/2023	60,000	1.05	Sell	0.06
Ekachai Medical Care (EKH)	Metha Vanadilok	Common Shares	3/17/2023	22,000	8.05	Buy	0.18
Ekachai Medical Care (EKH)	Metha Vanadilok	Warrant	3/17/2023	29,700	1.78	Sell	0.05
Ekachai Medical Care (EKH)	Suthipong Tangsajjapoj	Common Shares	3/17/2023	15,000	7.95	Buy	0.12
NR Instant Produce (NRF)	Dan Pathomvanich	Common Shares	3/15/2023	110,950,000	-	Receive	n/a
Osotspa (OSP)	Thana Chairasit	Common Shares	3/16/2023	16,200	31.41	Sell	0.51

Source: SEC

## Exhibit 24: Upcoming XM [1/3]

Symbol	X-Date	Meeting Date	Agenda
ADD	21/03/2023	21/04/2023	Cash dividend payment
ASAP	21/03/2023	27/04/2023	Omitted dividend payment
BC	21/03/2023	26/04/2023	Capital increase,Omitted dividend payment
BJC	21/03/2023	26/04/2023	Cash dividend payment
COMAN	21/03/2023	21/04/2023	Capital increase,Omitted dividend payment
DOD	21/03/2023	18/04/2023	Capital increase,Omitted dividend payment,Acquisition and disposition of assets,Changing the director(s),The issuance of debentures
GSC	21/03/2023	28/04/2023	Capital increase,Omitted dividend payment
MATCH	21/03/2023	26/04/2023	Omitted dividend payment
NUSA	21/03/2023	28/04/2023	Omitted dividend payment,Capital increase,Connected transaction,Consider the directors' remuneration for the year 2023,Changing the director(s),The issuance of convertible securities
ONEE	21/03/2023	27/04/2023	Cash dividend payment,Changing the director(s)
PROSPECT	21/03/2023	27/04/2023	To acknowledge the operating results of PROSPECT REIT for the fiscal year starting from 1st January 2022 to 31 December 2022, To acknowledge the Financial Statements of PROSPECT REIT for the fiscal year ending 31 December 2022
TTA	21/03/2023	27/04/2023	Cash dividend payment,Connected transaction,To consider and approve the amendment to Articles 22, 26, 34 and 42 of the Company's Articles of Association
AJA	22/03/2023	27/04/2023	Capital increase,Omitted dividend payment
CMAN	22/03/2023	28/04/2023	Cash dividend payment,The issuance of debentures
CPNREIT	22/03/2023	26/04/2023	To certify the Minutes of the 2022 Annual General Meeting of Trust Unitholders, To acknowledge CPNREIT's operating performance for the year 2022, To acknowledge CPNREIT's financial statements for the year ended 31 December 2565
JKN	22/03/2023	26/04/2023	Omitted dividend payment
SYNTEC	22/03/2023	28/04/2023	Omitted dividend payment
WIN	22/03/2023	27/04/2023	Omitted dividend payment
APP	23/03/2023	26/04/2023	Cash dividend payment
CMR	23/03/2023	27/04/2023	Capital increase,Cash dividend payment,Connected transaction
DHOUSE	23/03/2023	27/04/2023	Capital increase,Omitted dividend payment
KGEN	23/03/2023	20/04/2023	Omitted dividend payment,Capital increase,The issuance of convertible securities
META	23/03/2023	28/04/2023	Capital increase, Changing the director(s), To consider and certify the minutes of the 2022 Annual General Meeting of Shareholders was held on April 28, 2022
MILL	23/03/2023	26/04/2023	Capital increase,The issuance of convertible securities,Omitted dividend payment,Decrease the Company's registered capital
NATION	23/03/2023	12/04/2023	Omitted dividend payment
PLE	23/03/2023	27/04/2023	Omitted dividend payment
RABBIT	23/03/2023	27/04/2023	Omitted dividend payment
ROCK	23/03/2023	28/04/2023	Omitted dividend payment
SHREIT	23/03/2023	27/04/2023	To acknowledge the previous Minutes for Extraordinary General Meeting of the unitholders of SHREIT No.1/2022 dated 6 December 2022, To acknowledge the performance report of SHREIT for 2022
SLM	23/03/2023	27/04/2023	Omitted dividend payment,the amendment to the Company's Articles of Association to comply with current applicable laws,Capital increase
STEC	23/03/2023	28/04/2023	Cash dividend payment
STPI	23/03/2023	26/04/2023	Omitted dividend payment
TMILL	23/03/2023	27/04/2023	Cash dividend payment
TSI	23/03/2023	25/04/2023	Omitted dividend payment,Changing the director(s)
TSTE	23/03/2023	27/04/2023	Cash dividend payment,To consider change the company name from Thai Sugar Terminal Public Company Limited to TSTE Public Company Limited including amendment to the Memorandum of Association and related documents
B	24/03/2023	25/04/2023	Capital increase,Omitted dividend payment
BTNC	24/03/2023	24/04/2023	Omitted dividend payment
CIG	24/03/2023	24/04/2023	Omitted dividend payment,Capital increase,The issuance of convertible securities,Changing the director(s)
EE	24/03/2023	21/04/2023	Omitted dividend payment
HYDRO	24/03/2023	25/04/2023	Omitted dividend payment,Capital increase
ICC	24/03/2023	24/04/2023	Cash dividend payment,Connected transaction,Consideration of an amendment to Clause 3 of the Memorandum of Association
ITD	24/03/2023	26/04/2023	Omitted dividend payment,the adding of 1 clause of the Company's objectives, and amendment of Clause 3 of the Memorandum of Association
LEE	24/03/2023	27/04/2023	Cash dividend payment,The amend the Company's Articles of Association
M-PAT	24/03/2023	21/04/2023	To acknowledge the Minute of the 2022 Annual General Meeting of Unitholder of MFC Patong Heritage Property Fund through Electronic Platform, To acknowledge the significant matters of the Fund's management and future outlook
NOVA	24/03/2023	26/04/2023	Omitted dividend payment,Changing the director(s)
NRF	24/03/2023	24/04/2023	Cash dividend payment,Changing the director(s)

Source: SET

## Exhibit 25: Upcoming XM [2/3]

Symbol	X-Date	Meeting Date	Agenda
OISHI	24/03/2023	03/05/2023	The delisting of securities
PB	24/03/2023	28/04/2023	Cash dividend payment,Changing the director(s)
SABUY	24/03/2023	26/04/2023	Capital increase,Cash and stock dividend payment,The amendment to the Articles of Association of the Company ,Acquisition and disposition of assets
SDC	24/03/2023	20/04/2023	Omitted dividend payment,Changing the director(s)
TNL	24/03/2023	25/04/2023	Cash dividend payment,Consideration for the approval of the Partial Business Transfer (PBT)
TPS	24/03/2023	27/04/2023	Cash dividend payment,Capital increase
TRUE	24/03/2023	28/04/2023	The issuance of debentures, To acknowledge the report on the result of business operation of the Company
TVO	24/03/2023	28/04/2023	Cash dividend payment,To consider and approve the amendment of the Articles of Association of the Company and delegation of relevant authority
WAVE	24/03/2023	25/04/2023	Omitted dividend payment,the change of the Company's name, company's seal and the amendment of Memorandum of Association and the Articles of Association of the Company
YGG	24/03/2023	26/04/2023	Cash dividend payment
DUSIT	27/03/2023	28/04/2023	Omitted dividend payment
FE	27/03/2023	27/04/2023	Cash dividend payment
FNS	27/03/2023	25/04/2023	Cash dividend payment
NNCL	27/03/2023	25/04/2023	Cash dividend payment,To approve more Company Objective- To approve the Memorandum of Association Clause 3(Company Objective)
SAUCE	27/03/2023	25/04/2023	Cash dividend payment
SQ	27/03/2023	12/04/2023	Cash dividend payment,The issuance of debentures
SRIPANWA	27/03/2023	27/04/2023	The introduction and information made by the chairman, To consider and acknowledge the minutes of 2022 Annual General Meeting of Trust Unitholders
UP	27/03/2023	19/04/2023	Omitted dividend payment
UPF	27/03/2023	19/04/2023	Cash dividend payment
UREKA	27/03/2023	24/04/2023	Omitted dividend payment,amendment to the Articles of Association of the Company
W	27/03/2023	28/04/2023	Omitted dividend payment,Changing the director(s)
ALL	28/03/2023	24/04/2023	Capital increase,Omitted dividend payment
AS	28/03/2023	25/04/2023	Cash dividend payment,Changing the director(s)
GIFT	28/03/2023	20/04/2023	Omitted dividend payment,The issuance of debentures
IMH	28/03/2023	29/04/2023	Cash dividend payment
OTO	28/03/2023	25/04/2023	Omitted dividend payment
PPPM	28/03/2023	28/04/2023	Omitted dividend payment, Changing the director(s), The amendment of Clause 47 of the Company's Articles of Association to be conform with the change of the Company's Seal
SAPPE	28/03/2023	27/04/2023	Cash dividend payment,Changing the director(s),Company's registered capital decrease- Amendment to the Memorandum of Association of the Company
SKY	28/03/2023	21/04/2023	Capital increase,The issuance of debentures,Omitted dividend payment
SORKON	28/03/2023	25/04/2023	Cash dividend payment,Capital increase
SUC	28/03/2023	20/04/2023	Cash dividend payment
TFMAMA	28/03/2023	27/04/2023	Cash dividend payment
TNPF	28/03/2023	28/04/2023	Matters to be informed by the chairman to the Meeting (for acknowledgement), To adopt the minutes of the 2022 Annual General Meeting of Unitholders of the Fund (for consideration)
TRV	28/03/2023	28/04/2023	Capital increase,Omitted dividend payment
CGH	29/03/2023	26/04/2023	Omitted dividend payment
DREIT	29/03/2023	25/04/2023	To consider and acknowledge the resolution of DREIT's Annual General Meeting No. 1/2022, To consider and acknowledge the performance of DREIT for the year 2022
EMC	29/03/2023	27/04/2023	Omitted dividend payment,Capital increase
JCK	29/03/2023	28/04/2023	Omitted dividend payment
LHHOTEL	29/03/2023	28/04/2023	Connected Transaction, Capital Increase,Acquisition or Disposition of Assets, To acknowledge the minutes of the Annual General Meeting of the Unitholders for the Year 2022, To acknowledge the operations results for the year 2022
LHPF	29/03/2023	26/04/2023	To acknowledge the minutes of the previous meeting, To acknowledge the significant changes and major developments of the LHPF for the year 2022, To acknowledge the LHPF's 2022 operating performance.
LHSC	29/03/2023	25/04/2023	To acknowledge the minutes of the previous meeting, To acknowledge the significant changes and major developments of the LHSC for the year 2022, To acknowledge the LHSC's 2022 operating performance.
PERM	29/03/2023	27/04/2023	Omitted dividend payment
PRIME	29/03/2023	26/04/2023	Capital increase,The issuance of debentures,Omitted dividend payment,Changing the director(s)
PRTR	29/03/2023	20/04/2023	Consider and Approve the change/amendment to the Company's Articles of Association to be in line with the Public Limited Companies Act (No. 4),Omitted dividend payment,Changing the director(s)
QHHR	29/03/2023	26/04/2023	To acknowledge the minutes of the previous meeting, To acknowledge significant changes and major developments of the fund for the year 2022, To acknowledge the QHHR's 2022 operating results
QHPP	29/03/2023	25/04/2023	To acknowledge the minutes of the previous meeting, To acknowledge the significant changes and major developments of the QHPP for the year 2022, To acknowledge the QHPP's 2022 operating performance

Source: SET

**Exhibit 26: Upcoming XM [3/3]**

Symbol	X-Date	Meeting Date	Agenda
SMT	29/03/2023	27/04/2023	Cash dividend payment
WHART	29/03/2023	25/04/2023	To report the performance of WHART Trust for the year 2022, To report the financial statements of WHART Trust for the year 2022, To report the appointment of auditors of WHART Trust for the year 2023
BVG	30/03/2023	25/04/2023	Cash dividend payment,To Consider and Approve the Amendment of the Company's Articles of Association
CEN	30/03/2023	28/04/2023	Omitted dividend payment,consider and approve the appointment 2 directors,Capital increase
CPI	30/03/2023	27/04/2023	Cash dividend payment
EGATIF	30/03/2023	24/04/2023	To acknowledge the Minutes of the 2022 Annual General Meeting of Unitholders, To acknowledge the Fund's significant management and future direction in management
FANCY	30/03/2023	28/04/2023	Omitted dividend payment
GJS	30/03/2023	28/04/2023	Omitted dividend payment,Changing the director(s)
GSTEEL	30/03/2023	28/04/2023	Omitted dividend payment,Changing the director(s)
HEMP	30/03/2023	27/04/2023	Omitted dividend payment,Capital increase
KBSPIF	30/03/2023	27/04/2023	To acknowledge the Minutes of the 2022 Annual General Meeting of Unitholders, To acknowledge the Fund's significant management and future direction in management
MK	30/03/2023	26/04/2023	Cash dividend payment,Changing the director(s)
RAM	30/03/2023	28/04/2023	Cash dividend payment
SAWANG	30/03/2023	24/04/2023	Omitted dividend payment
THMUI	30/03/2023	26/04/2023	Omitted dividend payment
CRANE	31/03/2023	27/04/2023	Omitted dividend payment
DIMET	31/03/2023	28/04/2023	Capital increase,Omitted dividend payment
SDC	31/03/2023	27/04/2023	Omitted dividend payment,Changing the director(s),Capital increase,The issuance of convertible securities,Connected transaction
IFEC	03/04/2023	27/04/2023	Omitted dividend payment
BE8	04/04/2023	27/04/2023	Capital increase,Cash and stock dividend payment,Changing the director(s),The issuance of convertible securities
TRC	04/04/2023	26/04/2023	Omitted dividend payment
CSR	05/04/2023	27/04/2023	Cash dividend payment
ZIGA	07/04/2023	28/04/2023	Omitted dividend payment

Source: SET

**Exhibit 27: New securities**

Derivative Warrants	Trade Date	Underlying	Issuer	DW Type	Market	Maturity Date	Exercise Price (Baht)
CBG13C2308A	21/03/2023	CBG	KGI	Call	SET	09/08/2023	130
CBG41C2308A	21/03/2023	CBG	JPM	Call	SET	09/08/2023	126
CPF13C2308A	21/03/2023	CPF	KGI	Call	SET	09/08/2023	27.7
DELTA19C2308A	21/03/2023	DELTA	YUANTA	Call	SET	09/08/2023	2,000.00
EA41C2308A	21/03/2023	EA	JPM	Call	SET	09/08/2023	95
EGCO19C2309A	21/03/2023	EGCO	YUANTA	Call	SET	12/09/2023	203
MCA5041C2306B	21/03/2023	MCA50	JPM	Call	SET	22/06/2023	2,350.00
MTC19C2308A	21/03/2023	MTC	YUANTA	Call	SET	09/08/2023	40
SCGP19C2309A	21/03/2023	SCGP	YUANTA	Call	SET	12/09/2023	61.75

Source: SET

## Exhibit 28: Upcoming XD [1/6]

Symbol	X-Date	Dividend (per Share)	Unit	Operation Period	Source of Dividend	Payment Date	Price	Div Yield	Par
ADD	21/3/2023	0.06	Baht	01/01/2022 - 31/12/2022	NP	9/5/2023	7.75	0.8%	0.5
PROSPECT	21/3/2023	0.22	Baht	01/10/2022 - 31/12/2022	NP	31/3/2023	9.25	2.4%	9.4697
TTA	21/3/2023	0.22	Baht	01/01/2022 - 31/12/2022	NP	12/5/2023	8.00	2.8%	1
CMAN	22/3/2023	0.04	Baht	01/01/2022 - 31/12/2022	NP	26/5/2023	2.26	1.8%	1
CMR	23/3/2023	0.066	Baht	01/01/2022 - 31/12/2022	Both	25/5/2023	2.60	2.5%	0.1
STEC	23/3/2023	0.3	Baht	01/01/2022 - 31/12/2022	NP	-	12.90	2.3%	1
TMILL	23/3/2023	0.13	Baht	01/01/2022 - 31/12/2022	NP	25/5/2023	3.96	3.3%	1
TSST	23/3/2023	0.14	Baht	01/01/2022 - 31/12/2022	NP	26/5/2023	7.65	1.8%	0.5
LEE	24/3/2023	0.03	Baht	01/01/2022 - 31/12/2022	NP	18/5/2023	2.38	1.3%	1
TVO	24/3/2023	0.85	Baht	01/07/2022 - 31/12/2022	NP	19/5/2023	27.50	3.1%	1
SQ	27/3/2023	0.11	Baht	01/01/2022 - 31/12/2022	NP	11/5/2023	1.94	5.7%	1
UPF	27/3/2023	2.85	Baht	-	RE	10/5/2023	57.75	4.9%	10
AS	28/3/2023	0.23	Baht	01/01/2022 - 31/12/2022	NP	9/5/2023	14.30	1.6%	0.5
IMH	28/3/2023	0.14	Baht	-	RE	25/5/2023	11.60	1.2%	0.5
SUC	28/3/2023	1.5	Baht	-	RE	10/5/2023	30.75	4.9%	10
BVG	30/3/2023	0.04	Baht	01/07/2022 - 31/12/2022	NP	11/5/2023	7.10	0.6%	0.5
CPI	30/3/2023	0.21	Baht	01/01/2022 - 31/12/2022	NP	19/5/2023	3.22	6.5%	1
RAM	30/3/2023	0.3	Baht	01/01/2022 - 31/12/2022	NP	26/5/2023	52.75	0.6%	0.1
COTTO	31/3/2023	0.04	Baht	-	RE	21/4/2023	2.10	1.9%	1
Q-CON	31/3/2023	0.75	Baht	01/01/2022 - 31/12/2022	NP	21/4/2023	16.10	4.7%	1
THCOM	3/4/2023	0.5	Baht	01/01/2022 - 31/12/2022	NP	26/4/2023	13.80	3.6%	5
DCC	4/4/2023	0.011	Baht	01/10/2022 - 31/12/2022	NP	27/4/2023	2.26	0.5%	0.1
SCGP	4/4/2023	0.35	Baht	01/01/2022 - 31/12/2022	NP	24/4/2023	46.75	0.7%	1
GLORY	5/4/2023	0.06	Baht	01/01/2022 - 31/12/2022	NP	26/4/2023	4.26	1.4%	0.5
CHEWA	7/4/2023	0.0183	Baht	01/01/2022 - 31/12/2022	NP	28/4/2023	0.69	2.7%	1
GPI	7/4/2023	0.04	Baht	-	RE	27/4/2023	1.78	2.2%	0.5
SCC	7/4/2023	2	Baht	01/07/2022 - 31/12/2022	NP	25/4/2023	315.00	0.6%	1
SMPC	7/4/2023	0.4	Baht	01/07/2022 - 31/12/2022	NP	28/4/2023	12.30	3.3%	1
ATP30	10/4/2023	0.03	Baht	01/01/2022 - 31/12/2022	NP	28/4/2023	1.32	2.3%	0.25
BANPU	10/4/2023	0.75	Baht	01/07/2022 - 31/12/2022	NP	28/4/2023	10.20	7.4%	1
BPP	10/4/2023	0.3	Baht	01/07/2022 - 31/12/2022	NP	26/4/2023	15.20	2.0%	10
QTC	10/4/2023	0.2	Baht	01/01/2022 - 31/12/2022	NP	26/4/2023	4.72	4.2%	1
J	11/4/2023	0.03	Baht	01/01/2022 - 31/12/2022	NP	2/5/2023	3.22	0.9%	1
JMART	11/4/2023	0.66	Baht	01/07/2022 - 31/12/2022	NP	3/5/2023	23.30	2.8%	1
JMT	11/4/2023	0.59	Baht	01/07/2022 - 31/12/2022	NP	2/5/2023	46.00	1.3%	0.5
KWC	11/4/2023	10	Baht	01/01/2022 - 31/12/2022	NP	24/4/2023	255.00	3.9%	10
TTB	12/4/2023	0.053	Baht	01/01/2022 - 31/12/2022	NP	3/5/2023	1.33	4.0%	0.95
GC	17/4/2023	0.15	Baht	01/07/2022 - 31/12/2022	NP	28/4/2023	5.40	2.8%	0.5
KBANK	17/4/2023	3.5	Baht	-	RE	3/5/2023	129.50	2.7%	10
S11	17/4/2023	0.1	Baht	01/01/2022 - 31/12/2022	NP	3/5/2023	5.00	2.0%	1
SCB	17/4/2023	5.19	Baht	01/01/2022 - 31/12/2022	NP	3/5/2023	100.50	5.2%	10
TMT	17/4/2023	0.15	Baht	01/01/2022 - 31/12/2022	Both	3/5/2023	7.40	2.0%	1
UKEM	17/4/2023	0.015	Baht	-	RE	3/5/2023	1.21	1.2%	0.25
KGI	18/4/2023	0.355	Baht	01/01/2022 - 31/12/2022	NP	9/5/2023	5.00	7.1%	1
KTB	18/4/2023	0.682	Baht	-	RE	3/5/2023	16.60	4.1%	5.15
KTB-P	18/4/2023	0.8365	Baht	-	RE	3/5/2023	153.00	0.5%	5.15
KTC	18/4/2023	1.15	Baht	01/01/2022 - 31/12/2022	NP	3/5/2023	52.75	2.2%	1
RS	18/4/2023	10 : 1 Share		-	RE	3/5/2023	15.20	-	1
RS	18/4/2023	0.011111112	Baht	-	RE	3/5/2023	15.20	0.1%	1
TCAP	18/4/2023	1.9	Baht	-	RE	3/5/2023	44.25	4.3%	10
TCAP-P	18/4/2023	1.9	Baht	-	RE	3/5/2023	560.00	0.3%	10
TIPCO	18/4/2023	0.7	Baht	01/01/2022 - 31/12/2022	Both	3/5/2023	9.65	7.3%	1
TOG	18/4/2023	0.43	Baht	01/07/2022 - 31/12/2022	NP	3/5/2023	9.25	4.6%	1
FTE	19/4/2023	0.06	Baht	01/07/2022 - 31/12/2022	NP	9/5/2023	1.64	3.7%	0.5

Source: SET

## Exhibit 29: Upcoming XD [2/6]

Symbol	X-Date	Dividend (per Share)	Unit	Operation Period	Source of Dividend	Payment Date	Price	Div Yield	Par
HMPRO	19/4/2023	0.21	Baht	01/07/2022 - 31/12/2022	NP	3/5/2023	14.20	1.5%	1
PJW	19/4/2023	0.05	Baht	-	RE	3/5/2023	4.38	1.1%	0.5
STA	19/4/2023	0.28	Baht	01/01/2022 - 31/12/2022	Both	8/5/2023	20.40	1.4%	1
STA	19/4/2023	0.72	Baht	01/01/2022 - 31/12/2022	NP	8/5/2023	20.40	3.5%	1
STGT	19/4/2023	0.25	Baht	01/01/2022 - 31/12/2022	NP	8/5/2023	10.40	2.4%	0.5
TIDLOR	19/4/2023	0.292	Baht	01/01/2022 - 31/12/2022	NP	8/5/2023	23.30	1.3%	3.7
TIDLOR	19/4/2023	8 : 1 Share		01/01/2022 - 31/12/2022	NP	8/5/2023	23.30	-	3.7
TPLAS	19/4/2023	0.1	Baht	01/01/2022 - 31/12/2022	NP	3/5/2023	2.36	4.2%	0.5
YUASA	19/4/2023	0.346	Baht	01/01/2022 - 31/12/2022	NP	3/5/2023	14.00	2.5%	1
AIT	20/4/2023	0.17	Baht	01/01/2022 - 31/12/2022	NP	9/5/2023	5.80	2.9%	1
JR	20/4/2023	0.09	Baht	01/01/2022 - 31/12/2022	NP	9/5/2023	6.55	1.4%	0.5
MAJOR	20/4/2023	0.25	Baht	01/01/2022 - 31/12/2022	NP	3/5/2023	16.80	1.5%	1
NER	20/4/2023	0.31	Baht	01/07/2022 - 31/12/2022	NP	9/5/2023	5.80	5.3%	0.5
THANA	20/4/2023	0.07	Baht	01/01/2022 - 31/12/2022	NP	9/5/2023	2.48	2.8%	1
BBL	21/4/2023	3	Baht	-	RE	12/5/2023	150.50	2.0%	10
PSL	21/4/2023	0.25	Baht	-	RE	9/5/2023	14.20	1.8%	1
TISCO	21/4/2023	7.75	Baht	01/01/2022 - 31/12/2022	Both	10/5/2023	100.00	7.8%	10
TISCO-P	21/4/2023	7.75	Baht	01/01/2022 - 31/12/2022	Both	10/5/2023	1,346.00	0.6%	10
CH	24/4/2023	0.06	Baht	-	RE	12/5/2023	3.38	1.8%	0.5
CIMBT	24/4/2023	0.0115	Baht	01/01/2022 - 31/12/2022	NP	10/5/2023	0.81	1.4%	0.5
BGC	25/4/2023	0.12	Baht	01/10/2022 - 31/12/2022	NP	17/5/2023	9.80	1.2%	5
FPI	25/4/2023	0.08	Baht	01/07/2022 - 31/12/2022	NP	-	2.52	3.2%	0.25
III	25/4/2023	0.4	Baht	01/01/2022 - 31/12/2022	NP	16/5/2023	13.70	2.9%	0.5
SMART	25/4/2023	0.0365	Baht	01/01/2022 - 31/12/2022	Both	17/5/2023	0.85	4.3%	0.5
UBA	25/4/2023	0.0459	Baht	01/01/2022 - 31/12/2022	NP	-	1.52	3.0%	0.5
WFX	25/4/2023	0.21	Baht	01/01/2022 - 31/12/2022	NP	15/5/2023	4.42	4.8%	1
EASTW	26/4/2023	0.09	Baht	01/07/2022 - 31/12/2022	NP	19/5/2023	4.98	1.8%	1
GUNKUL	26/4/2023	0.06	Baht	01/01/2022 - 31/12/2022	Both	18/5/2023	3.72	1.6%	0.25
KCC	26/4/2023	0.0212	Baht	01/01/2022 - 31/12/2022	NP	17/5/2023	6.25	0.3%	0.5
SKR	26/4/2023	0.08	Baht	01/01/2022 - 31/12/2022	NP	10/5/2023	8.85	0.9%	0.5
AAI	27/4/2023	0.2	Baht	01/07/2022 - 31/12/2022	Both	16/5/2023	5.95	3.4%	1
AUCT	27/4/2023	0.305	Baht	01/07/2022 - 31/12/2022	Both	19/5/2023	11.20	2.7%	0.25
HTECH	27/4/2023	0.04	Baht	01/07/2022 - 31/12/2022	NP	19/5/2023	3.32	1.2%	1
JDF	27/4/2023	0.02	Baht	01/01/2022 - 31/12/2022	NP	18/5/2023	2.68	0.7%	0.5
KKP	27/4/2023	1.5	Baht	01/01/2022 - 31/12/2022	NP	18/5/2023	63.25	2.4%	10
MAKRO	27/4/2023	0.33	Baht	01/01/2022 - 31/12/2022	NP	17/5/2023	37.75	0.9%	0.5
MINT	27/4/2023	0.25	Baht	01/01/2022 - 31/12/2022	Both	18/5/2023	31.25	0.8%	1
MTC	27/4/2023	0.95	Baht	01/01/2022 - 31/12/2022	NP	17/5/2023	32.50	2.9%	1
NSL	27/4/2023	0.3	Baht	01/01/2022 - 31/12/2022	NP	16/5/2023	21.30	1.4%	1
PDJ	27/4/2023	0.1	Baht	01/01/2022 - 31/12/2022	NP	15/5/2023	2.94	3.4%	1
PDJ	27/4/2023	10 : 1 Share		-	RE	15/5/2023	2.94	-	1
PDJ	27/4/2023	0.011111	Baht	-	RE	15/5/2023	2.94	0.4%	1
POLY	27/4/2023	0.08	Baht	01/01/2022 - 31/12/2022	Both	-	11.00	0.7%	1
QH	27/4/2023	0.1	Baht	01/07/2022 - 31/12/2022	NP	18/5/2023	2.40	4.2%	1
RBF	27/4/2023	0.1	Baht	01/01/2022 - 31/12/2022	NP	15/5/2023	11.60	0.9%	1
SAK	27/4/2023	0.137	Baht	01/01/2022 - 31/12/2022	NP	18/5/2023	6.20	2.2%	1
SAMCO	27/4/2023	0.1	Baht	01/01/2022 - 31/12/2022	NP	17/5/2023	1.57	6.4%	1
SFLEX	27/4/2023	0.03	Baht	01/01/2022 - 31/12/2022	NP	22/5/2023	3.56	0.8%	0.5
SGC	27/4/2023	0.11	Baht	01/01/2022 - 31/12/2022	NP	18/5/2023	3.12	3.5%	1
SRICHA	27/4/2023	0.2	Baht	-	RE	17/5/2023	8.80	2.3%	1
SUN	27/4/2023	0.1	Baht	01/01/2022 - 31/12/2022	NP	19/5/2023	4.36	2.3%	0.5
TKC	27/4/2023	0.4	Baht	01/01/2022 - 31/12/2022	NP	19/5/2023	22.70	1.8%	1
TM	27/4/2023	0.05	Baht	01/01/2022 - 31/12/2022	NP	16/5/2023	2.48	2.0%	0.5
TPCH	27/4/2023	0.183	Baht	01/01/2022 - 31/12/2022	NP	18/5/2023	6.80	2.7%	1

Source: SET



## Exhibit 30: Upcoming XD [3/6]

Symbol	X-Date	Dividend (per Share)	Unit	Operation Period	Source of Dividend	Payment Date	Price	Div Yield	Par
WHAUP	27/4/2023	0.1	Baht	01/01/2022 - 31/12/2022	Both	17/5/2023	3.90	2.6%	1
ALUCON	28/4/2023	10	Baht	01/01/2022 - 31/12/2022	NP	15/5/2023	183.00	5.5%	10
ASW	28/4/2023	0.5226	Baht	01/01/2022 - 31/12/2022	NP	18/5/2023	8.30	6.3%	1
AYUD	28/4/2023	0.26	Baht	01/01/2022 - 31/12/2022	NP	24/5/2023	38.50	0.7%	1
CEYE	28/4/2023	0.15	Baht	01/01/2022 - 31/12/2022	Both	18/5/2023	4.80	3.1%	0.5
CHG	28/4/2023	0.075	Baht	01/01/2022 - 31/12/2022	NP	-	3.62	2.1%	0.1
DTCENT	28/4/2023	0.002222222	Baht	01/01/2022 - 31/12/2022	NP	19/5/2023	1.70	0.1%	0.5
DTCENT	28/4/2023	25 : 1 Share		01/01/2022 - 31/12/2022	NP	19/5/2023	1.70	-	0.5
DTCI	28/4/2023	0.35	Baht	-	RE	18/5/2023	32.25	1.1%	10
IHL	28/4/2023	0.1	Baht	01/01/2022 - 31/12/2022	NP	18/5/2023	2.92	3.4%	1
MENA	28/4/2023	0.03	Baht	01/01/2022 - 31/12/2022	NP	19/5/2023	2.66	1.1%	0.5
MFC	28/4/2023	1.5	Baht	01/01/2022 - 31/12/2022	NP	18/5/2023	23.00	6.5%	1
NEW	28/4/2023	4	Baht	01/01/2022 - 31/12/2022	NP	18/5/2023	100.00	4.0%	10
NRF	28/4/2023	0.03	Baht	01/01/2022 - 31/12/2022	NP	22/5/2023	5.70	0.5%	1
PCSGH	28/4/2023	0.2	Baht	01/07/2022 - 31/12/2022	Both	18/5/2023	5.00	4.0%	1
PREB	28/4/2023	0.5	Baht	01/01/2022 - 31/12/2022	NP	-	8.45	5.9%	1
RSP	28/4/2023	0.21	Baht	01/01/2022 - 31/12/2022	Both	18/5/2023	2.72	7.7%	1
SCG	28/4/2023	0.05	Baht	-	RE	19/5/2023	4.60	1.1%	1
SO	28/4/2023	0.2	Baht	01/07/2022 - 31/12/2022	NP	17/5/2023	8.60	2.3%	1
TPBI	28/4/2023	0.2	Baht	01/01/2022 - 31/12/2022	NP	19/5/2023	4.70	4.3%	1
TWPC	28/4/2023	0.2158	Baht	-	RE	19/5/2023	4.76	4.5%	1
AHC	2/5/2023	1.18	Baht	01/01/2022 - 31/12/2022	NP	23/5/2023	17.90	6.6%	1
AMARC	2/5/2023	0.02	Baht	01/01/2022 - 31/12/2022	NP	19/5/2023	2.50	0.8%	0.5
AMARC	2/5/2023	0.08	Baht	-	RE	19/5/2023	2.50	3.2%	0.5
BAM	2/5/2023	0.55	Baht	01/01/2022 - 31/12/2022	NP	23/5/2023	13.20	4.2%	5
BIS	2/5/2023	0.0625	Baht	01/07/2022 - 31/12/2022	NP	22/5/2023	7.45	0.8%	0.5
CHOTI	2/5/2023	8.5	Baht	01/01/2022 - 31/12/2022	NP	23/5/2023	136.00	6.3%	10
CPALL	2/5/2023	0.75	Baht	01/01/2022 - 31/12/2022	NP	19/5/2023	61.75	1.2%	1
CPANEL	2/5/2023	0.17	Baht	01/01/2022 - 31/12/2022	NP	-	9.40	1.8%	1
DMT	2/5/2023	0.38	Baht	01/01/2022 - 31/12/2022	NP	25/5/2023	13.20	2.9%	5.2
DMT	2/5/2023	0.12	Baht	-	RE	25/5/2023	13.20	0.9%	5.2
ESSO	2/5/2023	0.3	Baht	01/01/2022 - 31/12/2022	NP	22/5/2023	8.65	3.5%	4.9338
HTC	2/5/2023	0.97	Baht	01/07/2022 - 31/12/2022	NP	19/5/2023	31.00	3.1%	1
INET	2/5/2023	0.1061	Baht	01/01/2022 - 31/12/2022	NP	22/5/2023	5.10	2.1%	1
L&E	2/5/2023	0.061	Baht	-	RE	17/5/2023	1.84	3.3%	1
LHFG	2/5/2023	0.01	Baht	01/01/2022 - 31/12/2022	NP	19/5/2023	1.05	1.0%	1
LPH	2/5/2023	0.1	Baht	01/01/2022 - 31/12/2022	NP	19/5/2023	5.45	1.8%	0.5
MFEC	2/5/2023	0.4	Baht	01/01/2022 - 31/12/2022	NP	19/5/2023	7.95	5.0%	1
MGT	2/5/2023	0.08	Baht	01/07/2022 - 31/12/2022	NP	16/5/2023	3.26	2.5%	0.5
MODERN	2/5/2023	0.06	Baht	01/01/2022 - 31/12/2022	NP	17/5/2023	3.12	1.9%	1
MOSHI	2/5/2023	0.1	Baht	01/01/2022 - 31/12/2022	NP	23/5/2023	46.50	0.2%	1
MOSHI	2/5/2023	10 : 1 Share		01/01/2022 - 31/12/2022	NP	23/5/2023	46.50	-	1
NETBAY	2/5/2023	0.8162	Baht	01/01/2022 - 31/12/2022	NP	17/5/2023	24.80	3.3%	1
PIMO	2/5/2023	0.042	Baht	01/07/2022 - 31/12/2022	NP	23/5/2023	1.92	2.2%	0.25
PR9	2/5/2023	0.29	Baht	01/01/2022 - 31/12/2022	NP	19/5/2023	19.40	1.5%	1
PRAKIT	2/5/2023	1	Baht	01/01/2022 - 31/12/2022	NP	23/5/2023	12.80	7.8%	1
SAWAD	2/5/2023	1.8	Baht	01/01/2022 - 31/12/2022	Both	19/5/2023	48.75	3.7%	1
SC	2/5/2023	0.17	Baht	01/07/2022 - 31/12/2022	NP	18/5/2023	4.40	3.9%	1
SCAP	2/5/2023	0.8	Baht	01/01/2022 - 31/12/2022	Both	16/5/2023	26.50	3.0%	5
SNNP	2/5/2023	0.23	Baht	01/07/2022 - 31/12/2022	NP	19/5/2023	21.20	1.1%	0.5
SORKON	2/5/2023	0.1	Baht	01/01/2022 - 31/12/2022	NP	22/5/2023	5.00	2.0%	1
SVI	2/5/2023	0.26	Baht	01/01/2022 - 31/12/2022	NP	16/5/2023	9.30	2.8%	1
THIP	2/5/2023	1.75	Baht	01/01/2022 - 31/12/2022	NP	22/5/2023	33.00	5.3%	1
ACG	3/5/2023	0.0133	Baht	01/01/2022 - 31/12/2022	Both	-	1.53	0.9%	0.5

Source: SET



## Exhibit 31: Upcoming XD [4/6]

Symbol	X-Date	Dividend (per Share)	Unit	Operation Period	Source of Dividend	Payment Date	Price	Div Yield	Par
AKP	3/5/2023	0.025	Baht	01/01/2022 - 31/12/2022	NP	25/5/2023	1.95	1.3%	0.5
AMATA	3/5/2023	0.4	Baht	01/01/2022 - 31/12/2022	NP	19/5/2023	21.90	1.8%	1
AMATAV	3/5/2023	0.07	Baht	01/01/2022 - 31/12/2022	NP	18/5/2023	6.55	1.1%	0.5
APCO	3/5/2023	0.155	Baht	01/01/2022 - 31/12/2022	Both	22/5/2023	5.00	3.1%	0.5
APP	3/5/2023	0.14	Baht	01/01/2022 - 31/12/2022	NP	-	2.82	5.0%	0.5
BE8	3/5/2023	0.005	Baht	01/01/2022 - 31/12/2022	NP	12/5/2023	57.25	0.0%	0.5
BE8	3/5/2023	10 : 1 Share		01/01/2022 - 31/12/2022	NP	12/5/2023	57.25	-	0.5
BJC	3/5/2023	0.65	Baht	01/01/2022 - 31/12/2022	NP	24/5/2023	36.75	1.8%	1
BLA	3/5/2023	0.28	Baht	-	RE	-	28.25	1.0%	1
BRI	3/5/2023	0.721	Baht	01/01/2022 - 31/12/2022	NP	-	11.80	6.1%	0.5
CIVIL	3/5/2023	0.02	Baht	01/01/2022 - 31/12/2022	NP	24/5/2023	2.64	0.8%	1
CKP	3/5/2023	0.085	Baht	01/01/2022 - 31/12/2022	Both	22/5/2023	3.92	2.2%	1
COLOR	3/5/2023	0.08	Baht	01/01/2022 - 31/12/2022	Both	25/5/2023	1.65	4.8%	1
CPR	3/5/2023	0.089	Baht	01/01/2022 - 31/12/2022	NP	26/5/2023	4.40	2.0%	1
D	3/5/2023	7.5 : 1 Share		01/01/2022 - 31/12/2022	NP	22/5/2023	6.00	-	0.5
D	3/5/2023	0.00741	Baht	01/01/2022 - 31/12/2022	NP	22/5/2023	6.00	0.1%	0.5
EKH	3/5/2023	40 : 1 Share		01/01/2022 - 31/12/2022	NP	19/5/2023	7.85	-	0.5
EKH	3/5/2023	0.32	Baht	01/01/2022 - 31/12/2022	NP	19/5/2023	7.85	4.1%	0.5
ICC	3/5/2023	1	Baht	-	RE	23/5/2023	34.25	2.9%	1
IVL	3/5/2023	0.4	Baht	01/01/2022 - 31/12/2022	NP	19/5/2023	33.75	1.2%	1
KISS	3/5/2023	0.08	Baht	01/07/2022 - 31/12/2022	NP	-	6.70	1.2%	0.5
KTMS	3/5/2023	0.0327	Baht	-	RE	25/5/2023	3.96	0.8%	0.5
KWM	3/5/2023	0.058	Baht	01/01/2022 - 31/12/2022	Both	22/5/2023	1.94	3.0%	0.5
NYT	3/5/2023	0.22	Baht	01/01/2022 - 31/12/2022	NP	25/5/2023	3.60	6.1%	0.5
OCC	3/5/2023	0.05	Baht	-	RE	23/5/2023	10.20	0.5%	1
OSP	3/5/2023	0.45	Baht	01/07/2022 - 31/12/2022	Both	25/5/2023	31.25	1.4%	1
PAF	3/5/2023	0.0102	Baht	01/01/2022 - 31/12/2022	NP	24/5/2023	1.29	0.8%	0.51
PPS	3/5/2023	0.01	Baht	01/01/2022 - 31/12/2022	NP	24/5/2023	0.73	1.4%	0.25
PRM	3/5/2023	0.25	Baht	01/01/2022 - 31/12/2022	NP	26/5/2023	7.30	3.4%	1
RICHY	3/5/2023	32 : 1 Share		01/01/2022 - 31/12/2022	Both	26/5/2023	0.73	-	1
RICHY	3/5/2023	0.00385	Baht	01/01/2022 - 31/12/2022	Both	26/5/2023	0.73	0.5%	1
ROJNA	3/5/2023	0.3	Baht	01/01/2022 - 31/12/2022	NP	26/5/2023	6.20	4.8%	1
S&J	3/5/2023	1.7	Baht	-	RE	24/5/2023	37.25	4.6%	1
SABINA	3/5/2023	0.59	Baht	-	RE	19/5/2023	25.25	2.3%	1
SABUY	3/5/2023	4 : 1 Share		01/01/2022 - 31/12/2022	NP	19/5/2023	11.20	-	1
SABUY	3/5/2023	0.0278	Baht	01/01/2022 - 31/12/2022	NP	19/5/2023	11.20	0.2%	1
SALEE	3/5/2023	0.07	Baht	01/01/2022 - 31/12/2022	Both	25/5/2023	1.14	6.1%	0.25
SAUCE	3/5/2023	1.65	Baht	01/01/2022 - 31/12/2022	NP	19/5/2023	31.50	5.2%	1
SCN	3/5/2023	0.055	Baht	-	RE	23/5/2023	1.89	2.9%	0.5
SICT	3/5/2023	5 : 1 Share		01/01/2022 - 31/12/2022	NP	25/5/2023	9.40	-	0.5
SICT	3/5/2023	0.0112	Baht	01/01/2022 - 31/12/2022	NP	25/5/2023	9.40	0.1%	0.5
SINGER	3/5/2023	0.26	Baht	01/01/2022 - 31/12/2022	NP	19/5/2023	18.50	1.4%	1
SM	3/5/2023	0.04	Baht	01/01/2022 - 31/12/2022	NP	26/5/2023	1.90	2.1%	0.5
SMD	3/5/2023	0.5	Baht	01/01/2022 - 31/12/2022	Both	19/5/2023	7.85	6.4%	0.5
SPI	3/5/2023	0.6	Baht	-	RE	23/5/2023	64.50	0.9%	1
SSF	3/5/2023	0.4814	Baht	01/01/2022 - 31/12/2022	NP	24/5/2023	8.20	5.9%	1
SSP	3/5/2023	10 : 1 Share		01/01/2022 - 31/12/2022	Both	25/5/2023	8.90	-	1
SSP	3/5/2023	0.061111111	Baht	01/01/2022 - 31/12/2022	Both	25/5/2023	8.90	0.7%	1
SST	3/5/2023	0.03	Baht	-	RE	-	6.35	0.5%	1
STP	3/5/2023	0.25	Baht	01/01/2022 - 31/12/2022	NP	25/5/2023	10.10	2.5%	1
SWC	3/5/2023	0.25	Baht	01/07/2022 - 31/12/2022	NP	25/5/2023	6.20	4.0%	0.5
TFG	3/5/2023	0.3	Baht	01/01/2022 - 31/12/2022	Both	23/5/2023	5.15	5.8%	1
TNL	3/5/2023	0.2	Baht	01/01/2022 - 31/12/2022	Both	24/5/2023	34.25	0.6%	1
TPCS	3/5/2023	1	Baht	01/01/2022 - 31/12/2022	NP	24/5/2023	20.20	5.0%	1

Source: SET

## Exhibit 32: Upcoming XD [5/6]

Symbol	X-Date	Dividend (per Share)	Unit	Operation Period	Source of Dividend	Payment Date	Price	Div Yield	Par
TSR	3/5/2023	0.0111	Baht	01/01/2022 - 31/12/2022	NP	19/5/2023	3.68	0.3%	1
TSR	3/5/2023	10 : 1 Share		01/01/2022 - 31/12/2022	NP	19/5/2023	3.68	-	1
WACOAL	3/5/2023	0.7	Baht	-	RE	23/5/2023	34.25	2.0%	1
YGG	3/5/2023	0.067	Baht	01/10/2022 - 31/12/2022	NP	22/5/2023	7.20	0.9%	0.5
ASIAN	8/5/2023	0.4	Baht	01/07/2022 - 31/12/2022	Both	24/5/2023	11.50	3.5%	1
AU	8/5/2023	0.15	Baht	01/01/2022 - 31/12/2022	NP	23/5/2023	10.60	1.4%	0.1
AURA	8/5/2023	0.08	Baht	01/10/2022 - 31/12/2022	NP	22/5/2023	18.40	0.4%	1
CHAYO	8/5/2023	0.00111112	Baht	-	RE	-	8.05	0.0%	0.5
CHAYO	8/5/2023	50 : 1 Share		-	RE	-	8.05	-	0.5
CPF	8/5/2023	0.35	Baht	01/01/2022 - 31/12/2022	NP	25/5/2023	21.40	1.6%	1
CRC	8/5/2023	0.48	Baht	01/01/2022 - 31/12/2022	NP	26/5/2023	43.75	1.1%	1
CSS	8/5/2023	0.05	Baht	01/07/2022 - 31/12/2022	NP	25/5/2023	1.42	3.5%	0.5
FLOYD	8/5/2023	0.00617284	Baht	-	RE	25/5/2023	1.24	0.5%	0.5
FLOYD	8/5/2023	9 : 1 Share		-	RE	25/5/2023	1.24	-	0.5
FNS	8/5/2023	0.2	Baht	01/01/2022 - 31/12/2022	NP	-	3.46	5.8%	5
GTB	8/5/2023	0.02	Baht	01/01/2022 - 31/12/2022	NP	-	0.74	2.7%	0.25
HFT	8/5/2023	0.38	Baht	01/01/2022 - 31/12/2022	NP	25/5/2023	5.25	7.2%	1
HUMAN	8/5/2023	0.12	Baht	01/07/2022 - 31/12/2022	Both	25/5/2023	11.70	1.0%	0.5
ICHI	8/5/2023	0.6	Baht	01/01/2022 - 31/12/2022	Both	24/5/2023	12.70	4.7%	1
IP	8/5/2023	0.18	Baht	01/01/2022 - 31/12/2022	NP	26/5/2023	12.10	1.5%	0.5
KAMART	8/5/2023	0.08	Baht	01/01/2022 - 31/12/2022	NP	23/5/2023	6.85	1.2%	0.6
KLINIQ	8/5/2023	0.5	Baht	01/08/2022 - 31/12/2022	Both	-	39.50	1.3%	0.5
LH	8/5/2023	0.35	Baht	01/07/2022 - 31/12/2022	Both	22/5/2023	9.55	3.7%	1
MATI	8/5/2023	0.25	Baht	-	RE	25/5/2023	8.05	3.1%	1
MICRO	8/5/2023	0.036	Baht	01/01/2022 - 31/12/2022	NP	18/5/2023	3.44	1.0%	1
MITSIB	8/5/2023	20 : 1 Share		01/01/2022 - 31/12/2022	Both	19/5/2023	1.07	-	0.5
MITSIB	8/5/2023	0.0025	Baht	01/01/2022 - 31/12/2022	Both	19/5/2023	1.07	0.2%	0.5
MK	8/5/2023	0.11	Baht	-	RE	-	2.72	4.0%	1
ONEE	8/5/2023	0.16	Baht	01/07/2022 - 31/12/2022	NP	26/5/2023	6.10	2.6%	2
ORI	8/5/2023	0.57	Baht	01/07/2022 - 31/12/2022	NP	-	11.80	4.8%	0.5
PCC	8/5/2023	0.14	Baht	01/01/2022 - 31/12/2022	NP	26/5/2023	3.08	4.5%	1
PPM	8/5/2023	0.025	Baht	01/01/2022 - 31/12/2022	NP	25/5/2023	1.87	1.3%	0.5
SCM	8/5/2023	0.11	Baht	01/01/2022 - 31/12/2022	NP	22/5/2023	5.00	2.2%	0.5
SELIC	8/5/2023	30 : 1 Share		01/01/2022 - 31/12/2022	NP	25/5/2023	2.72	-	0.5
SELIC	8/5/2023	0.02217	Baht	01/01/2022 - 31/12/2022	NP	25/5/2023	2.72	0.8%	0.5
SITHAI	8/5/2023	0.04	Baht	-	RE	25/5/2023	1.50	2.7%	1
SPALI	8/5/2023	0.75	Baht	01/07/2022 - 31/12/2022	NP	23/5/2023	22.10	3.4%	1
SSSC	8/5/2023	0.185	Baht	01/01/2022 - 31/12/2022	NP	26/5/2023	2.96	6.3%	1
TACC	8/5/2023	0.19	Baht	01/01/2022 - 31/12/2022	Both	23/5/2023	5.75	3.3%	0.25
THREL	8/5/2023	0.07	Baht	01/01/2022 - 31/12/2022	NP	-	3.98	1.8%	1
THREL	8/5/2023	60 : 1 Share		01/01/2022 - 31/12/2022	NP	-	3.98	-	1
TOA	8/5/2023	0.25	Baht	01/07/2022 - 31/12/2022	NP	26/5/2023	33.25	0.8%	1
TPS	8/5/2023	0.1	Baht	-	RE	23/5/2023	3.34	3.0%	0.5
TRUBB	8/5/2023	0.12	Baht	01/01/2022 - 31/12/2022	NP	26/5/2023	1.83	6.6%	1
VIBHA	8/5/2023	0.055	Baht	01/01/2022 - 31/12/2022	NP	26/5/2023	2.70	2.0%	0.1
AMR	9/5/2023	0.05	Baht	01/01/2022 - 31/12/2022	Both	-	3.80	1.3%	0.5
AP	9/5/2023	0.65	Baht	-	RE	25/5/2023	12.00	5.4%	1
AWC	9/5/2023	0.032	Baht	01/01/2022 - 31/12/2022	Both	24/5/2023	5.35	0.6%	1
BAY	9/5/2023	0.45	Baht	-	RE	25/5/2023	28.50	1.6%	10
BBIK	9/5/2023	0.4	Baht	01/01/2022 - 31/12/2022	NP	-	106.50	0.4%	0.5
BCH	9/5/2023	0.4	Baht	01/01/2022 - 31/12/2022	NP	19/5/2023	19.70	2.0%	1
BEC	9/5/2023	0.16	Baht	-	RE	25/5/2023	8.45	1.9%	1
CSR	9/5/2023	1.11	Baht	01/01/2022 - 31/12/2022	NP	26/5/2023	70.00	1.6%	10
EASON	9/5/2023	0.06	Baht	01/01/2022 - 31/12/2022	NP	24/5/2023	1.30	4.6%	1

Source: SET

## Exhibit 33: Upcoming XD [6/6]

Symbol	X-Date	Dividend (per Share)	Unit	Operation Period	Source of Dividend	Payment Date	Price	Div Yield	Par
FE	9/5/2023	3.5	Baht	01/01/2022 - 31/12/2022	Both	25/5/2023	200.00	1.8%	10
HPT	9/5/2023	0.0212	Baht	01/01/2022 - 31/12/2022	NP	22/5/2023	0.78	2.7%	0.25
ILM	9/5/2023	0.6	Baht	01/01/2022 - 31/12/2022	NP	22/5/2023	20.80	2.9%	5
JUBILE	9/5/2023	0.35	Baht	01/07/2022 - 31/12/2022	NP	19/5/2023	25.25	1.4%	1
KUMWEL	9/5/2023	0.07	Baht	01/01/2022 - 31/12/2022	NP	26/5/2023	2.18	3.2%	0.5
LEO	9/5/2023	0.2	Baht	01/07/2022 - 31/12/2022	NP	26/5/2023	9.40	2.1%	0.5
M	9/5/2023	0.9	Baht	01/01/2022 - 31/12/2022	NP	24/5/2023	51.00	1.8%	1
MOONG	9/5/2023	0.1	Baht	01/01/2022 - 31/12/2022	NP	24/5/2023	2.16	4.6%	0.5
NFC	9/5/2023	0.18	Baht	01/01/2022 - 31/12/2022	NP	26/5/2023	4.40	4.1%	0.18
NOBLE	9/5/2023	0.2	Baht	01/01/2022 - 31/12/2022	Both	25/5/2023	4.90	4.1%	1
PF	9/5/2023	0.02	Baht	01/01/2022 - 31/12/2022	NP	-	0.40	5.0%	1
PIN	9/5/2023	0.15	Baht	01/01/2022 - 31/12/2022	Both	-	3.70	4.1%	1
PL	9/5/2023	0.11	Baht	01/01/2022 - 31/12/2022	NP	25/5/2023	2.50	4.4%	1
PRAPAT	9/5/2023	0.04	Baht	01/01/2022 - 31/12/2022	NP	24/5/2023	2.06	1.9%	0.5
PROEN	9/5/2023	0.12	Baht	01/01/2022 - 31/12/2022	NP	-	5.00	2.4%	0.5
SAPPE	9/5/2023	1.65	Baht	01/01/2022 - 31/12/2022	NP	26/5/2023	54.75	3.0%	1
SMT	9/5/2023	0.06	Baht	-	RE	25/5/2023	4.40	1.4%	1
TC	9/5/2023	0.5	Baht	01/01/2022 - 31/12/2022	NP	26/5/2023	8.30	6.0%	1
TFMAMA	9/5/2023	2.74	Baht	01/07/2022 - 31/12/2022	Both	25/5/2023	198.00	1.4%	1
TLI	9/5/2023	0.3	Baht	01/01/2022 - 31/12/2022	NP	-	12.60	2.4%	1
TPAC	9/5/2023	0.293	Baht	01/01/2022 - 31/12/2022	NP	25/5/2023	14.50	2.0%	1
WIIK	9/5/2023	0.06	Baht	01/01/2022 - 31/12/2022	NP	26/5/2023	1.77	3.4%	1
ALLA	10/5/2023	0.07	Baht	01/01/2022 - 31/12/2022	NP	25/5/2023	1.42	4.9%	0.5
ARROW	10/5/2023	0.25	Baht	01/01/2022 - 31/12/2022	Both	26/5/2023	7.05	3.5%	1
ASEFA	10/5/2023	0.18	Baht	01/01/2022 - 31/12/2022	NP	25/5/2023	3.70	4.9%	1
ILINK	10/5/2023	0.2	Baht	01/01/2022 - 31/12/2022	NP	26/5/2023	6.90	2.9%	1
ITEL	10/5/2023	0.0635	Baht	01/01/2022 - 31/12/2022	NP	26/5/2023	3.24	2.0%	0.5
MEB	10/5/2023	0.05	Baht	01/01/2022 - 31/12/2022	NP	26/5/2023	38.50	0.1%	0.5
PB	10/5/2023	1.14	Baht	01/07/2022 - 31/12/2022	Both	24/5/2023	70.75	1.6%	1
SIAM	10/5/2023	0.03	Baht	01/01/2022 - 31/12/2022	NP	25/5/2023	1.61	1.9%	1
SMIT	10/5/2023	0.2	Baht	01/07/2022 - 31/12/2022	NP	26/5/2023	4.66	4.3%	1
SPC	10/5/2023	1	Baht	-	RE	23/5/2023	63.00	1.6%	1
STI	10/5/2023	0.17	Baht	01/01/2022 - 31/12/2022	NP	-	5.40	3.1%	0.5
TOPP	10/5/2023	3.82	Baht	01/01/2022 - 31/12/2022	NP	26/5/2023	162.00	2.4%	10
AKR	11/5/2023	0.045	Baht	01/01/2022 - 31/12/2022	NP	26/5/2023	0.98	4.6%	0.8
PG	11/5/2023	0.2	Baht	01/01/2022 - 31/12/2022	NP	24/5/2023	7.95	2.5%	1
SENA	11/5/2023	0.078368	Baht	01/01/2022 - 31/12/2022	NP	-	3.42	2.3%	1
TMI	11/5/2023	0.015	Baht	01/01/2022 - 31/12/2022	NP	26/5/2023	1.97	0.8%	0.25
TRU	11/5/2023	0.35	Baht	01/01/2022 - 31/12/2022	Both	25/5/2023	6.10	5.7%	1
TRU	11/5/2023	10 : 1 Share		01/01/2022 - 31/12/2022	Both	25/5/2023	6.10	-	1
WHA	11/5/2023	0.1003	Baht	01/01/2022 - 31/12/2022	NP	25/5/2023	4.20	2.4%	0.1
BRR	12/5/2023	0.2	Baht	01/01/2022 - 31/12/2022	NP	25/5/2023	6.10	3.3%	1
CHARAN	12/5/2023	2	Baht	01/01/2022 - 31/12/2022	NP	25/5/2023	30.75	6.5%	10
NNCL	12/5/2023	0.05	Baht	01/01/2022 - 31/12/2022	NP	23/5/2023	1.99	2.5%	1

Source: SET

