

11 APRIL 2022

SPOTLIGHT ON THAILAND

Published Reports

- ADVANCED INFO SERVICE (ADVANC TB) - Expect a soft 1Q22; Maintain BUY TP THB260.00

News Comments

- Bangkok Airways (BA TB, BUY, TP THB16) – Set up the REIT to buy Samui Airport

Economics

- COVID-19 cases as of 10 Apr globally reaches 498,964,593 with new 618,785 cases and 1,613 new deaths. There are 44,609,701 currently infected patients, with 105,272 (0.6%) cases in serious condition.
- 'Epidemic' status still some way off: expert
- Nok Air offers charter flights to Betong
- BAAC to help farmers hurt by rising price of fertilizer, Bank to propose option to board
- Bol speeds up rejig of incentives, Aim is to align them with global changes
- Tourism banking on digital realm, New technology offers hope for ailing industry, writes Dusida Worrachaddejchai
- Interest-Rate Surge Starts to Ripple Through U.S. Economy, Fed's moves to chill inflation drive up bond yields and many other borrowing costs linked to them

Corporate News

- Haier eyes B16bn Thai sales
- GBX offers new services in digital transformation
- NBTC supports training for people in need
- CKP to build hydropower plant near Luang Prabang
- Centara Osaka debut slated for July 2023

Indices	Index as of 8-Apr-22	Change -1D (%)	Change YTD (%)	Net Foreign YTD (USD m)
Thailand SET	1,686	0.2	1.7	3,481
China SHCOMP	3,252	0.5	(10.7)	
Hong Kong HSI	21,872	0.3	(6.5)	
India SENSEX	59,447	0.7	2.0	(13,653)
Indonesia JCI	7,211	1.2	9.6	2,610
Korea KOSPI	2,700	0.2	(9.3)	(8,357)
MY FBMKLCI	1,607	0.4	2.5	
PH PCOMP	7,018	1.3	(1.5)	(151)
SG FSSTI	3,383	(0.6)	8.3	
Taiwan TWSE	17,285	0.6	(5.1)	(20,692)
VN VNINDEX	1,482	(1.4)	(1.1)	(326)
MSCI Emerging	1,128	0.2	(8.4)	
Nikkei 225	26,986	0.4	(6.3)	
FTSE 100	7,670	1.6	3.9	
CAC 40	6,548	1.3	(8.5)	
DAX	14,284	1.5	(10.1)	
Dow Jones	34,721	0.4	(4.5)	
Nasdaq	13,711	(1.3)	(12.4)	
S&P 500	4,488	(0.3)	(5.8)	
Brent	102.78	2.2	32.1	
Dubai	98.20	(1.0)	28.4	
WTI	98.26	2.3	30.6	
GOLD	1,947.54	0.8	6.5	
Trade data	Buy	Sell	Net	Share (%)
(THB m)	(THB m)	(THB m)	(THB m)	(THB m)
Foreign	32,266	32,474	(208)	46
Retail	26,254	24,455	1,800	36
Prop Trade	6,221	6,776	(555)	9
Local Institution	6,144	7,181	(1,037)	9
Total Trade	70,885	70,885	0	100
Rates	Last close	1M ago	End last yr	1yr ago
	4/8/2022	3/8/2022	12/31/2021	4/8/2021
THB/USD	33.62	33.17	33.41	31.46
Inflation *	5.73	5.28	2.17	(0.08)
MLR **	5.31	5.31	5.31	5.31
1Y Fixed *	0.43	0.43	0.43	0.43
Govt bond 10Y	2.36	2.13	1.89	1.92
Commodity	Last close	1M ago	End last yr	1yr ago
(USD/bbl)	4/8/2022	3/8/2022	12/31/2021	4/8/2021
Brent	102.78	127.98	77.78	63.20
Dubai	98.20	129.28	76.48	60.42
WTI	98.26	123.70	75.21	59.60
Gold	1,948	2,051	1,829	1,756
Baltic Dry	2,055	2,718	2,217	2,085
(USD/ton)	08-Apr-22	01-Apr-22	25-Dec-20	09-Apr-21
Coal	292.87	264.14	84.45	90.37
% change	10.9	(16.5)	246.8	224.1

* chg y-y% last at end of most recent month end; *** Avg of 4 major banks;

Sources: Bloomberg, except coal from BANPU

FSSIA Thailand Research

Suwat Sinsadok, Head of Research/Energy & Utilities | +66 2611 3558 | suwat.sin@fssia.com
 Songklod Wongchai, Strategy | +66 2611 3553 | songklod.won@fssia.com
 Yuvarant Suwanumphai, Banking | +66 2611 3554 | yuvarant.suw@fssia.com
 Karun Intrachai, Commerce, Food & Property | +66 2611 3555 | karun.int@fssia.com
 Teerapol Udomvej, Healthcare, Tourism & Aviation | +66 2611 3535 | teerapol.udo@fssia.com
 Naruedom Mujjalinkool, ICT, Media & Transportation | +66 2611 3566 | naruedom.muj@fssia.com

Thailand Equity Sales:

Manida Sithiseree | +66 2611 3590/91 | manida.s@fnsyrus.com
 Chaiyon Rerkriengkrai | +66 2611 3592/93 | chaiyon.r@fnsyrus.com
 Napaporn Klongvanitchakij | +66 2611 3582/83 | napaporn.k@fnsyrus.com
 Pannapak Thongsukmark | +66 2611 3575/76 | pannapak.t@fnsyrus.com
 Rattana Detphattharakoson | +66 2611 3580/71 | rattana.d@fnsyrus.com

Thailand Equity Trading:

THIS UNEDITED REPORT IS PREPARED UNDER TIME CONSTRAINT BY FSS INTERNATIONAL INVESTMENT ADVISORY SECURITIES CO., LTD. (FSSIA). ALL VIEWS EXPRESSED IN THIS REPORT ACCURATELY REFLECT THE PERSONAL VIEW OF THE ANALYST(S) WITH REGARD TO ANY AND ALL OF THE SUBJECT SECURITIES, COMPANIES OR ISSUERS MENTIONED IN THIS REPORT; AND (II) NO PART OF THE COMPENSATION OF THE ANALYST(S) WAS, IS, OR WILL BE, DIRECTLY OR INDIRECTLY, RELATED TO THE SPECIFIC RECOMMENDATIONS OR VIEWS EXPRESSED HEREIN. The information herein has been obtained from sources believed to be reliable and accurate; however FSSIA makes no representation as to the accuracy and completeness of such information. Information and opinions expressed herein are subject to change without notice. FSSIA has no intention to solicit investors to buy or sell any security in this report.

Published Reports

ADVANCED INFO SERVICE (ADVANC TB) - Expect a soft 1Q22; Maintain BUY TP THB260.00

Slower core service revenue growth on the way in 1Q22

We expect ADVANC's mobile revenue in 1Q22 to drop slightly to THB29.2b (-1.4% q-q, -0.6% y-y). Mobile subs should continue to grow thanks to aggressive new sub acquisitions from its competitors who are still focused on merger talks. However, we think mobile average revenue per user (ARPU) should decline due to the remaining competition, Covid, and inflation. We expect other revenue from enterprise and fixed broadband to grow continuously, bringing ADVANC's service revenue down slightly to THB36.6b (-6% q-q, +1% y-y). Note that in 1Q22, there was a q-q slowdown in handset sales following the high season. Thus, we expect ADVANC's 1Q22 revenue to drop by 10.3% q-q to THB45.2b.

Higher cost pressure to hit profit

ADVANC should report higher operating costs mainly from network OPEX that should continue to increase due to its 5G network expansion. Moreover, its SG&A should grow y-y due to the strong marketing campaign backing its mobile sub acquisition strategy. As a result, we expect ADVANC's core profit in 1Q22 to slip to THB6.5b (-2.4% q-q, -5.1% y-y).

Catalysts from new ventures should take time to bear fruit

The data centre with Singtel and Gulf Energy Development (GULF TB, BUY, TP THB60) is still in the JV setup stages. AISCB, the digital financing business with Siam Commercial Bank (SCB TB, BUY, TP THB160), is in the process of getting licensing approval from the Bank of Thailand. We think this means that the new catalysts based on their new businesses should take more time to bear fruit, possibly in 2Q22.

Maintain BUY with the same TP of THB260

Given the slower earnings outlook in 1Q22, which may continue into 2Q22, due to Covid, inflation, and high competition, we see the potential for slower growth in ADVANC's share price performance after a strong 1Q22. However, in the longer term, we still like ADVANC due to its potential to gain more mobile subs from competitors during the merger process. If the company can continue to acquire more subs in the next six months, we believe this could be its key driver in the future. For this reason, we maintain BUY with the same TP of THB260.

Exhibit 1: 1Q22 results preview

	1Q21	4Q21	1Q22E	Change		2022E
	(THB m)	(THB m)	(THB m)	(q-q%)	(y-y%)	(THB m)
Operating revenue	45,861	50,338	45,152	(10.3)	(1.5)	184,320
Operating expense	(23,281)	(27,404)	(22,905)	(16.4)	(1.6)	(91,213)
EBITDA	22,580	22,934	22,247	(3.0)	(1.5)	93,107
<i>EBITDA margin (%)</i>	<i>49</i>	<i>46</i>	<i>49</i>	<i>nm</i>	<i>nm</i>	<i>51</i>
Depreciation & amortisation	(13,009)	(13,546)	(13,100)	(3.3)	0.7	(53,649)
EBIT	9,571	9,388	9,147	(2.6)	(4.4)	39,458
Interest expense	(1,386)	(1,366)	(1,310)	(4.1)	(5.5)	(5,448)
Other income	221	196	150	(23.5)	(32.1)	620
Associates	(61)	(21)	(25)	19.8	(58.4)	20
Extra items	(223)	189	-	n.a.	n.a.	-
Pretax profit	8,122	8,386	7,962	(5.1)	(2.0)	34,650
Tax	(1,477)	(1,522)	(1,445)	(5.1)	(2.2)	(6,352)
<i>Tax rate (%)</i>	<i>(18)</i>	<i>(18)</i>	<i>(18)</i>	<i>nm</i>	<i>nm</i>	<i>(18)</i>
Minority interests	(1)	(1)	(1)	40.0	40.0	(3)
Net profit	6,644	6,863	6,516	(5.1)	(1.9)	28,295
Core net profit	6,867	6,674	6,516	(2.4)	(5.1)	28,295
EPS (THB)	2.23	2.31	2.19	(5.1)	(1.9)	9.52
Core EPS (THB)	2.31	2.24	2.19	(2.4)	(5.1)	9.52

Sources: ADVANC; FSSIA estimates

News Comments

Bangkok Airways (BA TB, BUY, TP THB16) – Set up the REIT to buy Samui Airport

- BA announced yesterday to establish REIT which will invest in the leasehold right of some assets used in the operation of Samui Airport (Runway, Apron, building)
- We have an update with management. BA expect the term and condition of this REIT would favor to BA compared to SPF. First, BA plan to pay only fixed payment to REIT, unlike SPF that BA paid both fixed and variable. This mean the upside of Samui Airport would belong to BA. Second, BA can continue to renovate Samui Airport and the upside from non-aero revenue (commercial space) would belong to BA
- Timeline to divest Samui Airport to REIT is scheduled by 3Q22. BA would use the proceed to repay its debt (c5% interest expense) and prepare for U-Tapao project
- At this stage, we see this deal as neutral. It would not have impact to our SoTP TP given that we value Samui Airport at THB22b and we believe the value size of REIT have a high potential to exceed our value (Note that BA terminate leased contract for SPF with THB18b fee)
- The deal would turn positive if BA divest Samui Airport with value more than THB22b and manage to pay fixed payment less than THB1.6b per year (Payment to SPF in 2019) by 20-30%. This would implies BA can unlock Samui Airport value, while keep the upside of Samui Airport with them

Economic news

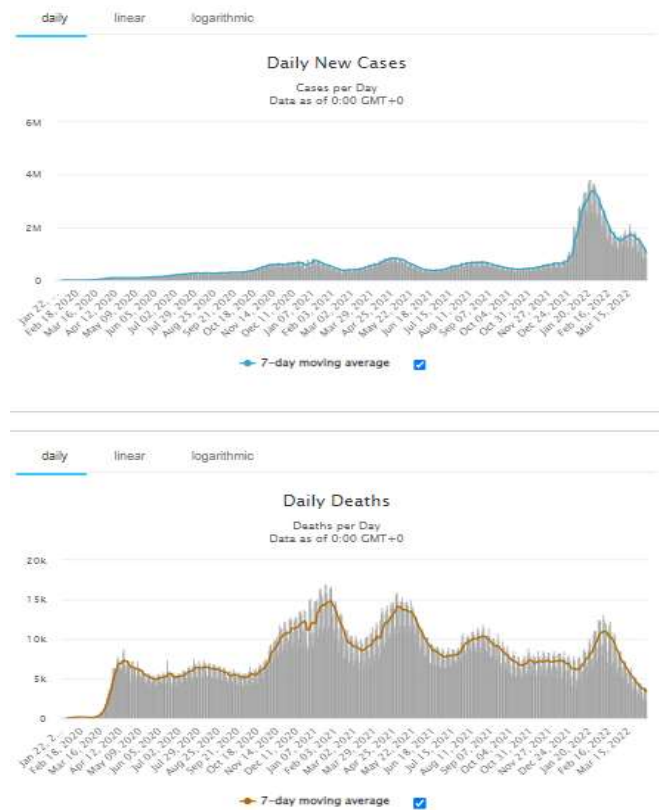
- COVID-19 cases as of 10 Apr globally reaches **498,964,593** with new 618,785 cases and 1,613 new deaths. There are 44,609,701 currently infected patients, with 105,272 (0.6%) cases in serious condition.

Exhibit 2: Top 25 countries by new cases

Country	Total Cases	New Cases	Total Deaths	New Deaths
World	498,964,593	618,785	6,202,876	1,613
1 S. Korea	15,333,670	164,481	19,421	329
2 France	26,947,375	107,654	143,288	45
3 Italy	15,292,048	53,253	160,748	90
4 Japan	6,991,687	52,162	28,646	56
5 Germany	22,679,247	45,149	132,311	
6 Australia	5,053,193	33,299	6,564	14
7 Vietnam	10,198,236	28,307	42,813	19
8 Thailand	3,883,485	25,139	26,086	108
9 Russia	17,996,060	13,056	371,716	259
10 Austria	3,987,385	10,635	16,226	18
11 USA	82,062,159	8,917	1,012,147	16
12 Greece	3,173,630	8,635	28,130	54
13 Brazil	30,152,402	7,210	661,270	
14 New Zealand	767,295	6,755	457	12
15 Turkey	14,958,974	5,609	98,409	32
16 Israel	3,997,863	4,341	10,584	25
17 Canada	3,568,118	3,481	38,003	15
18 Chile	3,512,020	3,464	57,041	44
19 Iran	7,191,643	2,894	140,616	39
20 Mexico	5,722,541	2,712	323,720	125
21 Singapore	1,138,001	2,573	1,301	2
22 Czechia	3,862,322	2,251	39,880	3
23 Slovakia	1,750,541	2,168	19,573	24
24 Hong Kong	1,190,183	1,921	8,770	65
25 Denmark	2,936,789	1,626	5,908	23

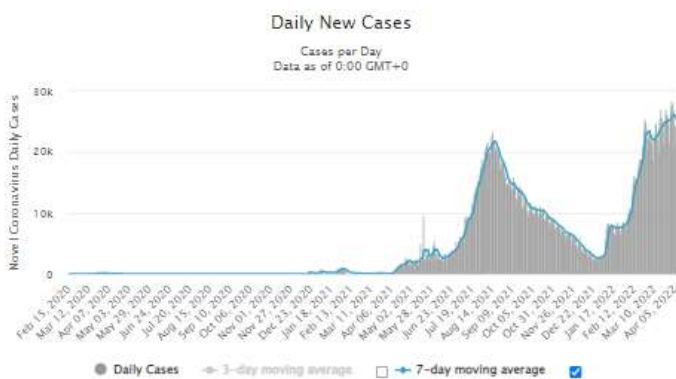
Source: worldometers.info

Exhibit 3: Global by new cases and deaths

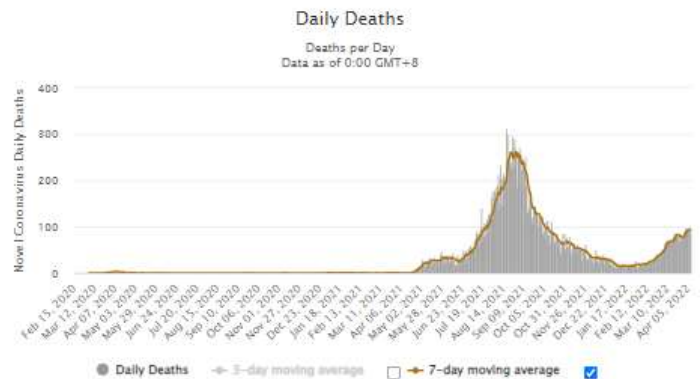


Source: worldometers.info

Daily New Cases in Thailand



Daily New Deaths in Thailand



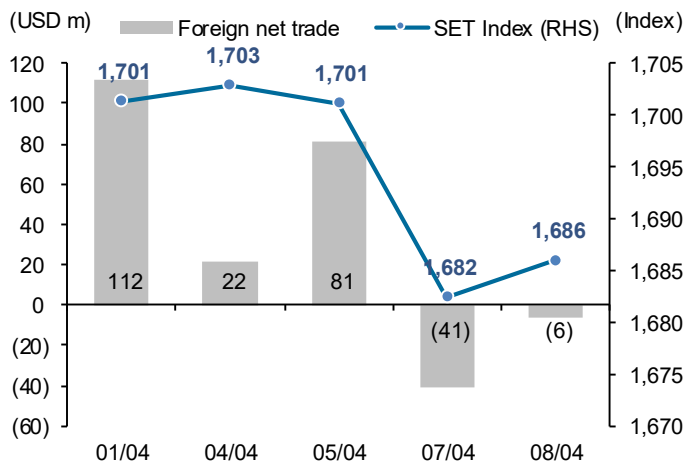
- 'Epidemic' status still some way off: expert** BANGKOK POST: The kingdom is expected to record about 100,000 new Covid-19 cases per day following the Songkran holiday, according to Dr Prasit Watanapa, dean of Siriraj Hospital's medical school under Mahidol University. According to government figures, 50–60% of Covid-19 patients who died in the past 30 days were unvaccinated, while 30% received a second dose more than three months before and 5–10% had been inoculated with a single dose.
- Nok Air offers charter flights to Betong** BANGKOK POST: Nok Air has joined hands with three business allies to provide charter flights from Bangkok to Yala's Betong district for three months starting from April 29. On Friday, Nok Air signed a memorandum of understanding with Tangmo Tour Co, CCT Group, and the Thai Tourism Promotion Association to provide the Bangkok-Betong flights. The move was supported by the Tourism Authority of Thailand, Betong airport, the Betong municipality, and local restaurant and business operators in Betong. On March 14, Nok Air inaugurated a regular service with a flight from Don Mueang to Betong carrying Prime Minister Prayut Chan-o-cha and other dignitaries, with the prime minister officially opening the airport for commercial services.

- **BAAC to help farmers hurt by rising price of fertilizer, Bank to propose option to board** BANGKOK POST: The Bank for Agriculture and Agricultural Cooperatives (BAAC) has mulled two options to ease the burden on farmers caused by rising chemical fertiliser prices, says bank president Tanaratt Ngamvalairatt. He said the BAAC will propose one of the options for the bank board's consideration this month. Mr Tanaratt said the first option is to waive interest on loans for buying chemical fertiliser for two years, with the bank asking the government to take responsibility for this interest. The other option gives farmers a two-year grace period on loan repayment, with instalments starting the third year and running until the fifth year.
- **Bol speeds up rejig of incentives, Aim is to align them with global changes** BANGKOK POST: The Board of Investment (BoI) is accelerating the revision of investment incentives to align them with global changes and offset the impact of the new world tax regimes proposed by the Organisation for Economic Co-operation and Development (OECD). According to Duangjai Asawachintachit, BoI secretary-general, investment incentives need to be rejigged to retain Thailand's investment competitiveness after members of the OECD last October took a decisive step towards forcing the world's biggest companies to pay their fair share of tax. The plan is for a global minimum corporate tax rate of 15% to be imposed by 2023. The requirement is for companies that have revenue worldwide of at least €750 million per year.
- **Tourism banking on digital realm, New technology offers hope for ailing industry, writes Dusida Worrachaddejchai** BANGKOK POST: The Covid outbreak has been a catalyst for disrupting the tourism and digital landscapes, hastened when social media giant Meta (formerly Facebook) announced a rebranding towards the metaverse last year. The metaverse frenzy created a great amount of global hype, but it is still too early to predict how this trend will play out once people become more aware of it. In addition to the gaming industry, the tourism supply side and destinations such as Seoul and Barbados have already jumped on the metaverse bandwagon by embracing technology to serve this new digital trend.
- **Interest-Rate Surge Starts to Ripple Through U.S. Economy, Fed's moves to chill inflation drive up bond yields and many other borrowing costs linked to them** BANGKOK POST: The market is finally getting the message that the era of cheap money is ending. Just look at mortgage rates. At the beginning of 2022, the average interest rate on a 30-year mortgage hovered above 3%. Today it stands at 4.72%, according to Freddie Mac. That translates into sharply higher borrowing costs for Americans looking to buy a home -- and it is only the beginning. For the better part of the past 15 years, households and businesses paid very little to borrow. Americans could get cars and homes and the appliances to fill them at interest rates in the low single digits. Companies, especially profitable ones, could practically name their price in the credit markets.

Corporate news

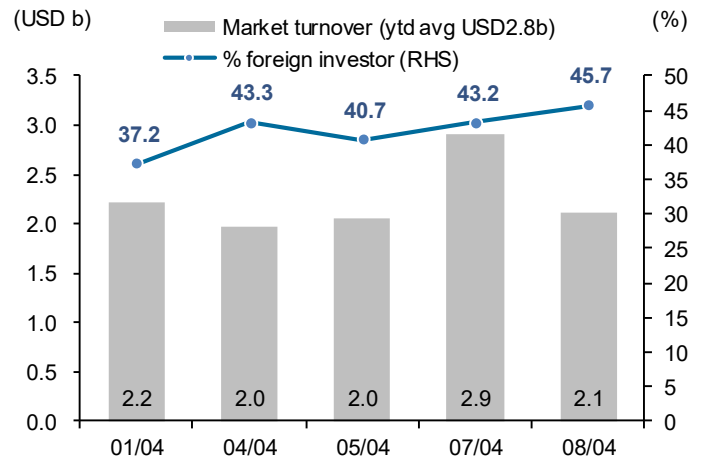
- **Haier eyes B16bn Thai sales** BANGKOK POST: Haier (Thailand) Co, the manufacturer and distributor of Haier home appliances, wants to double its domestic sales to 16 billion baht in three years. To achieve this lofty plan, the company divided its business unit into four brands to provide clear services to each customer segment. The Haier brand serves general customers, while the Yudee brand caters to consumers who prefer monthly instalments. The Candy brand targets Gen Y and Gen Z customers. The fourth brand has not been disclosed as the company plans to launch it in the second half of this year.
- **GBX offers new services in digital transformation** BANGKOK POST: SET-listed Globlex Holding Management (GBX), a holding company and gold trader, plans to launch services related to digital assets and new products to support all kinds of investment in 2022. Tharaphut Kuhapremkit, managing director of GBX, said the company is undergoing a digital transformation to enhance competitiveness and build on new business models to meet investment needs in the digital world and cover all customer groups through affiliated companies. GBX is also studying the feasibility of providing digital asset-related services and foreign brokerage services, including launching fractional shares of global stocks to give investors a chance to gain higher returns. He said fractional shares will allow investors to easily diversify into foreign stocks and receive higher returns.
- **NBTC supports training for people in need** BANGKOK POST: The National Broadcasting and Telecommunications Commission (NBTC) is working with the Department of Skill Development (DSD) and Disabilities Thailand (DTH) to conduct digital skills training for the underprivileged and people with disabilities to support their career opportunities and improve their quality of life. The target is to reach 40,000 trainees in two years. The NBTC signed memorandum of understanding agreements for cooperation with the two parties on Friday. The move is in line with the NBTC's second plan under its universal service obligation scheme, including supporting digital skill-building for 500,000 underprivileged people to enhance their career journey.
- **CKP to build hydropower plant near Luang Prabang** BANGKOK POST: CK Power Plc (CKP), the power generation arm of construction firm CH Karnchang Plc, expects to start building a new hydropower plant near Luang Prabang on the Mekong River in northern Laos as it joins the global trend of focusing more on clean energy. The project faced a two-year delay caused by the Covid-19 pandemic. The company recently signalled it is preparing for the construction by announcing to its shareholders a bank guarantee worth 98.1 million baht granted for the project, which will be developed and operated by CKP subsidiary Luang Prabang Power Co.
- **Centara Osaka debut slated for July 2023** BANGKOK POST: Centara Hotels & Resorts has confirmed a July 2023 opening date for Centara Grand Hotel Osaka. Thirayuth Chirathivat, the group's chief executive, was recently in Japan for the project's topping-off event alongside executives from Centara's partners: Taisei Corporation and Kanden Realty & Development. Mr Thirayuth made time to visit the site of the hotel on Namba Street. Construction is progressing, with a 35-storey structure completed as work nears the halfway point on the time table.

Exhibit 4: Foreign fund flow and SET Index



Source: Bloomberg

Exhibit 5: Foreign participation



Source: Bloomberg

Exhibit 6: Index performance

	SET Index		Index performance (% change)								
	Index	(%chg)	Energy	Bank	Comu	Commerce	Food	Property	Construct	Transport	Petrochem
% of SET Index			22%	9%	10%	11%	6%	6%	4%	8%	3%
Current	1,686.00	0.2	(0.7)	(0.2)	(0.5)	1.7	(0.5)	1.7	(0.3)	0.1	0.7
-5D	1,695.24	(0.5)	(2.0)	(0.8)	0.9	1.8	(2.2)	0.1	(3.1)	(0.2)	(1.6)
-1M	1,658.01	1.7	(1.2)	0.5	7.1	1.6	1.1	3.3	(1.6)	1.3	0.6
-3M	1,667.12	1.1	(1.1)	(0.9)	13.2	9.5	(4.8)	5.3	(7.0)	4.2	(9.2)
-6M	1,633.44	3.2	(0.0)	7.5	31.3	3.2	(4.9)	8.3	(8.6)	(1.8)	(9.8)
-1Y	1,566.34	7.6	5.9	6.4	57.2	7.6	(3.4)	8.9	(7.6)	(2.0)	(6.7)
WTD	1,686.00	0.0	0.0	0.0	0.0	0.0	0.0	0.0	0.0	0.0	0.0
MTD	1,695.24	(0.5)	(2.0)	(0.8)	0.9	1.8	(2.2)	0.1	(3.1)	(0.2)	(1.6)
QTD	1,695.24	(0.5)	(2.0)	(0.8)	0.9	1.8	(2.2)	0.1	(3.1)	(0.2)	(1.6)
End of 2021	1,657.62	1.7	0.2	1.4	12.4	8.8	(2.9)	4.1	(5.5)	3.6	(4.4)

Source: Bloomberg

Exhibit 7: Trade by investor types

	SET Index		Exchange rate (USD:THB)	SET Index		Equity trading / Net position				Bond Net foreign (USD m)
	Index	Change (y-y%)		Average daily turnover (THB m)	(USD m)	Foreign (USD m)	Retail (USD m)	PropTrade (USD m)	Local Inst (USD m)	
2018	1,563.88	(10.8)	32.32	56,370	1,744	(8,913)	3,571	(478)	5,799	8,855
2019	1,579.84	1.0	31.06	52,468	1,689	(1,496)	(662)	477	1,681	(502)
2020	1,449.35	(8.3)	31.29	67,335	2,152	(8,287)	6,873	459	953	(1,005)
2021	1,657.62	14.4	32.00	88,443	2,764	(1,632)	3,630	435	(2,330)	6,550
2022YTD	1,686.00	1.7	33.09	88,181	2,665	3,481	(759)	43	(2,762)	2,922
1Q21	1,587.21	41.0	30.26	93,653	3,095	(987)	1,622	129	(764)	128
2Q21	1,587.79	18.6	31.36	94,016	2,998	(1,482)	1,973	85	(574)	2,442
3Q21	1,605.68	29.8	32.92	86,406	2,625	(8)	(178)	189	97	632
4Q21	1,657.62	14.4	33.38	79,917	2,394	845	213	32	(1,089)	3,348
1Q22	1,695.24	6.8	33.04	89,343	2,704	3,369	(902)	32	(2,495)	2,613
2Q22	1,686.00	6.2	33.50	74,258	2,217	112	143	12	(267)	310
Oct-21	1,623.43	35.9	33.49	81,653	2,438	474	(106)	175	(542)	305
Nov-21	1,568.69	11.4	33.10	86,676	2,619	(324)	826	(214)	(288)	1,429
Dec-21	1,657.62	14.4	33.56	71,422	2,128	695	(507)	71	(259)	1,614
Jan-22	1,648.81	12.4	33.22	87,540	2,635	432	221	104	(756)	2,434
Feb-22	1,685.18	12.6	32.65	91,300	2,796	1,931	(863)	142	(1,208)	2,201
Mar-22	1,695.24	6.8	33.26	89,189	2,682	1,006	(260)	(215)	(531)	(2,023)
Apr-22	1,686.00	6.5	33.50	74,258	2,217	112	143	12	(267)	310
2022YTD	1,686.00	1.7	33.09	88,181	2,665	3,481	(759)	43	(2,762)	2,922
01/04/2022	1,701.31		33.46	68,941	2,060	56	(72)	(10)	25	138
04/04/2022	1,702.93		33.51	65,890	1,966	22	(16)	9	(15)	64
05/04/2022	1,701.18		33.42	68,481	2,049	81	(19)	(9)	(53)	14
07/04/2022	1,682.41		33.51	97,092	2,898	(41)	197	38	(194)	93
08/04/2022	1,686.00		33.62	70,885	2,109	(6)	54	(17)	(31)	81

Source: Bloomberg

Exhibit 8: Management trading

Company	Management	Securities	Transaction	Shares	Price (THB)	Action	Value (THBm)
JD Food (JDF)	Ratana Eaiprasertsak	Common Shares	4/7/2022	1,000,000	2.60	Sell	2.60
JD Food (JDF)	Ratana Eaiprasertsak	Common Shares	4/7/2022	1,000,000	2.60	Sell	2.60
JD Food (JDF)	Ratana Eaiprasertsak	Common Shares	4/7/2022	1,000,000	2.60	Sell	2.60
JD Food (JDF)	Jirawat Liwprasert	Common Shares	4/7/2022	1,000,000	2.60	Buy	2.60
JD Food (JDF)	Danai Watanachariya	Common Shares	4/7/2022	1,000,000	2.60	Buy	2.60
JD Food (JDF)	Tanai Charinsarn	Common Shares	4/7/2022	1,000,000	2.60	Buy	2.60
JD Food (JDF)	Dhirabul Hosajakul	Common Shares	4/7/2022	1,000,000	2.60	Sell	2.60
JD Food (JDF)	Dhirabul Hosajakul	Common Shares	4/7/2022	2,000,000	2.60	Sell	5.20
JD Food (JDF)	Dhirabul Hosajakul	Common Shares	4/7/2022	1,500,000	2.60	Sell	3.90
JD Food (JDF)	Dhirabul Hosajakul	Common Shares	4/7/2022	1,500,000	2.60	Sell	3.90
JD Food (JDF)	Dhirabul Hosajakul	Common Shares	4/7/2022	1,000,000	2.60	Sell	2.60
JD Food (JDF)	Dhirabul Hosajakul	Common Shares	4/7/2022	1,000,000	2.60	Sell	2.60
JD Food (JDF)	Nipon Jaisin	Common Shares	4/7/2022	1,000,000	2.60	Buy	2.60
JD Food (JDF)	Nipon Jaisin	Common Shares	4/8/2022	200,000	5.70	Sell	1.14
JD Food (JDF)	Pisit Serewiwattana	Common Shares	4/7/2022	1,000,000	2.60	Buy	2.60
JD Food (JDF)	Sorasit Soontornkes	Common Shares	4/7/2022	1,000,000	2.60	Buy	2.60
Central Retail Corporation (CRC)	Tos Chirathivat	Common Shares	4/7/2022	28,700	40.50	Sell	1.16
Thai Sugar Terminal (TSTE)	Prapas Chutimaworapan	Common Shares	4/5/2022	6,000	7.15	Buy	0.04
Thai Sugar Terminal (TSTE)	Prapas Chutimaworapan	Common Shares	4/7/2022	8,800	7.15	Buy	0.06
Thai Union Group (TU)	Cheng Niruttinanon	Common Shares	4/7/2022	300,000	17.43	Buy	5.23
Thiensurat (TSR)	Watcharin Watcharathath	Common Shares	4/7/2022	60,000	3.26	Sell	0.20
B.Grimm Power (BGRIM)	Nopadej Karnasuta	Common Shares	4/7/2022	100,000	32.75	Buy	3.28
PROEN Corp (PROEN)	Kittipan Sri-Bua-lam	Common Shares	4/5/2022	3,870,000	8.90	Sell	34.44
Prosper Engineering (PROS)	Pongsak Rattanasasengsuang	Common Shares	4/4/2022	44,700	2.54	Sell	0.11
Masterkool Int'l (KOOL)	Sanchai Sriwiboon	Common Shares	4/5/2022	5,153,900	0.93	Sell	4.79
Metro Systems Corporation (MSC)	Nittaya Thanaviriyakul	Common Shares	4/5/2022	4,000	10.25	Sell	0.04
Metro Systems Corporation (MSC)	Nittaya Thanaviriyakul	Common Shares	4/7/2022	2,000	11.30	Sell	0.02
Thai Textile Industry (TTI)	Kamjorn Cheunchujitr	Common Shares	4/7/2022	1,400	25.00	Buy	0.04
Supalai (SPALI)	Ajchara Tangmatitham	Common Shares	4/7/2022	500,000	21.66	Buy	10.83
Supalai (SPALI)	Prateep Tangmatitham	Common Shares	4/7/2022	500,000	21.66	Buy	10.83
Saha Pathanapibul (SPC)	Nattapon Dejvitak	Common Shares	4/7/2022	20,000	70.50	Sell	1.41
EMC (EMC)	Chanachai Leenabanchong	Common Shares	4/7/2022	2,850,700	0.23	Buy	0.66
Ekachai Medical Care (EKH)	Kanchana Oerareemitr	Common Shares	4/7/2022	43,400	7.30	Buy	0.32
Ekachai Medical Care (EKH)	Pichamonch Patanapoonypiom	Common Shares	4/7/2022	30,000	7.25	Buy	0.22
Ekachai Medical Care (EKH)	Kaweechai Lertadsavarat	Common Shares	4/8/2022	5,000	7.30	Buy	0.04
Ekachai Medical Care (EKH)	Suthipong Tangsajjapoj	Common Shares	4/7/2022	26,000	7.28	Buy	0.19
Asian Property Development (AP)	Pongnalit Chansanguan	Common Shares	4/8/2022	20,000	10.60	Buy	0.21
SC Asset Corp (SC)	Prayongyut Itthiratchai	Common Shares	4/8/2022	50,000	3.80	Sell	0.19
AMR Asia (AMR)	Sirirat Jariyasakulthong	Common Shares	4/7/2022	30,000	5.90	Sell	0.18
AIRA Factoring (AF)	Kunakorn Makchaidee	Common Shares	4/7/2022	500,000	1.22	Sell	0.61

Source: SEC

Exhibit 9: New securities

Derivative Warrants	Trade Date	Underlying	Issuer	DW Type	Market	Maturity Date	Exercise Price (Baht)
BAM13C2208A	11/04/2022	BAM	KGI	Call	SET	17/08/2022	28.5
BPP13C2208A	11/04/2022	BPP	KGI	Call	SET	17/08/2022	20.9
CPF19C2208A	11/04/2022	CPF	YUANTA	Call	SET	11/08/2022	29.5
EA13C2208B	11/04/2022	EA	KGI	Call	SET	12/08/2022	120
GLOB24C2208A	11/04/2022	GLOBAL	FSS	Call	SET	11/08/2022	29
IVL41C2208B	11/04/2022	IVL	JPM	Call	SET	10/08/2022	55
KTC24C2208A	11/04/2022	KTC	FSS	Call	SET	11/08/2022	80.5
MTC19C2208A	11/04/2022	MTC	YUANTA	Call	SET	11/08/2022	67.3
MTC24C2208A	11/04/2022	MTC	FSS	Call	SET	11/08/2022	65.75
OSP19C2208A	11/04/2022	OSP	YUANTA	Call	SET	11/08/2022	43.5
PTT13C2208A	11/04/2022	PTT	KGI	Call	SET	17/08/2022	47
RCL13C2208A	11/04/2022	RCL	KGI	Call	SET	17/08/2022	55.5
TRUE19C2208B	11/04/2022	TRUE	YUANTA	Call	SET	11/08/2022	6.6

Source: SET

Exhibit 10: Upcoming events

Date Time	Event	Survey	Actual	Prior
04/08/2022 03:30	Forward Contracts	01-Apr	--	\$30.7b
04/08/2022 03:30	Foreign Reserves	01-Apr	--	\$241.6b
04/12/2022 03:30	Forward Contracts	08-Apr	--	\$30.7b
04/12/2022 03:30	Foreign Reserves	08-Apr	--	\$241.6b
04/17/2022 04:25	Car Sales	Mar	--	74489
04/21/2022 23:30	Customs Exports YoY	Mar	--	16.20%
04/21/2022 23:30	Customs Imports YoY	Mar	--	16.80%
04/21/2022 23:30	Customs Trade Balance	Mar	--	\$123m
04/25/2022 04:29	Mfg Production Index ISIC NSA YoY	Mar	--	2.75%
04/25/2022 04:29	Capacity Utilization ISIC	Mar	--	64.8
04/29/2022 03:00	BoP Current Account Balance	Mar	--	-\$652m
04/29/2022 03:30	Exports YoY	Mar	--	16.00%
04/29/2022 03:30	Exports	Mar	--	\$23394m
04/29/2022 03:30	Imports YoY	Mar	--	14.20%
04/29/2022 03:30	Imports	Mar	--	\$20003m
04/29/2022 03:30	Trade Balance	Mar	--	\$3391m
04/29/2022 03:30	BoP Overall Balance	Mar	--	\$2758m
05/02/2022 20:30	S&P Global Thailand PMI Mfg	Apr	--	51.8
05/03/2022 03:30	Business Sentiment Index	Apr	--	50.7
05/03/2022 05:09	Consumer Confidence Economic	Apr	--	35.9
05/03/2022 05:09	Consumer Confidence	Apr	--	42
05/04/2022 23:30	CPI YoY	Apr	--	5.73%
05/04/2022 23:30	CPI NSA MoM	Apr	--	0.66%
05/04/2022 23:30	CPI Core YoY	Apr	--	2.00%

Source: Bloomberg

Exhibit 11: Upcoming XM

Symbol	X-Date	Meeting Date	Type of Meeting	Agenda	Venue
INGRS	12/04/2022	26/05/2022	AGM	Omitted dividend payment, Changing the director(s)	Electronic means (E-AGM)
POMPUI	12/04/2022	30/04/2022	AGM	Omitted dividend payment	e-meeting
CMO	22/04/2022	31/05/2022	EGM	Capital increase, Acquisition and disposition of assets, Connected transaction	a Meeting Room, CMO Public Company Limited, 4/18-19 Soi Nuanchan 56, Nuanchan, Buangkum Bangkok 10240

Source: SET

Exhibit 12: Upcoming XR

Symbol	X-Date	Announce Date	Rights for	Subscription Price	Unit	Subscription Ratio (Holding:New)	Subscription Period	Allotted Shares (Shares)
TTB	21/04/2022	23/02/2022	Warrants	-	Baht	100 : 1	-	966228745
TM	25/04/2022	21/02/2022	Warrants	-	Baht	3 : 1	-	102666662
EFORL	26/04/2022	20/12/2021	Warrants	0.4	Baht	5 : 1	-	799572989
EFORL	26/04/2022	20/12/2021	Warrants	-	Baht	2 : 1	-	399786494
EP	27/04/2022	03/03/2022	Warrants	-	Baht	4 : 1	-	233126774
DITTO	28/04/2022	01/03/2022	Warrants	-	Baht	5 : 1	-	88000000
NCAP	28/04/2022	22/02/2022	Common	4.5	Baht	2 : 1	-	450000000
NCAP	28/04/2022	22/02/2022	Warrants	-	Baht	2 : 1	-	225000000
PORT	28/04/2022	25/02/2022	Warrants	-	Baht	4 : 1	-	151799977
PORT	28/04/2022	25/02/2022	Warrants	-	Baht	4 : 1	-	151799977
RT	03/05/2022	01/03/2022	Warrants	-	Baht	5 : 1	-	220000000
SABUY	03/05/2022	22/02/2022	Warrants	-	Baht	5 : 2	-	508551983
W	03/05/2022	28/02/2022	Common	3.3	Baht	9 : 2	01/06/2022 - 20/06/2022	180869643
COLOR	05/05/2022	25/02/2022	Warrants	-	Baht	10 : 1	-	58896462
CI	06/05/2022	25/02/2022	Warrants	-	Baht	4 : 1	-	266648966
RATCH	06/05/2022	22/06/2021	Common	-	Baht	-	06/06/2022 - 10/06/2022	769230770
GEL	09/05/2022	03/03/2022	Common	0.23	Baht	3 : 1	27/05/2022 - 02/06/2022	1799292396
GEL	09/05/2022	03/03/2022	Warrants	-	Baht	2 : 1	-	899646198
PROEN	09/05/2022	15/03/2022	Warrants	-	Baht	2 : 1	-	158000000
SA	10/05/2022	28/02/2022	Warrants	-	Baht	100 : 35	-	456473591
ITEL	12/05/2022	07/03/2022	Warrants	-	Baht	5 : 1	-	322000000
JSP	13/05/2022	16/03/2022	Warrants	0.1	Baht	4 : 1	-	1050000000
TH	13/05/2022	02/03/2022	Warrants	-	Baht	4 : 1	-	241258981
NINE	19/05/2022	03/03/2022	Common	3.3	Baht	1.5232 : 1	24/06/2022 - 30/06/2022	240000000
CPANEL	24/05/2022	22/02/2022	Warrants	-	Baht	5 : 1	-	32000000
PPM	26/05/2022	28/02/2022	Warrants	-	Baht	2 : 1	-	211000050

Source: SET

Exhibit 13: Upcoming XD (1/5)

Symbol	X-Date	Announce Date	Dividend (per Share)	Unit	Operation Period	Source of Dividend	Payment Date	Par
CHEWA	11/04/2022	17/02/2022	0.0259	Baht	01/01/2021 - 31/12/2021	NP	29/04/2022	1
QTC	11/04/2022	10/02/2022	0.2	Baht	01/01/2021 - 31/12/2021	NP	27/04/2022	1
PSL	11/04/2022	14/02/2022	0.25	Baht	-	RE	28/04/2022	1
GC	12/04/2022	15/02/2022	0.125	Baht	01/07/2021 - 31/12/2021	NP	29/04/2022	0.5
GC	12/04/2022	15/02/2022	10 : 1	Share	01/07/2021 - 31/12/2021	NP	29/04/2022	0.5
IT	12/04/2022	23/02/2022	0.3	Baht	01/01/2021 - 31/12/2021	NP	03/05/2022	1
S11	12/04/2022	14/02/2022	0.16	Baht	01/01/2021 - 31/12/2021	NP	06/05/2022	1
UKEM	12/04/2022	28/02/2022	0.112	Baht	01/01/2021 - 31/12/2021	NP	-	0.25
TMT	18/04/2022	18/02/2022	0.7	Baht	01/07/2021 - 31/12/2021	NP	06/05/2022	1
KGI	18/04/2022	23/02/2022	0.55	Baht	01/01/2021 - 31/12/2021	NP	05/05/2022	1
KTC	18/04/2022	11/02/2022	1	Baht	01/01/2021 - 31/12/2021	NP	06/05/2022	1
PJW	18/04/2022	21/02/2022	0.08	Baht	01/01/2021 - 31/12/2021	NP	05/05/2022	0.5
SFLEX	18/04/2022	25/02/2022	0.045	Baht	01/01/2021 - 31/12/2021	NP	06/05/2022	0.5
KBANK	18/04/2022	24/02/2022	2.75	Baht	-	RE	06/05/2022	10
AUCT	19/04/2022	25/02/2022	0.28	Baht	01/07/2021 - 31/12/2021	NP	06/05/2022	0.25
JMART	19/04/2022	24/02/2022	1.06	Baht	01/07/2021 - 31/12/2021	NP	06/05/2022	1
JMT	19/04/2022	24/02/2022	0.42	Baht	01/07/2021 - 31/12/2021	NP	05/05/2022	0.5
NER	19/04/2022	21/02/2022	0.36	Baht	01/07/2021 - 31/12/2021	NP	06/05/2022	0.5
PCSGH	19/04/2022	24/02/2022	0.15	Baht	01/07/2021 - 31/12/2021	Both	06/05/2022	1
TOG	19/04/2022	17/02/2022	0.35	Baht	01/07/2021 - 31/12/2021	Both	06/05/2022	1
J	19/04/2022	22/02/2022	0.03	Baht	01/01/2021 - 31/12/2021	NP	05/05/2022	1
JP	19/04/2022	28/02/2022	0.0132	Baht	01/01/2021 - 31/12/2021	NP	29/04/2022	0.5
STA	19/04/2022	17/02/2022	0.1	Baht	01/01/2021 - 31/12/2021	Both	06/05/2022	1
STA	19/04/2022	17/02/2022	0.55	Baht	01/01/2021 - 31/12/2021	NP	06/05/2022	1
STGT	19/04/2022	17/02/2022	0.65	Baht	01/01/2021 - 31/12/2021	Both	05/05/2022	0.5
TIPCO	19/04/2022	18/02/2022	0.58	Baht	01/01/2021 - 31/12/2021	NP	05/05/2022	1
TPS	19/04/2022	22/02/2022	0.08	Baht	01/01/2021 - 31/12/2021	NP	06/05/2022	0.5
YUASA	19/04/2022	15/02/2022	0.291	Baht	01/01/2021 - 31/12/2021	NP	06/05/2022	1
TCAP	19/04/2022	25/02/2022	1.8	Baht	-	RE	06/05/2022	10
TCAP-P	19/04/2022	25/02/2022	1.8	Baht	-	RE	06/05/2022	10
HMPRO	20/04/2022	23/02/2022	0.2	Baht	01/07/2021 - 31/12/2021	NP	06/05/2022	1
SO	20/04/2022	22/02/2022	0.022222222	Baht	01/01/2021 - 31/12/2021	NP	06/05/2022	1
SO	20/04/2022	22/02/2022	5 : 1	Share	01/01/2021 - 31/12/2021	NP	06/05/2022	1
TPLAS	20/04/2022	21/02/2022	0.1	Baht	01/01/2021 - 31/12/2021	NP	06/05/2022	0.5
KTB	20/04/2022	24/02/2022	0.418	Baht	-	RE	06/05/2022	5.15
KTB-P	20/04/2022	24/02/2022	0.5725	Baht	-	RE	06/05/2022	5.15
MAJOR	21/04/2022	17/02/2022	0.6	Baht	01/10/2021 - 31/12/2021	NP	06/05/2022	1
GSP	21/04/2022	28/02/2022	0.2	Baht	01/07/2021 - 31/12/2021	NP	06/05/2022	1
AIT	21/04/2022	21/02/2022	0.3	Baht	01/01/2021 - 31/12/2021	NP	09/05/2022	1
AMATAV	21/04/2022	25/02/2022	0.05	Baht	01/01/2021 - 31/12/2021	NP	06/05/2022	0.5
BIZ	21/04/2022	23/02/2022	2 : 1	Share	01/01/2021 - 31/12/2021	NP	05/05/2022	0.5
BIZ	21/04/2022	23/02/2022	0.427777778	Baht	01/01/2021 - 31/12/2021	NP	05/05/2022	0.5
MBAX	21/04/2022	17/02/2022	0.3	Baht	01/01/2021 - 31/12/2021	Both	06/05/2022	1
TTB	21/04/2022	23/02/2022	0.038	Baht	01/01/2021 - 31/12/2021	NP	11/05/2022	0.95
BBL	21/04/2022	24/02/2022	2.5	Baht	-	RE	12/05/2022	10
CIMBT	22/04/2022	22/02/2022	0.01	Baht	01/01/2021 - 31/12/2021	NP	10/05/2022	0.5
SKR	22/04/2022	24/02/2022	0.12	Baht	01/01/2021 - 31/12/2021	NP	09/05/2022	0.5
PDG	25/04/2022	17/02/2022	10 : 1	Share	01/07/2021 - 31/12/2021	Both	20/05/2022	0.5
PDG	25/04/2022	17/02/2022	0.08	Baht	01/07/2021 - 31/12/2021	Both	20/05/2022	0.5
AMATA	25/04/2022	28/02/2022	0.3	Baht	01/01/2021 - 31/12/2021	NP	11/05/2022	1
JR	25/04/2022	21/02/2022	0.14	Baht	01/01/2021 - 31/12/2021	NP	-	0.5
KWC	25/04/2022	07/03/2022	9.5	Baht	01/01/2021 - 31/12/2021	NP	09/05/2022	10
TM	25/04/2022	21/02/2022	0.085	Baht	01/01/2021 - 31/12/2021	NP	17/05/2022	0.5
APCO	26/04/2022	28/02/2022	0.1234	Baht	01/01/2021 - 31/12/2021	NP	09/05/2022	0.5

Source: SET

Exhibit 14: Upcoming XD (2/5)

Symbol	X-Date	Announce Date	Dividend (per Share)	Unit	Operation Period	Source of Dividend	Payment Date	Par
III	26/04/2022	23/02/2022	0.3	Baht	01/01/2021 - 31/12/2021	NP	17/05/2022	0.5
RBF	26/04/2022	21/02/2022	0.15	Baht	01/01/2021 - 31/12/2021	NP	11/05/2022	1
SAMCO	26/04/2022	18/02/2022	0.04	Baht	01/01/2021 - 31/12/2021	NP	18/05/2022	1
VNT	26/04/2022	24/02/2022	2.4	Baht	01/01/2021 - 31/12/2021	NP	23/05/2022	6
IHL	26/04/2022	25/02/2022	0.1	Baht	-	RE	18/05/2022	1
TPCH	27/04/2022	18/02/2022	0.053	Baht	01/10/2021 - 31/12/2021	NP	18/05/2022	1
SPALI	27/04/2022	22/02/2022	0.75	Baht	01/07/2021 - 31/12/2021	NP	12/05/2022	1
EP	27/04/2022	28/02/2022	0.25	Baht	01/01/2021 - 31/12/2021	Both	12/05/2022	1
LHFG	27/04/2022	25/02/2022	0.01	Baht	01/01/2021 - 31/12/2021	NP	18/05/2022	1
MENA	27/04/2022	25/02/2022	0.03	Baht	01/01/2021 - 31/12/2021	NP	19/05/2022	0.5
SAK	27/04/2022	22/02/2022	0.116	Baht	01/01/2021 - 31/12/2021	NP	18/05/2022	1
SUN	27/04/2022	22/02/2022	0.15	Baht	01/01/2021 - 31/12/2021	NP	19/05/2022	0.5
ADB	27/04/2022	22/02/2022	0.05	Baht	-	RE	17/05/2022	0.5
PDJ	27/04/2022	28/02/2022	0.1	Baht	-	RE	17/05/2022	1
BJC	28/04/2022	23/02/2022	0.51	Baht	01/07/2021 - 31/12/2021	NP	19/05/2022	1
QH	28/04/2022	23/02/2022	0.07	Baht	01/07/2021 - 31/12/2021	NP	18/05/2022	1
SNNP	28/04/2022	21/02/2022	0.14	Baht	01/07/2021 - 31/12/2021	NP	18/05/2022	0.5
AWC	28/04/2022	18/02/2022	0.01076	Baht	01/01/2021 - 31/12/2021	NP	20/05/2022	1
CPALL	28/04/2022	24/02/2022	0.6	Baht	01/01/2021 - 31/12/2021	NP	20/05/2022	1
KKP	28/04/2022	24/02/2022	2.2	Baht	01/01/2021 - 31/12/2021	NP	19/05/2022	10
MICRO	28/04/2022	25/02/2022	0.077	Baht	01/01/2021 - 31/12/2021	NP	20/05/2022	1
MTC	28/04/2022	14/02/2022	0.37	Baht	01/01/2021 - 31/12/2021	NP	17/05/2022	1
NRF	28/04/2022	01/03/2022	0.041	Baht	01/01/2021 - 31/12/2021	NP	20/05/2022	1
NSL	28/04/2022	28/02/2022	0.25	Baht	01/01/2021 - 31/12/2021	NP	17/05/2022	1
PORT	28/04/2022	25/02/2022	0.025	Baht	01/01/2021 - 31/12/2021	NP	19/05/2022	0.5
RPC	28/04/2022	23/02/2022	0.1	Baht	01/01/2021 - 31/12/2021	NP	19/05/2022	1
SMART	28/04/2022	17/02/2022	0.04	Baht	01/01/2021 - 31/12/2021	Both	20/05/2022	0.5
TACC	28/04/2022	24/02/2022	0.18	Baht	01/01/2021 - 31/12/2021	Both	19/05/2022	0.25
THIP	28/04/2022	04/03/2022	1.75	Baht	01/01/2021 - 31/12/2021	NP	17/05/2022	1
THREL	28/04/2022	22/02/2022	0.12	Baht	01/01/2021 - 31/12/2021	NP	-	1
TIDLOR	28/04/2022	21/02/2022	0.274	Baht	01/01/2021 - 31/12/2021	NP	20/05/2022	3.7
TIDLOR	28/04/2022	21/02/2022	13 : 1	Share	01/01/2021 - 31/12/2021	NP	20/05/2022	3.7
WGE	28/04/2022	18/02/2022	0.05	Baht	01/01/2021 - 31/12/2021	NP	18/05/2022	0.5
BEC	28/04/2022	11/03/2022	0.25	Baht	-	RE	19/05/2022	1
ASIAN	29/04/2022	21/02/2022	0.4	Baht	01/07/2021 - 31/12/2021	NP	18/05/2022	1
GLORY	29/04/2022	21/02/2022	0.02	Baht	01/07/2021 - 31/12/2021	NP	20/05/2022	0.5
HTECH	29/04/2022	28/02/2022	0.08	Baht	01/07/2021 - 31/12/2021	NP	20/05/2022	1
BAM	29/04/2022	25/02/2022	0.55	Baht	01/01/2021 - 31/12/2021	NP	20/05/2022	5
L&E	29/04/2022	22/02/2022	0.085	Baht	01/01/2021 - 31/12/2021	NP	18/05/2022	1
MFC	29/04/2022	17/02/2022	2.15	Baht	01/01/2021 - 31/12/2021	NP	19/05/2022	1
RSP	29/04/2022	24/02/2022	0.15	Baht	01/01/2021 - 31/12/2021	Both	-	1
SC	29/04/2022	17/02/2022	0.2	Baht	01/01/2021 - 31/12/2021	NP	19/05/2022	1
SINGER	29/04/2022	23/02/2022	0.55	Baht	01/01/2021 - 31/12/2021	NP	20/05/2022	1
TISCO	29/04/2022	28/02/2022	7.15	Baht	01/01/2021 - 31/12/2021	Both	19/05/2022	10
TISCO-P	29/04/2022	28/02/2022	7.15	Baht	01/01/2021 - 31/12/2021	Both	19/05/2022	10
WHAUP	29/04/2022	23/02/2022	0.16	Baht	01/01/2021 - 31/12/2021	Both	19/05/2022	1
TNPC	29/04/2022	18/03/2022	15 : 1	Share	-	RE	18/05/2022	1
TNPC	29/04/2022	18/03/2022	0.05	Baht	-	RE	18/05/2022	1
TWPC	29/04/2022	22/02/2022	0.2159	Baht	-	RE	20/05/2022	1
HTC	03/05/2022	15/03/2022	0.96	Baht	01/07/2021 - 31/12/2021	NP	25/05/2022	1
KISS	03/05/2022	24/02/2022	0.1	Baht	01/07/2021 - 31/12/2021	NP	-	0.5
PIMO	03/05/2022	24/02/2022	0.045	Baht	01/07/2021 - 31/12/2021	NP	24/05/2022	0.25
ALUCON	03/05/2022	25/02/2022	10	Baht	01/01/2021 - 31/12/2021	NP	17/05/2022	10
BFIT	03/05/2022	28/02/2022	0.82	Baht	01/01/2021 - 31/12/2021	NP	17/05/2022	5

Source: SET

Exhibit 15: Upcoming XD (3/5)

Symbol	X-Date	Announce Date	Dividend (per Share)	Unit	Operation Period	Source of Dividend	Payment Date	Par
CIVIL	03/05/2022	28/02/2022	0.02	Baht	01/01/2021 - 31/12/2021	NP	20/05/2022	1
IIG	03/05/2022	23/02/2022	0.4	Baht	01/01/2021 - 31/12/2021	NP	20/05/2022	0.5
MFEC	03/05/2022	23/02/2022	0.4	Baht	01/01/2021 - 31/12/2021	NP	20/05/2022	1
PL	03/05/2022	24/02/2022	0.11	Baht	01/01/2021 - 31/12/2021	NP	20/05/2022	1
PRAKIT	03/05/2022	15/03/2022	0.6	Baht	01/01/2021 - 31/12/2021	NP	23/05/2022	1
PREB	03/05/2022	24/02/2022	0.4	Baht	01/01/2021 - 31/12/2021	NP	-	1
SABUY	03/05/2022	22/02/2022	0.03	Baht	01/01/2021 - 31/12/2021	NP	19/05/2022	1
SAUCE	03/05/2022	11/03/2022	1.6	Baht	01/01/2021 - 31/12/2021	NP	18/05/2022	1
SAWAD	03/05/2022	28/02/2022	1.8	Baht	01/01/2021 - 31/12/2021	NP	20/05/2022	1
SUPER	03/05/2022	25/02/2022	0.006	Baht	01/01/2021 - 31/12/2021	NP	20/05/2022	0.1
TPCS	03/05/2022	22/02/2022	0.75	Baht	01/01/2021 - 31/12/2021	NP	25/05/2022	1
TRT	03/05/2022	24/02/2022	0.12	Baht	01/01/2021 - 31/12/2021	NP	-	1
TRUBB	03/05/2022	24/02/2022	0.15	Baht	01/01/2021 - 31/12/2021	NP	26/05/2022	1
ICC	03/05/2022	18/02/2022	0.35	Baht	-	RE	24/05/2022	1
OCC	03/05/2022	09/03/2022	0.05	Baht	-	RE	24/05/2022	1
RS	03/05/2022	28/02/2022	0.35	Baht	-	RE	25/05/2022	1
SCG	03/05/2022	21/02/2022	0.061	Baht	-	RE	20/05/2022	1
SRICHA	03/05/2022	28/02/2022	0.25	Baht	-	RE	17/05/2022	1
TPA	03/05/2022	25/02/2022	0.45	Baht	-	RE	19/05/2022	1
FPI	05/05/2022	28/02/2022	0.07	Baht	01/07/2021 - 31/12/2021	NP	-	0.25
HUMAN	05/05/2022	28/02/2022	0.1	Baht	01/07/2021 - 31/12/2021	NP	24/05/2022	0.5
LH	05/05/2022	24/02/2022	0.25	Baht	01/07/2021 - 31/12/2021	Both	20/05/2022	1
MGT	05/05/2022	17/02/2022	0.12	Baht	01/07/2021 - 31/12/2021	NP	20/05/2022	0.5
OSP	05/05/2022	23/02/2022	0.65	Baht	01/07/2021 - 31/12/2021	Both	26/05/2022	1
TFMAMA	05/05/2022	16/03/2022	1.9	Baht	01/07/2021 - 31/12/2021	NP	26/05/2022	1
TOA	05/05/2022	24/02/2022	0.19	Baht	01/07/2021 - 31/12/2021	NP	23/05/2022	1
ABICO	05/05/2022	25/02/2022	0.0452	Baht	01/01/2021 - 31/12/2021	NP	27/05/2022	1
ACG	05/05/2022	24/02/2022	0.0133	Baht	01/01/2021 - 31/12/2021	Both	-	0.5
AKP	05/05/2022	28/02/2022	0.05	Baht	01/01/2021 - 31/12/2021	NP	25/05/2022	0.5
APP	05/05/2022	28/02/2022	0.2	Baht	01/01/2021 - 31/12/2021	NP	-	0.5
CHG	05/05/2022	25/02/2022	0.17	Baht	01/01/2021 - 31/12/2021	NP	-	0.1
CKP	05/05/2022	21/02/2022	0.08	Baht	01/01/2021 - 31/12/2021	NP	20/05/2022	1
COLOR	05/05/2022	24/02/2022	0.05	Baht	01/01/2021 - 31/12/2021	Both	25/05/2022	1
CPANEL	05/05/2022	22/02/2022	15 : 1	Share	01/01/2021 - 31/12/2021	NP	-	1
CPANEL	05/05/2022	22/02/2022	0.0183333	Baht	01/01/2021 - 31/12/2021	NP	-	1
CPF	05/05/2022	25/02/2022	0.25	Baht	01/01/2021 - 31/12/2021	NP	25/05/2022	1
EKH	05/05/2022	25/02/2022	0.13	Baht	01/01/2021 - 31/12/2021	NP	20/05/2022	0.5
EKH	05/05/2022	25/02/2022	25 : 1	Share	01/01/2021 - 31/12/2021	NP	20/05/2022	0.5
GUNKUL	05/05/2022	23/02/2022	0.12	Baht	01/01/2021 - 31/12/2021	Both	23/05/2022	0.25
HFT	05/05/2022	25/02/2022	0.425	Baht	01/01/2021 - 31/12/2021	NP	25/05/2022	1
ICHI	05/05/2022	23/02/2022	0.5	Baht	01/01/2021 - 31/12/2021	Both	23/05/2022	1
ILM	05/05/2022	25/02/2022	0.4	Baht	01/01/2021 - 31/12/2021	NP	18/05/2022	5
KUN	05/05/2022	25/02/2022	0.08	Baht	01/01/2021 - 31/12/2021	NP	24/05/2022	0.5
KWM	05/05/2022	25/02/2022	0.096	Baht	01/01/2021 - 31/12/2021	Both	20/05/2022	0.5
LPH	05/05/2022	22/02/2022	0.1	Baht	01/01/2021 - 31/12/2021	NP	20/05/2022	0.5
MODERN	05/05/2022	24/02/2022	0.07	Baht	01/01/2021 - 31/12/2021	NP	20/05/2022	1
NETBAY	05/05/2022	24/02/2022	0.7945	Baht	01/01/2021 - 31/12/2021	NP	24/05/2022	1
NYT	05/05/2022	21/02/2022	0.16	Baht	01/01/2021 - 31/12/2021	NP	26/05/2022	0.5
PACO	05/05/2022	22/02/2022	0.05	Baht	01/01/2021 - 31/12/2021	NP	20/05/2022	0.5
PAF	05/05/2022	25/02/2022	0.015	Baht	01/01/2021 - 31/12/2021	NP	25/05/2022	0.51
PR9	05/05/2022	17/02/2022	0.14	Baht	01/01/2021 - 31/12/2021	NP	19/05/2022	1
RICHY	05/05/2022	28/02/2022	0.0075	Baht	01/01/2021 - 31/12/2021	NP	26/05/2022	1
RICHY	05/05/2022	28/02/2022	16 : 1	Share	01/01/2021 - 31/12/2021	NP	26/05/2022	1

Source: SET

Exhibit 16: Upcoming XD (4/5)

Symbol	X-Date	Announce Date	Dividend (per Share)	Unit	Operation Period	Source of Dividend	Payment Date	Par
SALEE	05/05/2022	25/02/2022	0.015	Baht	01/01/2021 - 31/12/2021	Both	25/05/2022	0.25
SCM	05/05/2022	23/02/2022	0.17	Baht	01/01/2021 - 31/12/2021	NP	25/05/2022	0.5
SELIC	05/05/2022	28/02/2022	0.00533728	Baht	01/01/2021 - 31/12/2021	NP	24/05/2022	0.5
SELIC	05/05/2022	28/02/2022	10.40904 : 1	Share	01/01/2021 - 31/12/2021	NP	24/05/2022	0.5
SMT	05/05/2022	18/02/2022	0.05	Baht	01/01/2021 - 31/12/2021	NP	27/05/2022	1
SSP	05/05/2022	28/02/2022	0.011111111	Baht	01/01/2021 - 31/12/2021	Both	25/05/2022	1
SSP	05/05/2022	28/02/2022	10 : 1	Share	01/01/2021 - 31/12/2021	Both	25/05/2022	1
STHAI	05/05/2022	01/03/2022	0.11	Baht	01/01/2021 - 31/12/2021	NP	27/05/2022	0.5
SVI	05/05/2022	17/02/2022	0.23	Baht	01/01/2021 - 31/12/2021	NP	17/05/2022	1
TEAMG	05/05/2022	23/02/2022	0.15	Baht	01/01/2021 - 31/12/2021	NP	25/05/2022	0.5
TNL	05/05/2022	22/02/2022	0.5	Baht	01/01/2021 - 31/12/2021	Both	25/05/2022	1
TVT	05/05/2022	23/02/2022	0.03	Baht	01/01/2021 - 31/12/2021	NP	24/05/2022	0.25
WHA	05/05/2022	24/02/2022	0.0735	Baht	01/01/2021 - 31/12/2021	NP	25/05/2022	0.1
WIJK	05/05/2022	23/02/2022	0.09	Baht	01/01/2021 - 31/12/2021	NP	26/05/2022	1
COMAN	05/05/2022	28/02/2022	0.0877	Baht	-	RE	13/05/2022	0.5
HPT	05/05/2022	25/02/2022	0.02	Baht	-	RE	23/05/2022	0.25
PLE	05/05/2022	28/02/2022	0.019	Baht	-	RE	27/05/2022	1
PRAPAT	05/05/2022	21/02/2022	0.006	Baht	-	RE	20/05/2022	0.5
PRAPAT	05/05/2022	21/02/2022	10 : 1	Share	-	RE	20/05/2022	0.5
SABINA	05/05/2022	21/02/2022	0.44	Baht	-	RE	19/05/2022	1
SCN	05/05/2022	25/02/2022	0.055	Baht	-	RE	23/05/2022	0.5
WACOAL	05/05/2022	02/03/2022	0.5	Baht	-	RE	24/05/2022	1
BBIK	06/05/2022	23/02/2022	0.375	Baht	01/07/2021 - 31/12/2021	NP	-	0.5
AHC	06/05/2022	18/02/2022	0.6034	Baht	01/01/2021 - 31/12/2021	NP	17/05/2022	1
CHOTI	06/05/2022	28/02/2022	3.18	Baht	01/01/2021 - 31/12/2021	NP	25/05/2022	10
CPR	06/05/2022	22/02/2022	0.11	Baht	01/01/2021 - 31/12/2021	NP	26/05/2022	1
DEMCO	06/05/2022	25/02/2022	0.03	Baht	01/01/2021 - 31/12/2021	NP	23/05/2022	1
IVL	06/05/2022	28/02/2022	0.25	Baht	01/01/2021 - 31/12/2021	NP	20/05/2022	1
KUMWEL	06/05/2022	23/02/2022	0.06	Baht	01/01/2021 - 31/12/2021	NP	26/05/2022	0.5
MATI	06/05/2022	25/02/2022	0.45	Baht	01/01/2021 - 31/12/2021	NP	25/05/2022	1
MITLIB	06/05/2022	28/02/2022	0.015	Baht	01/01/2021 - 31/12/2021	NP	20/05/2022	0.5
NNCL	06/05/2022	15/03/2022	0.06	Baht	01/01/2021 - 31/12/2021	NP	24/05/2022	1
PRM	06/05/2022	25/02/2022	0.18	Baht	01/01/2021 - 31/12/2021	NP	25/05/2022	1
ROJNA	06/05/2022	25/02/2022	0.2	Baht	01/01/2021 - 31/12/2021	NP	27/05/2022	1
SAPPE	06/05/2022	14/03/2022	1.1	Baht	01/01/2021 - 31/12/2021	NP	26/05/2022	1
SICT	06/05/2022	24/02/2022	0.043	Baht	01/01/2021 - 31/12/2021	NP	-	0.5
SORKON	06/05/2022	24/02/2022	0.15	Baht	01/01/2021 - 31/12/2021	NP	27/05/2022	1
SSF	06/05/2022	25/02/2022	0.5185	Baht	01/01/2021 - 31/12/2021	NP	25/05/2022	1
TVI	06/05/2022	24/02/2022	0.7	Baht	01/01/2021 - 31/12/2021	NP	25/05/2022	1
S & J	06/05/2022	24/02/2022	1.2	Baht	-	RE	25/05/2022	1
SPI	06/05/2022	11/03/2022	0.6	Baht	-	RE	24/05/2022	1
SST	06/05/2022	25/02/2022	0.03	Baht	-	RE	-	1
CSS	09/05/2022	28/02/2022	0.1	Baht	01/07/2021 - 31/12/2021	NP	26/05/2022	0.5
EASTW	09/05/2022	25/02/2022	0.24	Baht	01/07/2021 - 31/12/2021	NP	27/05/2022	1
JUBILE	09/05/2022	23/02/2022	0.37	Baht	01/07/2021 - 31/12/2021	NP	20/05/2022	1
LEO	09/05/2022	21/02/2022	0.18	Baht	01/07/2021 - 31/12/2021	NP	26/05/2022	0.5
NOBLE	09/05/2022	24/02/2022	0.08	Baht	01/07/2021 - 31/12/2021	Both	26/05/2022	1
ORI	09/05/2022	28/02/2022	0.42	Baht	01/07/2021 - 31/12/2021	Both	-	0.5
PROEN	09/05/2022	25/02/2022	0.0577	Baht	01/04/2021 - 31/12/2021	NP	-	0.5
SECURE	09/05/2022	01/03/2022	0.18	Baht	01/04/2021 - 31/12/2021	NP	27/05/2022	0.5
A5	09/05/2022	25/02/2022	0.01	Baht	01/01/2021 - 31/12/2021	NP	27/05/2022	0.5
AMR	09/05/2022	28/02/2022	0.08	Baht	01/01/2021 - 31/12/2021	Both	25/05/2022	0.5
ASEFA	09/05/2022	17/02/2022	0.22	Baht	01/01/2021 - 31/12/2021	NP	25/05/2022	1
CRC	09/05/2022	25/02/2022	0.3	Baht	01/01/2021 - 31/12/2021	NP	27/05/2022	1

Source: SET

Exhibit 17: Upcoming XD (5/5)

Symbol	X-Date	Announce Date	Dividend (per Share)	Unit	Operation Period	Source of Dividend	Payment Date	Par
CSR	09/05/2022	24/02/2022	0.75	Baht	01/01/2021 - 31/12/2021	NP	27/05/2022	10
FE	09/05/2022	15/03/2022	5.5	Baht	01/01/2021 - 31/12/2021	Both	25/05/2022	10
INET	09/05/2022	07/03/2022	0.042	Baht	01/01/2021 - 31/12/2021	NP	26/05/2022	1
KAMART	09/05/2022	24/02/2022	0.06	Baht	01/01/2021 - 31/12/2021	NP	24/05/2022	0.6
MOONG	09/05/2022	22/02/2022	0.21	Baht	01/01/2021 - 31/12/2021	NP	24/05/2022	1
RJH	09/05/2022	21/02/2022	1	Baht	01/01/2021 - 31/12/2021	Both	24/05/2022	1
SK	09/05/2022	25/02/2022	0.025	Baht	01/01/2021 - 31/12/2021	NP	25/05/2022	0.5
SSSC	09/05/2022	28/02/2022	0.23	Baht	01/01/2021 - 31/12/2021	NP	27/05/2022	1
TC	09/05/2022	24/02/2022	0.15	Baht	01/01/2021 - 31/12/2021	NP	26/05/2022	1
TOPP	09/05/2022	25/02/2022	4.05	Baht	01/01/2021 - 31/12/2021	NP	27/05/2022	10
TPAC	09/05/2022	28/02/2022	0.141	Baht	01/01/2021 - 31/12/2021	NP	20/05/2022	1
CCP	09/05/2022	28/02/2022	0.013	Baht	-	RE	25/05/2022	0.25
MILL	09/05/2022	16/03/2022	0.01	Baht	-	RE	27/05/2022	0.4
MILL	09/05/2022	16/03/2022	10 : 1	Share	-	RE	27/05/2022	0.4
ONEE	09/05/2022	23/02/2022	0.069	Baht	-	RE	27/05/2022	2
PB	09/05/2022	21/03/2022	1.06	Baht	-	RE	26/05/2022	1
SITHAI	09/05/2022	22/02/2022	0.03	Baht	-	RE	25/05/2022	1
SPC	09/05/2022	10/03/2022	1	Baht	-	RE	24/05/2022	1
BGC	10/05/2022	22/02/2022	0.12	Baht	01/10/2021 - 31/12/2021	NP	27/05/2022	5
ALLA	10/05/2022	23/02/2022	0.05	Baht	01/01/2021 - 31/12/2021	NP	25/05/2022	0.5
AMARIN	10/05/2022	23/02/2022	0.19	Baht	01/01/2021 - 31/12/2021	NP	27/05/2022	1
ARROW	10/05/2022	23/02/2022	0.35	Baht	01/01/2021 - 31/12/2021	Both	25/05/2022	1
BCH	10/05/2022	28/02/2022	1	Baht	01/01/2021 - 31/12/2021	NP	25/05/2022	1
BRR	10/05/2022	24/02/2022	0.07	Baht	01/01/2021 - 31/12/2021	NP	26/05/2022	1
FNS	10/05/2022	24/02/2022	0.5	Baht	01/01/2021 - 31/12/2021	Both	-	5
ILINK	10/05/2022	23/02/2022	0.38	Baht	01/01/2021 - 31/12/2021	NP	26/05/2022	1
JWD	10/05/2022	14/03/2022	0.25	Baht	01/01/2021 - 31/12/2021	NP	27/05/2022	0.5
M	10/05/2022	24/02/2022	0.8	Baht	01/01/2021 - 31/12/2021	Both	25/05/2022	1
PIN	10/05/2022	25/02/2022	0.15	Baht	01/01/2021 - 31/12/2021	Both	26/05/2022	1
PPM	10/05/2022	28/02/2022	0.033	Baht	01/01/2021 - 31/12/2021	NP	27/05/2022	0.5
STI	10/05/2022	28/02/2022	0.069444444	Baht	01/01/2021 - 31/12/2021	Both	-	0.5
STI	10/05/2022	28/02/2022	01/08/2000	Share	01/01/2021 - 31/12/2021	Both	-	0.5
TKC	10/05/2022	25/02/2022	0.3	Baht	01/01/2021 - 31/12/2021	NP	24/05/2022	1
VIBHA	10/05/2022	28/02/2022	0.05	Baht	01/01/2021 - 31/12/2021	NP	25/05/2022	0.1
AP	10/05/2022	22/02/2022	0.5	Baht	-	RE	26/05/2022	1
APCS	10/05/2022	18/02/2022	0.06	Baht	-	RE	30/05/2022	1
BAY	10/05/2022	23/02/2022	0.45	Baht	-	RE	26/05/2022	10
BLA	10/05/2022	25/02/2022	0.56	Baht	-	RE	-	1
SMIT	11/05/2022	25/02/2022	0.22	Baht	01/07/2021 - 31/12/2021	NP	27/05/2022	1
SYNTEC	11/05/2022	11/03/2022	0.03	Baht	01/07/2021 - 31/12/2021	NP	20/05/2022	1
AKR	11/05/2022	25/02/2022	0.03	Baht	01/01/2021 - 31/12/2021	NP	27/05/2022	0.8
AMC	11/05/2022	25/02/2022	0.34	Baht	01/01/2021 - 31/12/2021	NP	27/05/2022	1
PERM	11/05/2022	25/02/2022	0.12	Baht	01/01/2021 - 31/12/2021	NP	-	1
PF	11/05/2022	24/02/2022	0.015558711	Baht	01/01/2021 - 31/12/2021	NP	-	1
PF	11/05/2022	24/02/2022	20 : 1	Share	01/01/2021 - 31/12/2021	NP	-	1
PG	11/05/2022	21/02/2022	0.1	Baht	01/01/2021 - 31/12/2021	NP	25/05/2022	1
SENA	11/05/2022	25/02/2022	0.211477	Baht	01/01/2021 - 31/12/2021	NP	-	1
SIAM	11/05/2022	25/02/2022	0.01	Baht	01/01/2021 - 31/12/2021	NP	27/05/2022	1
TRU	11/05/2022	24/02/2022	0.1	Baht	01/01/2021 - 31/12/2021	Both	25/05/2022	1
NEW	12/05/2022	28/02/2022	0.35	Baht	01/01/2021 - 31/12/2021	NP	25/05/2022	10
WP	12/05/2022	24/03/2022	0.15	Baht	01/01/2021 - 31/12/2021	Both	27/05/2022	1

Source: SET