

21 MARCH 2022

# SPOTLIGHT ON THAILAND

## Published Reports

- BBGI (BBGI TB) - From biofuel rags to biotech riches; Initiated with BUY TP THB15
- Thailand Utilities - Ft hikes to boost SPP margins in 2Q22 onwards

## Economics

- COVID-19 cases as of 20 Mar globally reaches 470,783,239 with new 1,111,134 cases and 2,502 new deaths. There are 57,770,003 currently infected patients, with 62,261 (0.1%) cases in serious condition.
- MPC expected to keep policy rate at 0.5%, Panel will not be pressured by US hike
- NESDC warns rapidly ageing society likely to hit economy
- Rice exports tipped to hit 8m tonnes

## Corporate News

- Six locations eyed for 'Land Bridge'
- Restaurant chains readjust in light of higher costs, Operators forced to raise prices as challenges accumulate
- Jay Mart forecasts 3 years of 50% revenue growth

Indices	Index as of 18-Mar-22	Change -1D (%)	Change YTD (%)	Net Foreign YTD (USD m)
Thailand SET	1,679	(0.2)	1.3	2,904
China SHCOMP	3,251	1.1	(10.7)	
Hong Kong HSI	21,412	(0.4)	(8.5)	
India SENSEX	Closed	1.8	(0.7)	(14,801)
Indonesia JCI	6,955	(0.1)	5.7	1,716
Korea KOSPI	2,707	0.5	(9.1)	(6,833)
MY FBMKLCI	1,591	0.0	1.5	
PH PCOMP	7,008	(1.6)	(1.6)	(1)
SG FSSTI	3,331	0.2	6.6	
Taiwan TWSE	17,457	0.0	(4.2)	(17,961)
VN VNINDEX	1,469	0.5	(1.9)	(428)
MSCI Emerging	1,123	0.2	(8.8)	
Nikkei 225	26,827	0.7	(6.8)	
FTSE 100	7,405	0.3	0.3	
CAC 40	6,620	0.1	(7.4)	
DAX	14,413	0.2	(9.3)	
Dow Jones	34,755	0.8	(4.4)	
Nasdaq	13,894	2.0	(11.2)	
S&P 500	4,463	1.2	(6.4)	
Brent	107.93	1.2	38.8	
Dubai	109.19	5.1	42.8	
WTI	104.70	1.7	39.2	
GOLD	1,921.62	(1.1)	5.1	
Trade data	Buy	Sell	Net	Share (%)
(THB m)	(THB m)	(THB m)	(THB m)	(THB m)
Foreign	58,654	60,888	(2,235)	61
Retail	25,491	24,433	1,058	25
Prop Trade	8,201	6,826	1,374	8
Local Institution	5,790	5,988	(198)	6
Total Trade	98,135	98,135	(0)	100
Rates	Last close	1M ago	End last yr	1yr ago
	3/18/2022	2/18/2022	12/31/2021	3/18/2021
THB/USD	33.33	32.17	33.41	30.82
Inflation *	5.28	3.23	2.17	(1.17)
MLR **	5.31	5.31	5.31	5.31
1Y Fixed *	0.43	0.43	0.43	0.45
Govt bond 10Y	2.22	2.15	1.89	1.97
Commodity	Last close	1M ago	End last yr	1yr ago
(USD/bbl)	3/18/2022	2/18/2022	12/31/2021	3/18/2021
Brent	107.93	93.54	77.78	63.28
Dubai	109.19	91.14	76.48	65.01
WTI	104.70	91.07	75.21	60.00
Gold	1,922	1,898	1,829	1,736
Baltic Dry	2,605	2,045	2,217	2,281
(USD/ton)	18-Mar-22	11-Mar-22	25-Dec-20	19-Mar-21
Coal	316.61	390.79	84.45	91.12
% change	(19.0)	20.1	274.9	247.5

\* chg y-y% last at end of most recent month end; \*\* Avg of 4 major banks;

Sources: Bloomberg, except coal from BANPU

### FSSIA Thailand Research

Suwat Sinsadok, Head of Research/Energy & Utilities | +66 2611 3558 | suwat.sin@fssia.com  
 Songklod Wongchai, Strategy | +66 2611 3553 | songklod.won@fssia.com  
 Yuvanart Suwanumphai, Banking | +66 2611 3554 | yuvanart.suw@fssia.com  
 Karun Intrachai, Commerce, Food & Property | +66 2611 3555 | karun.int@fssia.com  
 Teerapol Udomvej, Healthcare, Tourism & Aviation | +66 2611 3535 | teerapol.udo@fssia.com  
 Naruedom Mujjalinkool, ICT, Media & Transportation | +66 2611 3566 | naruedom.muj@fssia.com

### Thailand Equity Sales:

Manida Sithiseree | +66 2611 3590/91 | manida.s@fnsyus.com  
 Chaiyon Rerkriengkrai | +66 2611 3592/93 | chaiyon.r@fnsyus.com  
 Napaporn Klongvanitchakij | +66 2611 3582/83 | napaporn.k@fnsyus.com  
 Pannapak Thongsukmark | +66 2611 3575/76 | pannapak.t@fnsyus.com  
 Rattana Detphattharakoson | +66 2611 3580/71 | rattana.d@fnsyus.com

### Thailand Equity Trading:

THIS UNEDITED REPORT IS PREPARED UNDER TIME CONSTRAINT BY FSS INTERNATIONAL INVESTMENT ADVISORY SECURITIES CO., LTD. (FSSIA). ALL VIEWS EXPRESSED IN THIS REPORT ACCURATELY REFLECT THE PERSONAL VIEW OF THE ANALYST(S) WITH REGARD TO ANY AND ALL OF THE SUBJECT SECURITIES, COMPANIES OR ISSUERS MENTIONED IN THIS REPORT; AND (II) NO PART OF THE COMPENSATION OF THE ANALYST(S) WAS, IS, OR WILL BE, DIRECTLY OR INDIRECTLY, RELATED TO THE SPECIFIC RECOMMENDATIONS OR VIEWS EXPRESSED HEREIN. The information herein has been obtained from sources believed to be reliable and accurate; however FSSIA makes no representation as to the accuracy and completeness of such information. Information and opinions expressed herein are subject to change without notice. FSSIA has no intention to solicit investors to buy or sell any security in this report.

## Published Reports

### BBGI (BBGI TB) - From biofuel rags to biotech riches; Initiated with BUY TP THB15

#### Expansions in HVP, margins, and capacity are key

As one of the largest producers of biofuel in Thailand with a 1mlpd capacity of methyl ester (ME) and a 0.6mlpd capacity of ethanol, BBGI is BCP's subsidiary and an amalgamated company between KSL and BCP's biofuel arm, in operation since 2017. We project BBGI's net profit to grow at a 44% CAGR from 2020-24, driven by three key drivers: capacity growth, expansion into specialty businesses, and the industry's favourable demand-supply outlook. We expect BBGI's margins to expand in 2022-24, with the net margin rising from 7.0% in 2020 to 8.5% in 2024 due to the earnings growth from its high-margin, high-value product (HVP) ventures in the health and well-being business, which command gross margins of over 30-50% vs only 14-17% for the existing biofuel business. BBGI could potentially grow its EBITDA from the new HVP ventures to 50% of total EBITDA by 2026, up from zero in 2020.

#### Three drivers and three strengths underpin growth roadmap

We believe BBGI has a set of unique characteristics that differentiate it from local peers which can help it create sustainable and strong shareholder value. The three strengths are: 1) low demand risk; 2) competitive cost structure; and 3) a well-diversified product portfolio. We project three key drivers – its new HVP ventures, margin expansion, and capacity growth – to boost BBGI's core net profit growth by 140.1% y-y in 2022, 40.5% y-y in 2023, and 11.4% y-y in 2024.

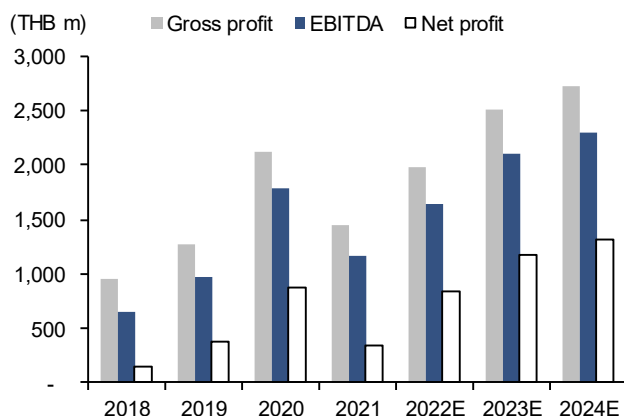
#### Demand struggle between biofuel vs EVs in government's policy

While ethanol and ME demand growth is promising in 2022 onward, as the Thai government aims to increase the consumption of E20 to 99% by 2037, the government has ironically set a zero-emission vehicle plan to boost EV demand to 402k in 2025, rising to 2m in 2030, and 6.4m by 2035, thus posing a demand threat to ethanol and ME.

#### TP of THB15 based on SOTP valuation

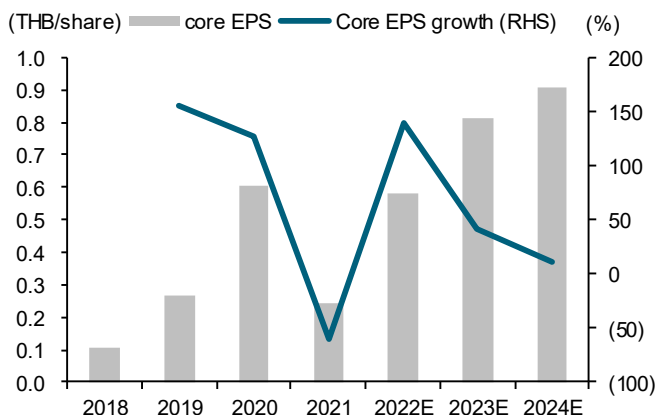
We derive our value for BBGI using an SOTP valuation, based on a one-year forward P/E, given the risks from regulations, demand, supply, price, and feedstock price. Our SOTP TP of THB15 comprises 1) biodiesel (THB6.7) based on 20-22x 2022E P/E; 2) ethanol (THB7.2) based on 21x 2022E P/E; 3) HVP (THB0.5); and 4) the UBE investment (THB0.8).

Exhibit 1: Gross profit, EBITDA, and core net profit projections



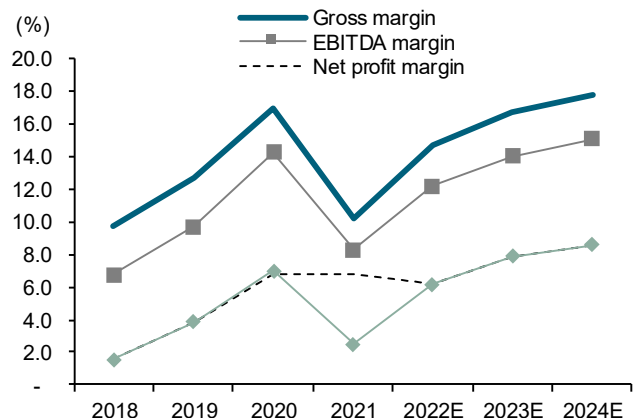
Sources: BBGI; FSSIA estimates

Exhibit 3: Core EPS and core EPS growth projections



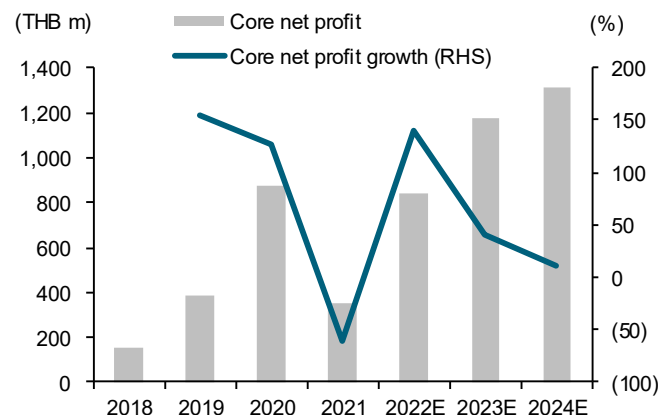
Sources: BBGI; FSSIA estimates

Exhibit 2: Gross profit margin, EBITDA margin, and net profit margin



Sources: BBGI; FSSIA estimates

Exhibit 4: Core net profit and core net profit margin projections



Sources: BBGI; FSSIA estimates

# Thailand Utilities - Ft hikes to boost SPP margins in 2Q22 onwards

## Ft hike a boon for small power producers (SPPs)

On 17 Mar-22, the Energy Regulatory Commission (ERC) approved an increase in the national electricity tariff to THB4.0/kWh – a record high level – along with a gradual increase in the fuel tariff (Ft), a variable part of the electricity tariff which reflects higher energy costs, to THB0.2338/kWh for May-Aug 2022. The Ft will rise to THB1.2991/kWh in Jan-Apr 2023 to fully incorporate the impact of the rising cost of energy, which is mainly due to the sharp rise in the price of imported spot LNG due to the impact of the Russia-Ukraine war, and to compensate for the gas supply shortfall from the Erawan gas field.

## Reasons for Ft hikes in May-April 2022

According to the Electricity Generating Authority of Thailand (EGAT), the Ft hike in May-Aug 2022 is necessary due to: 1) higher demand at 68,731m kWh, up 5.21% from Jan-Apr 2022; 2) the new energy mix, with 55.1% of power generating capacity coming from gas, 19.5% from power imports from Laos and Malaysia, 8.3% from EGAT’s lignite-based power plants, 8.1% from independent power producers, 2.6% from EGAT’s hydropower plants, 2.6% from fuel oil-based power plants, and 6.5% from others; 3) the higher prices of gas and coal used for power generation; and 4) the weaker exchange rate for THB/USD to THB33.2 used to calculate the Ft for May-Aug 2022.

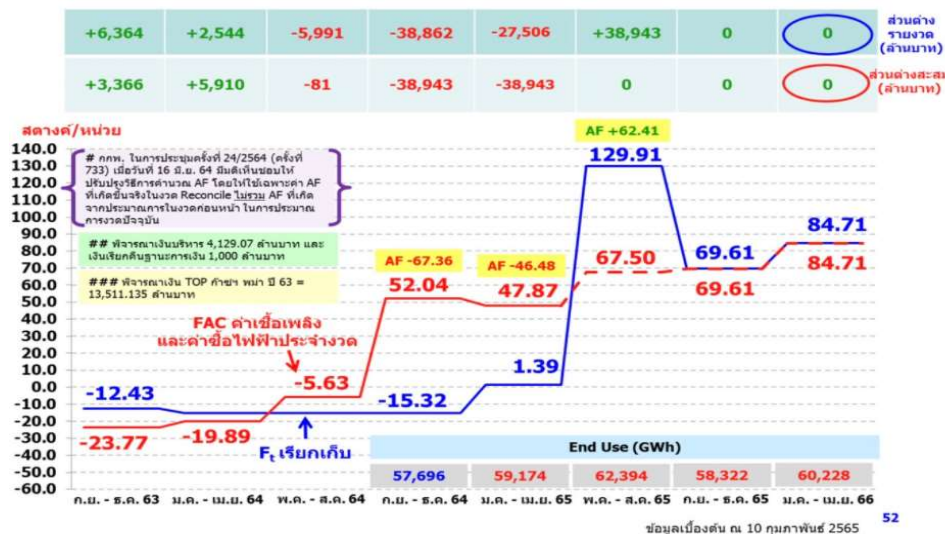
## Fuel tariff hikes of THB1.54/kWh during Sep-22 to Apr-23

While the ERC says the impact of the energy cost hike will be THB1.2991/kWh for May-Aug 2022, it plans to raise the Ft by only THB0.2338/kWh over the same period in order to “smooth out” the burden of the rising cost of electricity on the public. However, the ERC adds that it will subsequently need to raise the Ft by an additional THB0.6961/kWh for Sep-Dec 2022 and by THB0.8471/kWh for Jan-Apr 2023 to fully compensate for the total energy cost increase incurred for May-Aug 2022. We believe that the ERC will follow through on its plan to increase the Ft by THB0.6961/kWh in Sep-Dec 2022 and add another hike of THB0.8471/kWh in Jan-Apr 2023, leading to a positive impact on SPPs’ gross margins.

## BGRIM and GPSC are our top picks

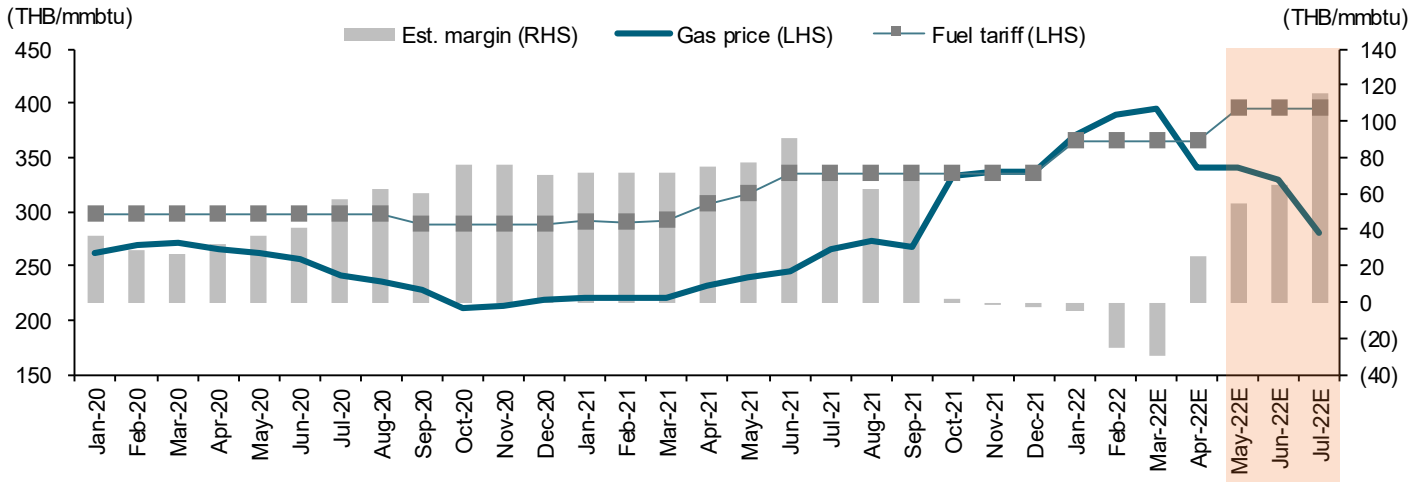
We remain positive on the earnings outlook for SPP companies. Our top picks are BGRIM and GPSC. based on their potential to benefit from the higher electricity tariffs in the next 12 months (May-22 to Apr-23), based on the combined THB1.54/kWh (THB0.6961 + THB0.8471/kWh) boost to their selling prices for electricity sold to industrial users. In addition, the projected lower gas cost from the peak of THB380/mmbtu in 1Q22 down to THB310/mmbtu in 4Q22 should further enhance SPPs’ gross margins, in our view.

Exhibit 5: Fuel tariff projections for May-22 to Apr-23



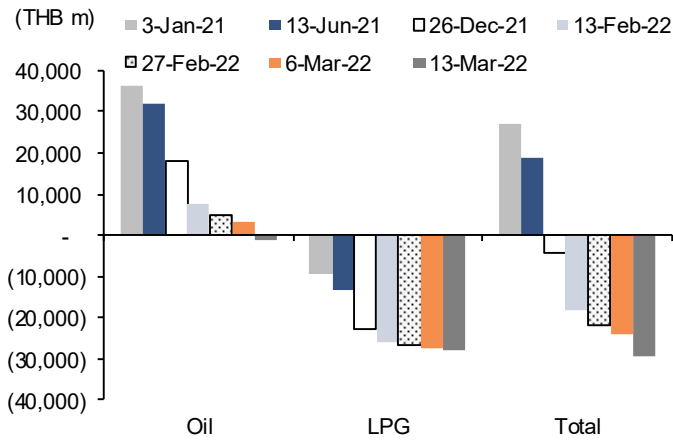
Source: ERC

Exhibit 6: Gas price, fuel tariff, and estimated margin



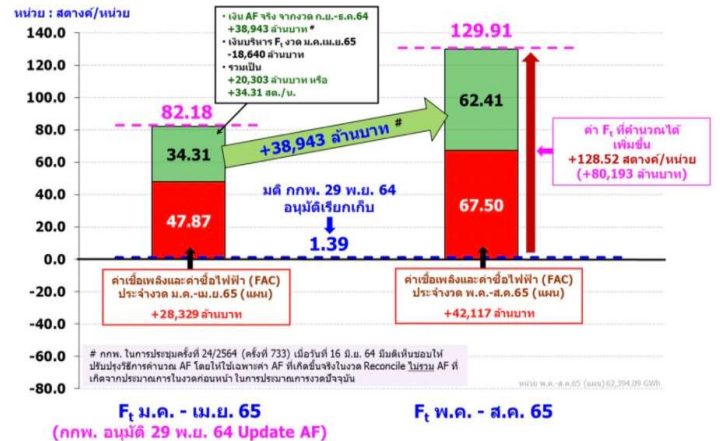
Sources: BGRIM, FSSIA estimates

Exhibit 7: Estimated Oil Fuel Fund status



Source: Oil Fuel Fund Office (OFFO)

Exhibit 8: Fuel tariff calculation for May to Aug-22



Source: ERC

### Economic news

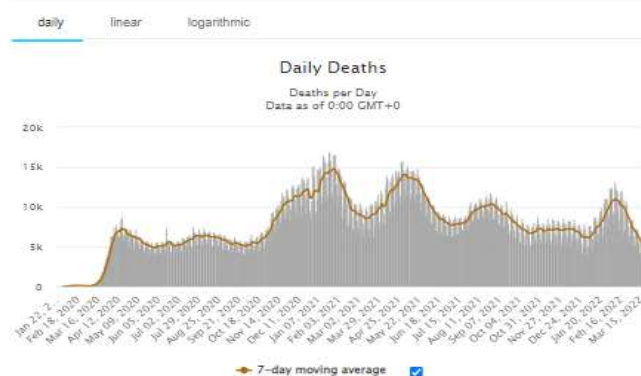
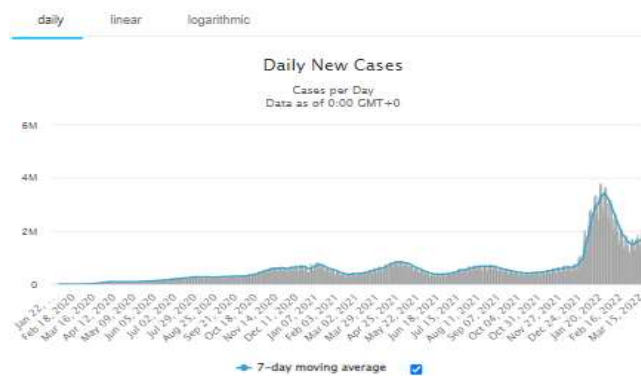
- COVID-19 cases as of 20 Mar globally reaches **470,783,239** with new 1,111,134 cases and 2,502 new deaths. There are 57,770,003 currently infected patients, with 62,261 (0.1%) cases in serious condition.

Exhibit 9: Top 25 countries by new cases

Country	Total Cases	New Cases	Total Deaths	New Deaths
<b>World</b>	<b>470,783,239</b>	<b>1,111,134</b>	<b>6,100,155</b>	<b>2,502</b>
1 S. Korea	9,373,646	334,708	12,428	327
2 Vietnam	7,958,048	141,151	41,880	63
3 Germany	18,683,287	90,525	127,432	24
4 France	24,137,160	81,283	140,933	30
5 Italy	13,861,743	60,415	157,785	93
6 Japan	6,061,939	45,733	27,045	126
7 Australia	3,903,113	40,001	5,728	7
8 Austria	3,466,203	37,192	15,409	22
9 Netherlands	7,511,397	34,823	21,793	8
10 Russia	17,582,692	31,035	364,492	434
11 Thailand	3,353,969	24,996	24,249	84
12 Malaysia	3,993,124	19,105	34,400	71
13 Hong Kong	1,047,690	14,149	5,896	246
14 Israel	3,772,758	13,803	10,431	12
15 Brazil	29,630,484	13,218	657,205	48
16 Turkey	14,693,917	13,081	97,267	85
17 Greece	2,788,654	12,462	26,937	44
18 New Zealand	483,222	11,997	151	7
19 Chile	3,392,978	10,472	44,518	78
20 Singapore	1,015,017	7,859	1,198	4
21 Slovakia	1,634,669	6,833	19,110	17
22 Indonesia	5,962,483	5,922	153,738	139
23 Poland	5,891,140	5,696	114,218	12
24 Czechia	3,737,891	4,784	39,359	2
25 Denmark	2,860,917	4,735	5,402	27

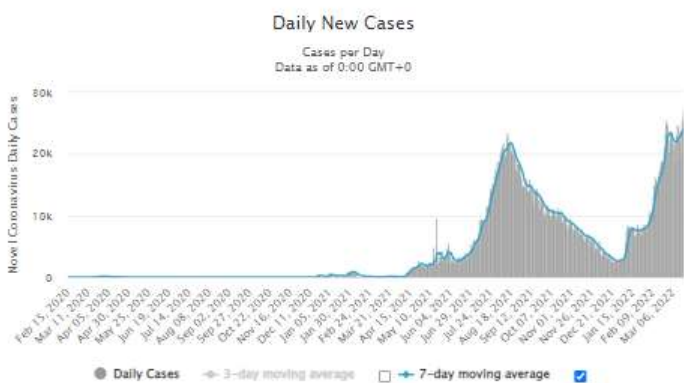
Source: worldometers.info

Exhibit 10: Global by new cases and deaths

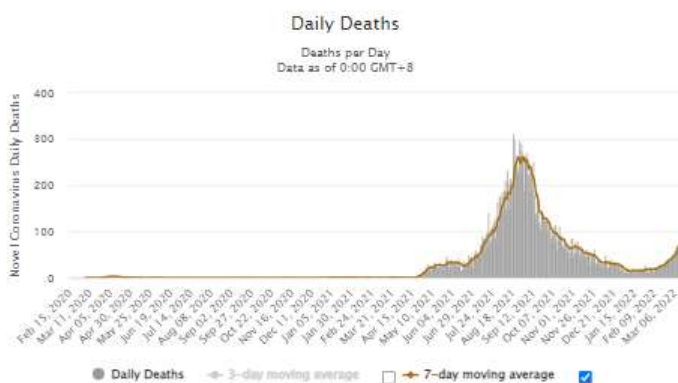


Source: worldometers.info

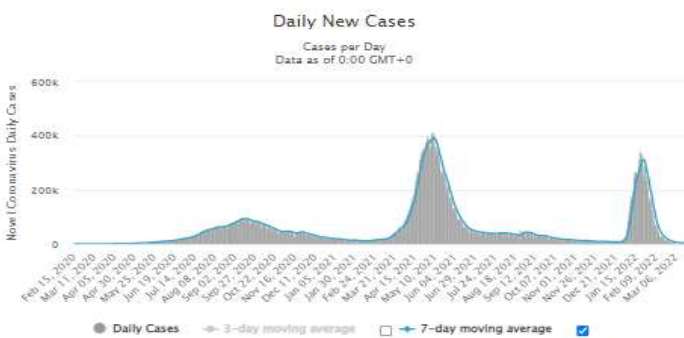
Daily New Cases in Thailand



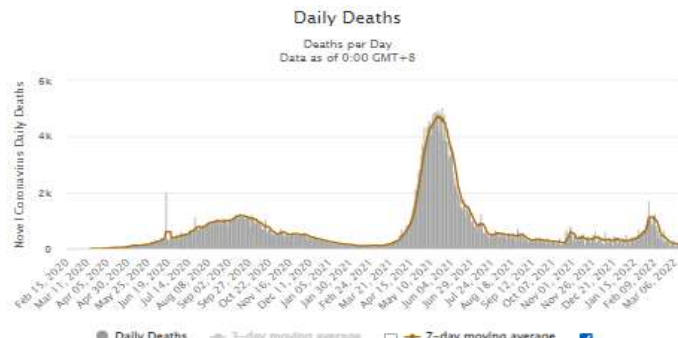
Daily New Deaths in Thailand



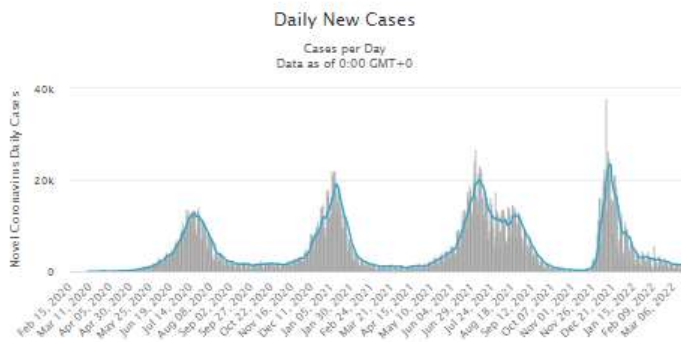
Daily New Cases in India



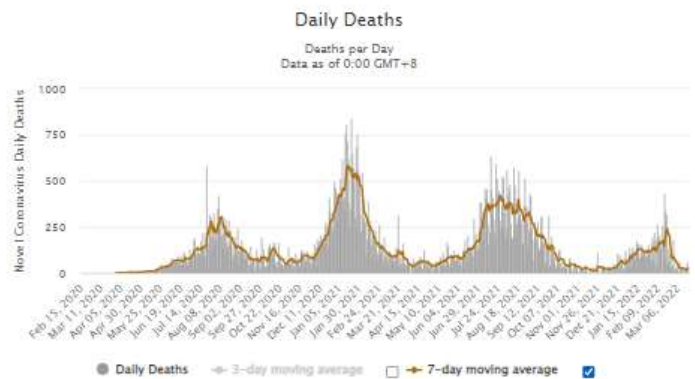
Daily New Deaths in India



## Daily New Cases in South Africa



## Daily New Deaths in South Africa

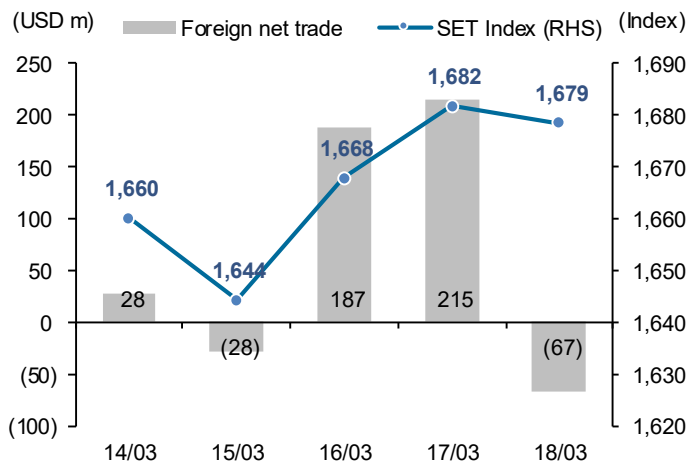


- MPC expected to keep policy rate at 0.5%, Panel will not be pressured by US hike** BANGKOK POST: The Bank of Thailand's Monetary Policy Committee (MPC) is expected to keep its policy rate at the historically low level of 0.5% throughout this year to maintain economic momentum, according to economists. The US Federal Reserve is projected to raise its policy rate multiple times throughout this year. Last week the Fed hiked its benchmark rate by 25 basis points to counter economic risks posed by excessive inflation and the war in Ukraine. Wachirawat Banchuen, senior economist at SCB EIC, a research unit of Siam Commercial Bank, said the research house predicts the Fed will raise the policy rate seven times in a row this year by 25 basis points each meeting to control inflation. However, the US economic environment, including Fed policy rate hikes, would not pressure the MPC's policy rate movement, he said. Mr Wachirawat said when making a decision on the policy rate, the MPC would pay attention to internal factors, particularly economic fundamentals, internal stability and foreign capital flow.
- NESDC warns rapidly ageing society likely to hit economy** BANGKOK POST: The increase in elderly among the Thai population and declining birth rate are expected to hinder the country's future economic expansion, according to a new study by the government's planning unit. Jinangoon Rojananan, deputy secretary-general of the National Economic and Social Development Council (NESDC), said its study, which uses the National Transfer Account (NTA) as a tool to design policies or measures to mitigate future impacts, found the higher elderly demographic is expected to cause the economy to contract by an average of 0.5 percentage points a year between 2023 and 2033. NTAs provide a coherent accounting framework of economic flows from one age group or generation to another, typically for a national population in a given calendar year, said the NESDC. Thailand has been classified as an "ageing" society since 2005, meaning 10% of the population is 60 or older. The NESDC expects Thailand to become an "aged" society next year, with people 60 or older set to account for 20% of the population.
- Rice exports tipped to hit 8m tonnes** BANGKOK POST: Thailand's rice exports are expected to exceed 8 million tonnes this year, driven by the weakness of the baht and rising demand in the global market, according to veteran trader Chookiat Ophaswongse. Mr Chookiat, an honorary president of the Thai Rice Exporters Association, said Thai rice shipments reached 1.5 million tonnes in the first two months of this year, compared with 900,000 tonnes in the same period of 2021. "If Thailand can ship an average of 700,000 tonnes a month, the total export volume will likely be at least 8 million tonnes this year, well over the 7 million tonnes the association forecast," he said. "Export values are estimated at 130 billion baht, up from 110 billion last year."
- Six locations eyed for 'Land Bridge'** BANGKOK POST: Six potential locations for a Southern Land Bridge connecting the Gulf of Thailand and Andaman coasts will be proposed to the Transport Ministry this week, according to the Office of Transport and Traffic Policy and Planning (OTP). OTP director Panya Chupanich said on Sunday that an initial study had proposed three locations in each of two provinces as suitable for the ambitious bridge scheme. They are Laem Pra Chamhiang, Laem Riw and Laem Kho Khao on the Gulf of Thailand side in Chumphon, while the Andaman Sea locations in Ranong are Koh Ta Wua Dam, Koh Son and Laem Ao Ang.

## Corporate news

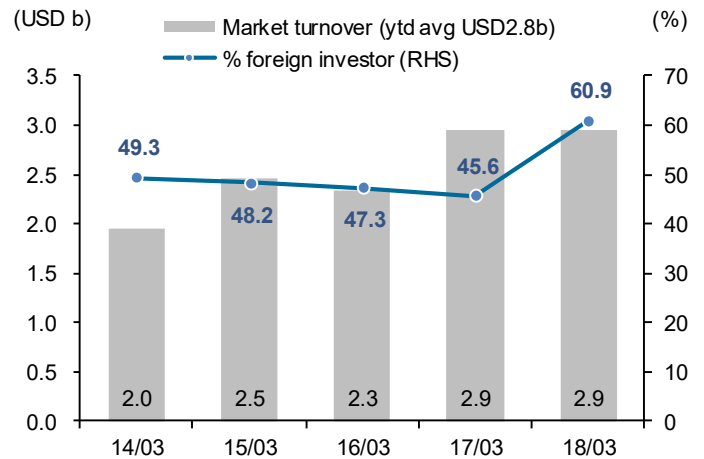
- Restaurant chains readjust in light of higher costs, Operators forced to raise prices as challenges accumulate** BANGKOK POST: With most producers preparing to increase prices, restaurant chains are expected to follow suit thanks to the spike in manufacturing costs as a result of the Russia-Ukraine war and galloping inflation amid the prolonged pandemic. Every category of retail eatery ranging from food courts, sukiyaki, shabu and steak to high-end restaurants have gradually increased their prices by 5-10% since early this year. To name a few, these include Suki Teenoi, Zen, AKA, Kouen, Narai Pizzeria, Sizzler steakhouse, Mo Mo Paradise and Four Seasons Chinese Restaurant.
- Jay Mart forecasts 3 years of 50% revenue growth** BANGKOK POST: SET-listed Jay Mart, a major IT product distributor, expects average annual revenue growth of 50% over the next three years driven by its strength in commerce, finance and technology, along with a foray into the metaverse. The company said it earmarked 30 billion baht for investment this year, 8 billion of which is to establish several joint ventures to scale up the customer base. The move aligns with Jay Mart's strategy to transform its business from an investment holding firm to a tech investment holding company. The firm projects its market cap to reach 527 billion baht in 2024, up from 295 billion forecast for this year.

Exhibit 11: Foreign fund flow and SET Index



Source: Bloomberg

Exhibit 12: Foreign participation



Source: Bloomberg

Exhibit 13: Index performance

	SET Index		Index performance (% change)								
	Index	(%chg)	Energy	Bank	Comu	Commerce	Food	Property	Construct	Transport	Petrochem
<b>% of SET Index</b>			22%	10%	10%	11%	6%	6%	4%	8%	3%
Current	1,678.51	(0.2)	(0.3)	(0.6)	(0.4)	(0.6)	0.0	0.7	(0.8)	(0.2)	(0.3)
-5D	1,658.01	1.2	(0.0)	2.5	1.2	0.8	2.5	1.7	1.0	0.8	1.3
-1M	1,694.32	(0.9)	(0.4)	(2.8)	(0.2)	1.1	(1.5)	(1.7)	(5.0)	(0.5)	(4.3)
-3M	1,622.25	3.5	4.5	7.1	10.4	6.7	1.7	4.1	(1.6)	5.2	(2.2)
-6M	1,614.86	3.9	4.6	18.5	25.3	2.6	(5.0)	8.0	(7.8)	(1.0)	(3.6)
-1Y	1,563.96	7.3	5.1	7.3	48.5	6.1	(3.8)	5.3	(0.2)	(3.7)	(8.1)
WTD	1,678.51	0.0	0.0	0.0	0.0	0.0	0.0	0.0	0.0	0.0	0.0
MTD	1,685.18	(0.4)	(1.4)	(1.5)	1.2	1.0	(0.4)	0.6	(3.3)	0.7	(1.2)
QTD	1,657.62	1.3	1.4	3.3	6.2	7.9	(1.5)	2.5	(3.0)	3.0	(3.7)
End of 2021	1,657.62	1.3	1.4	3.3	6.2	7.9	(1.5)	2.5	(3.0)	3.0	(3.7)

Source: Bloomberg

Exhibit 14: Trade by investor types

	SET Index		Exchange rate (USD:THB)	SET Index		Equity trading / Net position				Bond Net foreign (USD m)
	Index	Change (y-y%)		Average daily turnover (THB m)	Average daily turnover (USD m)	Foreign (USD m)	Retail (USD m)	PropTrade (USD m)	Local Inst (USD m)	
2018	1,563.88	(10.8)	32.32	56,370	1,744	(8,913)	3,571	(478)	5,799	8,855
2019	1,579.84	1.0	31.06	52,468	1,689	(1,496)	(662)	477	1,681	(502)
2020	1,449.35	(8.3)	31.29	67,335	2,152	(8,287)	6,873	459	953	(1,005)
2021	1,657.62	14.4	32.00	88,443	2,764	(1,632)	3,630	435	(2,330)	6,550
<b>2022YTD</b>	<b>1,678.51</b>	<b>1.3</b>	<b>32.98</b>	<b>92,061</b>	<b>2,791</b>	<b>2,905</b>	<b>(732)</b>	<b>12</b>	<b>(2,182)</b>	<b>2,823</b>
1Q21	1,587.21	41.0	30.26	93,653	3,095	(987)	1,622	129	(764)	128
2Q21	1,587.79	18.6	31.36	94,016	2,998	(1,482)	1,973	85	(574)	2,442
3Q21	1,605.68	29.8	32.92	86,406	2,625	(8)	(178)	189	97	632
4Q21	1,657.62	14.4	33.38	79,917	2,394	845	213	32	(1,089)	3,348
1Q22	1,678.51	5.8	32.98	92,798	2,813	2,905	(732)	12	(2,182)	2,823
Oct-21	1,623.43	35.9	33.49	81,653	2,438	474	(106)	175	(542)	305
Nov-21	1,568.69	11.4	33.10	86,676	2,619	(324)	826	(214)	(288)	1,429
Dec-21	1,657.62	14.4	33.56	71,422	2,128	695	(507)	71	(259)	1,614
Jan-22	1,648.81	12.4	33.22	87,540	2,635	432	220.92	104.12	(756.47)	2,434
Feb-22	1,685.18	12.6	32.65	91,300	2,796	1,931	(863.18)	142.30	(1,207.60)	2,201
Mar-22	1,678.51	5.8	33.08	99,553	3,010	542	(89.73)	(234.00)	(218.17)	(1,812)
<b>2022YTD</b>	<b>1,678.51</b>	<b>1.3</b>	<b>32.98</b>	<b>92,061</b>	<b>2,791</b>	<b>2,905</b>	<b>(732)</b>	<b>12</b>	<b>(2,182)</b>	<b>2,823</b>
14/03/2022	1,660.15		33.39	65,218	1,953	28	4	(9)	(22)	(77)
15/03/2022	1,644.36		33.53	82,507	2,461	(28)	78	(8)	(42)	(252)
16/03/2022	1,667.92		33.38	78,168	2,342	187	(184)	(14)	10	78
17/03/2022	1,681.76		33.23	97,761	2,942	215	(173)	(25)	(17)	67
18/03/2022	1,678.51		33.33	98,135	2,945	(67)	32	41	(6)	3

Source: Bloomberg

## Exhibit 15: Upcoming events

Date Time	Event	Survey	Actual	Prior	Revised	
03/18/2022 03:30	Forward Contracts	11-Mar	--	\$30.2b	\$31.7b	--
03/18/2022 03:30	Foreign Reserves	11-Mar	--	\$242.3b	\$243.6b	--
03/17/2022 03:24	Car Sales	Feb	--	--	69455	--
03/22/2022 23:30	Customs Exports YoY	Feb	10.40%	--	8.00%	7.98%
03/22/2022 23:30	Customs Imports YoY	Feb	19.00%	--	20.50%	20.52%
03/22/2022 23:30	Customs Trade Balance	Feb	-\$1487m	--	-\$2526m	--
03/24/2022 03:30	Mfg Production Index ISIC NSA YoY	Feb	4.35%	--	1.99%	--
03/24/2022 03:30	Capacity Utilization ISIC	Feb	--	--	65.91	--
03/25/2022 03:30	Forward Contracts	18-Mar	--	--	\$30.2b	--
03/25/2022 03:30	Foreign Reserves	18-Mar	--	--	\$242.3b	--
03/30/2022 03:00	BoT Benchmark Interest Rate	30-Mar	--	--	0.50%	--
03/31/2022 03:00	BoP Current Account Balance	Feb	--	--	-\$2204m	--
03/31/2022 03:30	Exports YoY	Feb	--	--	7.90%	--
03/31/2022 03:30	Imports YoY	Feb	--	--	18.40%	--
03/31/2022 03:30	Exports	Feb	--	--	\$21155m	--
03/31/2022 03:30	Imports	Feb	--	--	\$20559m	--
03/31/2022 03:30	Trade Balance	Feb	--	--	\$596m	--
03/31/2022 03:30	BoP Overall Balance	Feb	--	--	-\$1646m	--
03/31/2022 20:30	S&P Global Thailand PMI Mfg	Mar	--	--	52.5	--
04/01/2022 03:30	Business Sentiment Index	Mar	--	--	47.8	--
04/03/2022 04:09	Consumer Confidence Economic	Mar	--	--	37.2	--
04/03/2022 04:09	Consumer Confidence	Mar	--	--	43.3	--
04/04/2022 23:30	CPI YoY	Mar	--	--	5.28%	--
04/04/2022 23:30	CPI NSA MoM	Mar	--	--	1.06%	--
04/04/2022 23:30	CPI Core YoY	Mar	--	--	1.80%	--

Source: Bloomberg

## Exhibit 16: Management trading

Company	Management	Securities	Transaction	Shares	Price (THB)	Action	Value (THBm)
Bangkok Bank (BBL)	Piti Sithi-Amnuai	Common Shares	3/15/2022	80,000	134.00	Sell	10.72
Kingsmen C.M.T.I. (K)	Pravit Sribanditmongkol	Common Shares	3/14/2022	500,000	2.05	Sell	1.03
Susco (SUSCO)	Mongkol Simaroj	Common Shares	3/17/2022	100,000	3.34	Buy	0.33
CAZ (Thailand) (CAZ)	Prasert Treeveeranuwat	Common Shares	3/17/2022	<del>200,000</del> *	5.50	Sell	1.10
CAZ (Thailand) (CAZ)	Prasert Treeveeranuwat	Common Shares	3/17/2022	<del>200,000</del> *	5.50	Sell	1.10
CAZ (Thailand) (CAZ)	Prasert Treeveeranuwat	Common Shares	3/17/2022	<del>400,000</del> *	5.35	Sell	0.54
CAZ (Thailand) (CAZ)	Prasert Treeveeranuwat	Common Shares	3/17/2022	100,000	5.35	Sell	0.54
CAZ (Thailand) (CAZ)	Prasert Treeveeranuwat	Common Shares	3/17/2022	<del>400,000</del> *	5.40	Sell	0.54
CAZ (Thailand) (CAZ)	Prasert Treeveeranuwat	Common Shares	3/17/2022	100,000	5.40	Sell	0.54
Thailand Carpet Mng (TCMC)	Pimol Srivikorn	Common Shares	3/17/2022	353,400	1.46	Buy	0.52
Thai Mitsuwa (TMW)	Hirokazu Tsuruhara	Common Shares	3/17/2022	1,700	35.00	Buy	0.06
Thonburi Healthcare (THG)	Boon Vanasin	Common Shares	3/16/2022	34,000	66.15	Buy	2.25
Thonburi Healthcare (THG)	Boon Vanasin	Common Shares	3/17/2022	66,700	66.67	Buy	4.45
Porn Prom Metal (PPM)	Nuntira Rittimontree	Common Shares	3/17/2022	5,000	3.51	Sell	0.02
Proud Real Estate (PROUD)	Pumipat Sinacharoen	Common Shares	3/17/2022	500	1.67	Sell	0.00
Minor Int'l (MINT)	Anil Thadani	Common Shares	3/17/2022	579,700	32.00	Sell	18.55
Wice Logistics (WICE)	Prasert Jirapivatthanakul	Common Shares	3/16/2022	110,000	19.50	Sell	2.15
Sikarin (SKR)	Suriyan Kojonroj	Common Shares	3/17/2022	23,000	13.90	Buy	0.32
Haad Thip (HTC)	Pariya Chirabandhu	Common Shares	3/17/2022	10,000	34.00	Buy	0.34
Index Living Mall (ILM)	Kunthong Udommahuntisuk	Common Shares	3/17/2022	150,000	22.81	Sell	3.42
Index Living Mall (ILM)	Adisak Ruckariyaphong	Common Shares	3/17/2022	280,000	23.05	Sell	6.45

Source: \*Revoked by Reporter; SEC



## Exhibit 17: Upcoming XM (1/3)

Symbol	X-Date	Meeting Date	Agenda
ADD	21/03/2022	12/04/2022	Cash dividend payment
ALL	21/03/2022	26/04/2022	Omitted dividend payment
BJC	21/03/2022	21/04/2022	Cash dividend payment
FVC	21/03/2022	29/04/2022	Omitted dividend payment
GEL	21/03/2022	29/04/2022	Omitted dividend payment,Capital increase,The issuance of convertible securities
ILINK	21/03/2022	27/04/2022	Cash dividend payment,Changing the director(s)
ITEL	21/03/2022	27/04/2022	Capital increase,Omitted dividend payment,The issuance of convertible securities
KCE	21/03/2022	21/04/2022	Cash dividend payment
KWC	21/03/2022	18/04/2022	Cash dividend payment,Changing the director(s)
NBC	21/03/2022	29/04/2022	Omitted dividend payment,Acquisition and disposition of assets
NMG	21/03/2022	29/04/2022	Omitted dividend payment,Acquisition and disposition of assets,To consider and approve the addition of the objectives of the Company's from 24 items to 25 items
OTO	21/03/2022	21/04/2022	Capital increase,Omitted dividend payment
PSG	21/03/2022	22/04/2022	Omitted dividend payment
SEAOIL	21/03/2022	28/04/2022	Capital increase,Acquisition and disposition of assets,Connected transaction,Cash and stock dividend payment,Changing the director(s)
SPCG	21/03/2022	20/04/2022	Cash dividend payment,Connected transaction,Changing the director(s)
TRC	21/03/2022	26/04/2022	Omitted dividend payment
VIBHA	21/03/2022	28/04/2022	Cash dividend payment,Changing the director(s)
CMAN	22/03/2022	28/04/2022	Omitted dividend payment
DHOUSE	22/03/2022	26/04/2022	Omitted dividend payment
FN	22/03/2022	22/04/2022	Cash dividend payment
FSS	22/03/2022	29/04/2022	Cash dividend payment,Shareholding and Management Restructuring Plan,Delisting of Listed Securities
GRAND	22/03/2022	20/04/2022	Omitted dividend payment
MITSIB	22/03/2022	22/04/2022	Cash dividend payment
NEW	22/03/2022	28/04/2022	Cash dividend payment,Changing the director(s)
THG	22/03/2022	28/04/2022	Cash dividend payment,Acquisition and disposition of assets,Connected transaction,Changing the director(s)
TMILL	22/03/2022	28/04/2022	Cash dividend payment
TPAC	22/03/2022	29/04/2022	Cash dividend payment,the amendment of Company's Objectives, Articles of Association and Memorandum of Association
TSTE	22/03/2022	28/04/2022	Cash dividend payment
UMS	22/03/2022	26/04/2022	Omitted dividend payment
BLA	23/03/2022	27/04/2022	Cash dividend payment,Changing the director(s)
K	23/03/2022	18/04/2022	Adding of Directors and Appointing New Directors, Amendment of the Articles of Association Issuance, Omitted dividend payment, Capital increase, The issuance of convertible securities
NTV	23/03/2022	22/04/2022	Cash dividend payment
OCC	23/03/2022	25/04/2022	Cash dividend payment
RCL	23/03/2022	22/04/2022	Cash dividend payment
ROCK	23/03/2022	29/04/2022	Omitted dividend payment
SENA	23/03/2022	26/04/2022	Cash dividend payment
SPC	23/03/2022	25/04/2022	Cash dividend payment
U	23/03/2022	25/04/2022	Omitted dividend payment
WIN	23/03/2022	28/04/2022	Omitted dividend payment
APP	24/03/2022	28/04/2022	Cash dividend payment
B	24/03/2022	26/04/2022	Omitted dividend payment
BEC	24/03/2022	22/04/2022	Cash dividend payment
BTNC	24/03/2022	26/04/2022	Omitted dividend payment
CHAYO	24/03/2022	27/04/2022	Capital increase,Cash and stock dividend payment
CTW	24/03/2022	26/04/2022	Cash dividend payment
FTE	24/03/2022	20/04/2022	Capital increase,Cash and stock dividend payment
JKN	24/03/2022	29/04/2022	Omitted dividend payment,The Change of the Company's name the Company's seal and the address of the Company's head office
KOOL	24/03/2022	29/04/2022	Capital increase,Omitted dividend payment,To consider and approve the amendment of the Company's objectives and the amendment Clause 3 of the Company's Memorandum of Association
LEE	24/03/2022	29/04/2022	Cash dividend payment,Changing the director(s)
META	24/03/2022	28/04/2022	Capital increase,Omitted dividend payment,The issuance of convertible securities
NC	24/03/2022	26/04/2022	Omitted dividend payment

Source: SET

## Exhibit 18: Upcoming XM (2/3)

Symbol	X-Date	Meeting Date	Agenda
PLE	24/03/2022	29/04/2022	Cash dividend payment
SAUCE	24/03/2022	22/04/2022	Cash dividend payment
SMT	24/03/2022	28/04/2022	Cash dividend payment
SPG	24/03/2022	25/04/2022	Cash dividend payment
SPI	24/03/2022	25/04/2022	Cash dividend payment
STEC	24/03/2022	29/04/2022	Cash dividend payment
STPI	24/03/2022	28/04/2022	Omitted dividend payment
TQM	24/03/2022	28/04/2022	Cash dividend payment,Acquisition and disposition of assets,Connected transaction,To consider the election of directors in place of those retiring by rotation, To consider the remuneration of directors
TRU	24/03/2022	26/04/2022	Cash dividend payment
TSI	24/03/2022	21/04/2022	Omitted dividend payment
TTA	24/03/2022	27/04/2022	Cash dividend payment
UPA	24/03/2022	29/04/2022	Omitted dividend payment,Ratify the change of the objectives to utilize the proceeds from the issuance and offering of the ordinary shares of the Company to the existing shareholders proportionately to the shareholding (Rights Offering);
7UP	25/03/2022	28/04/2022	Omitted dividend payment
AJA	25/03/2022	28/04/2022	Capital increase,Omitted dividend payment,The issuance of convertible securities
BE8	25/03/2022	26/04/2022	Cash dividend payment,Changing the director(s)
MBK	25/03/2022	28/04/2022	Omitted dividend payment,Capital increase,The issuance of convertible securities
PPPM	25/03/2022	29/04/2022	Omitted dividend payment,Capital increase,Amendment of the Articles of Association
PRG	25/03/2022	28/04/2022	Capital increase, Omitted dividend payment, The issuance of convertible securities, The increase in the number of directors and the appointment of a new director, Amend the Company's article of association Clause 9 and Clause 13
PRIME	25/03/2022	29/04/2022	Omitted dividend payment,Capital increase
SKE	25/03/2022	27/04/2022	Omitted dividend payment,Amendment of the Company's Articles of Association,The issuance of convertible securities,Capital increase
TNITY	25/03/2022	29/04/2022	Cash dividend payment,Changing the director(s)
UT	25/03/2022	19/04/2022	Omitted dividend payment
UT-P	25/03/2022	19/04/2022	Omitted dividend payment
BWG	28/03/2022	29/04/2022	Capital increase,Omitted dividend payment
DUSIT	28/03/2022	25/04/2022	Omitted dividend payment,Changing the director(s)
EMC	28/03/2022	28/04/2022	Omitted dividend payment
FE	28/03/2022	27/04/2022	Cash dividend payment
JWD	28/03/2022	28/04/2022	Cash dividend payment
NEWS	28/03/2022	22/04/2022	Omitted dividend payment,Capital increase,The issuance of convertible securities,Changing the director(s),Appoint the auditor for the year 2022 and determine the audit fee,Determine the remuneration of directors for the year 2022
NNCL	28/03/2022	26/04/2022	Cash dividend payment
PRAKIT	28/03/2022	25/04/2022	Cash dividend payment
PROEN	28/03/2022	28/04/2022	Cash dividend payment,Capital increase,The issuance of convertible securities
PSTC	28/03/2022	26/04/2022	Omitted dividend payment,Changing the director(s)
RAM	28/03/2022	27/04/2022	Cash dividend payment
SAPPE	28/03/2022	27/04/2022	Cash dividend payment
SHREIT	28/03/2022	29/04/2022	To acknowledge the previous Minutes for Extraordinary General Meeting of the unitholders of SHREIT No.2/2020 dated 2 November 2020, To acknowledge the performance report of SHREIT for 2021
TNPF	28/03/2022	27/04/2022	-
TPRIME	28/03/2022	27/04/2022	To adopt and certify the summary of questions and answers from inquiries of Trust unitholders from the information provided in lieu of holding the Annual General Meeting for the year 2021, To Acknowledge the operating results for the year 2021
UP	28/03/2022	20/04/2022	Omitted dividend payment
UPF	28/03/2022	20/04/2022	Cash dividend payment
YGG	28/03/2022	26/04/2022	Omitted dividend payment
3K-BAT	29/03/2022	28/04/2022	Cash dividend payment
APCS	29/03/2022	30/04/2022	Cash dividend payment,The issuance of debentures
B52	29/03/2022	21/04/2022	Capital increase,Omitted dividend payment
DCON	29/03/2022	27/04/2022	Cash dividend payment
GSC	29/03/2022	25/04/2022	Omitted dividend payment
HTC	29/03/2022	26/04/2022	Cash dividend payment
IFEC	29/03/2022	26/04/2022	Omitted dividend payment
JSP	29/03/2022	28/04/2022	Capital increase,Omitted dividend payment,The issuance of convertible securities
MILL	29/03/2022	28/04/2022	Capital increase,Cash and stock dividend payment,The issuance of convertible securities
NRF	29/03/2022	22/04/2022	Cash dividend payment,amendment of the Company's objective to invest in digital assets

Source: SET

## Exhibit 19: Upcoming XM (3/3)

Symbol	X-Date	Meeting Date	Agenda
POMPUI	29/03/2022	16/04/2022	Omitted dividend payment
SSS	29/03/2022	28/04/2022	Omitted dividend payment
SUC	29/03/2022	21/04/2022	Cash dividend payment
TFMAMA	29/03/2022	27/04/2022	Cash dividend payment, To approved the amendment of the Memorandum of Association No. 3
ACAP	30/03/2022	28/04/2022	Omitted dividend payment
AIMCG	30/03/2022	29/04/2022	Acquisition or Disposition of Assets
AIMIRT	30/03/2022	27/04/2022	To acknowledge the operation performance of AIMIRT for the year 2021, To acknowledge the 2021 financial statements of AIMIRT for the fiscal year ended 31 December 2021
AQ	30/03/2022	29/04/2022	Omitted dividend payment
CPI	30/03/2022	28/04/2022	Cash dividend payment
EE	30/03/2022	29/04/2022	Omitted dividend payment, Capital increase, Acquisition and disposition of assets, Changing the director(s), To consider and approve the amendment of the Company's Articles of Association, Chapter 2, Shares and Shareholders, Article 6.
GJS	30/03/2022	29/04/2022	Omitted dividend payment
GSTEEL	30/03/2022	29/04/2022	Omitted dividend payment
MK	30/03/2022	26/04/2022	Omitted dividend payment, The issuance of debentures
MVP	30/03/2022	29/04/2022	Omitted dividend payment
PERM	30/03/2022	28/04/2022	Cash dividend payment
QHOP	30/03/2022	22/04/2022	To acknowledge the Fund's significant management and future direction in management, To acknowledge the performance of QHOP for the year 2021, To acknowledge the financial statement of QHOP for the year 2021
SAFARI	30/03/2022	27/04/2022	Omitted dividend payment
SIMAT	30/03/2022	29/04/2022	Omitted dividend payment, Changing the director(s)
THMUI	30/03/2022	25/04/2022	Omitted dividend payment
TU-PF	30/03/2022	22/04/2022	To acknowledge the Fund's significant management and future direction in management, To acknowledge the performance of TU-PF for the year 2021, To acknowledge the financial statement of TU-PF for the year 2021
APEX	31/03/2022	27/04/2022	Omitted dividend payment, Capital increase, To consider and approve the business rehabilitation plan
AYUD	31/03/2022	29/04/2022	Cash dividend payment
DIMET	31/03/2022	27/04/2022	Capital increase, Omitted dividend payment
GL	31/03/2022	28/04/2022	Changing the director(s)
MATI	31/03/2022	27/04/2022	Cash dividend payment
NINE	31/03/2022	10/05/2022	Capital increase, Acquisition and disposition of assets, Connected transaction
PAE	31/03/2022	28/04/2022	Omitted dividend payment
SAWANG	31/03/2022	29/04/2022	Omitted dividend payment
SGF	31/03/2022	29/04/2022	Omitted dividend payment
SQ	31/03/2022	22/04/2022	The issuance of debentures, Cash dividend payment
STOWER	31/03/2022	28/04/2022	Capital increase, The issuance of convertible securities, Omitted dividend payment, Agenda to consider and approve the appointment of additional directors
SYNTEC	31/03/2022	29/04/2022	Cash dividend payment
TAE	31/03/2022	21/04/2022	Omitted dividend payment
UBE	31/03/2022	27/04/2022	Cash dividend payment
VNT	31/03/2022	27/04/2022	Cash dividend payment
STARK	01/04/2022	29/04/2022	Omitted dividend payment
TNPC	01/04/2022	22/04/2022	Cash and stock dividend payment
BC	04/04/2022	27/04/2022	Omitted dividend payment
CIG	04/04/2022	29/04/2022	Omitted dividend payment
CRANE	05/04/2022	27/04/2022	Omitted dividend payment
CSR	05/04/2022	28/04/2022	Cash dividend payment
KWI	11/04/2022	29/04/2022	Omitted dividend payment, Capital increase, Changing the director(s)

Source: SET

## Exhibit 20: Upcoming XR

Symbol	X-Date	Announce Date	Rights for	Subscription Price	Unit	Subscription Ratio (Holding:New)	Subscription Period	Allotted Shares (Shares)
MBK	25/03/2022	02/03/2022	Warrants	-	Baht	25 : 1	-	76220769
PRG	25/03/2022	07/03/2022	Warrants	-	Baht	20 : 1	-	31499528
SKE	25/03/2022	14/03/2022	Warrants	-	Baht	5 : 1	-	223200000
NEWS	28/03/2022	14/03/2022	Warrants	-	Baht	2 : 1	-	52825098824
AQ	30/03/2022	01/10/2021	Common	0.024	Baht	10 : 3	22/04/2022 - 28/04/2022	25597443434
EE	30/03/2022	16/03/2022	Common	0.5	Baht	1 : 1	-	2780000000
NDR	05/04/2022	23/02/2022	Warrants	-	Baht	4 : 1	-	86722878
ALL	20/04/2022	01/03/2022	Common	0.5	Baht	1 : 1	09/05/2022 - 13/05/2022	1343264444
TTB	21/04/2022	23/02/2022	Warrants	-	Baht	100 : 1	-	966228745
TM	25/04/2022	21/02/2022	Warrants	-	Baht	3 : 1	-	102666662
EFORL	26/04/2022	20/12/2021	Warrants	0.4	Baht	5 : 1	-	799572989
EFORL	26/04/2022	20/12/2021	Warrants	-	Baht	2 : 1	-	399786494
EP	27/04/2022	03/03/2022	Warrants	-	Baht	4 : 1	-	233126774
DITTO	28/04/2022	01/03/2022	Warrants	-	Baht	5 : 1	-	88000000
NCAP	28/04/2022	22/02/2022	Common	4.5	Baht	2 : 1	-	450000000
NCAP	28/04/2022	22/02/2022	Warrants	-	Baht	2 : 1	-	225000000
PORT	28/04/2022	25/02/2022	Warrants	-	Baht	4 : 1	-	151799977
PORT	28/04/2022	25/02/2022	Warrants	-	Baht	4 : 1	-	151799977
RT	03/05/2022	01/03/2022	Warrants	-	Baht	5 : 1	-	220000000
SABUY	03/05/2022	22/02/2022	Warrants	-	Baht	5 : 2	-	508551983
W	03/05/2022	28/02/2022	Common	3.3	Baht	9 : 2	01/06/2022 - 20/06/2022	180869643
COLOR	05/05/2022	25/02/2022	Warrants	-	Baht	10 : 1	-	58896462
CI	06/05/2022	25/02/2022	Warrants	-	Baht	4 : 1	-	266648966
RATCH	06/05/2022	22/06/2021	Common	-	Baht	-	06/06/2022 - 10/06/2022	769230770
GEL	09/05/2022	03/03/2022	Common	0.23	Baht	3 : 1	27/05/2022 - 02/06/2022	1799292396
GEL	09/05/2022	03/03/2022	Warrants	-	Baht	2 : 1	-	899646198
JSP	09/05/2022	16/03/2022	Warrants	0.1	Baht	4 : 1	-	1050000000
PROEN	09/05/2022	15/03/2022	Warrants	-	Baht	2 : 1	-	158000000
SA	10/05/2022	28/02/2022	Warrants	-	Baht	100 : 35	-	456473591
ITEL	12/05/2022	07/03/2022	Warrants	-	Baht	5 : 1	-	322000000
TH	13/05/2022	02/03/2022	Warrants	-	Baht	4 : 1	-	241258981
NINE	19/05/2022	03/03/2022	Common	3.3	Baht	1.5232 : 1	24/06/2022 - 30/06/2022	240000000
CPANEL	24/05/2022	22/02/2022	Warrants	-	Baht	5 : 1	-	32000000
PPM	26/05/2022	28/02/2022	Warrants	-	Baht	2 : 1	-	211000050

Source: SET

## Exhibit 21: Upcoming XD (1/6)

Symbol	X-Date	Announce Date	Dividend (per Share)	Unit	Operation Period	Source of Dividend	Payment Date	Par
KCE	21/03/2022	08/03/2022	1	Baht	01/07/2021 - 31/12/2021	NP	09/05/2022	0.5
SPCG	21/03/2022	25/02/2022	0.55	Baht	01/07/2021 - 31/12/2021	Both	17/05/2022	1
ADD	21/03/2022	08/03/2022	0.14	Baht	01/01/2021 - 31/12/2021	NP	05/05/2022	0.5
SEAOIL	21/03/2022	08/03/2022	15 : 1	Share	-	RE	20/05/2022	1
SEAOIL	21/03/2022	08/03/2022	0.007407408	Baht	-	RE	20/05/2022	1
FSS	22/03/2022	28/02/2022	0.1	Baht	01/01/2021 - 31/12/2021	NP	17/05/2022	1.6
THG	22/03/2022	15/02/2022	0.5	Baht	01/01/2021 - 31/12/2021	NP	-	1
TMILL	22/03/2022	24/02/2022	0.13	Baht	01/01/2021 - 31/12/2021	NP	26/05/2022	1
TSTE	22/03/2022	25/02/2022	0.14	Baht	01/01/2021 - 31/12/2021	NP	27/05/2022	0.5
FN	22/03/2022	08/03/2022	0.0037	Baht	-	RE	18/05/2022	0.5
RCL	23/03/2022	25/02/2022	3	Baht	01/01/2021 - 31/12/2021	NP	20/05/2022	1
NTV	23/03/2022	10/03/2022	0.6	Baht	-	RE	20/05/2022	1
FTE	24/03/2022	11/03/2022	10 : 1	Share	01/01/2021 - 31/12/2021	NP	10/05/2022	0.5
FTE	24/03/2022	11/03/2022	0.00556	Baht	01/01/2021 - 31/12/2021	NP	10/05/2022	0.5
LEE	24/03/2022	09/03/2022	0.13	Baht	01/01/2021 - 31/12/2021	NP	19/05/2022	1
STEC	24/03/2022	11/03/2022	0.25	Baht	01/01/2021 - 31/12/2021	NP	-	1
TTA	24/03/2022	10/03/2022	0.22	Baht	01/01/2021 - 31/12/2021	NP	13/05/2022	1
CTW	24/03/2022	11/03/2022	0.1	Baht	-	RE	20/05/2022	5
SPG	24/03/2022	14/02/2022	0.45	Baht	-	RE	23/05/2022	1
TQM	24/03/2022	25/02/2022	0.5	Baht	-	RE	12/05/2022	0.5
BE8	25/03/2022	24/02/2022	0.06	Baht	01/10/2021 - 31/12/2021	NP	25/05/2022	0.5
TNITY	25/03/2022	28/02/2022	0.75	Baht	01/01/2021 - 31/12/2021	NP	18/05/2022	5
RAM	28/03/2022	15/03/2022	0.2	Baht	01/01/2021 - 31/12/2021	NP	26/05/2022	0.1
UPF	28/03/2022	16/03/2022	4.71	Baht	-	RE	21/04/2022	10
3K-BAT	29/03/2022	16/03/2022	0.25	Baht	01/01/2021 - 31/12/2021	NP	13/05/2022	10
DCON	29/03/2022	23/02/2022	0.011	Baht	01/01/2021 - 31/12/2021	NP	17/05/2022	0.1
SUC	29/03/2022	17/03/2022	1.5	Baht	-	RE	22/04/2022	10
CPI	30/03/2022	24/02/2022	0.19	Baht	01/01/2021 - 31/12/2021	NP	20/05/2022	1
UBE	31/03/2022	17/03/2022	0.024	Baht	01/07/2021 - 31/12/2021	NP	20/05/2022	1
AYUD	31/03/2022	28/02/2022	0.77	Baht	01/01/2021 - 31/12/2021	NP	17/05/2022	1
SQ	31/03/2022	14/03/2022	0.08	Baht	01/01/2021 - 31/12/2021	NP	11/05/2022	1
COTTO	01/04/2022	25/01/2022	0.047	Baht	01/01/2021 - 31/12/2021	NP	22/04/2022	1
Q-CON	01/04/2022	10/02/2022	0.31	Baht	01/01/2021 - 31/12/2021	NP	22/04/2022	1
DCC	05/04/2022	15/02/2022	0.045	Baht	01/10/2021 - 31/12/2021	NP	28/04/2022	0.1
SCGP	05/04/2022	25/01/2022	0.4	Baht	01/01/2021 - 31/12/2021	NP	25/04/2022	1
CHAYO	05/04/2022	11/03/2022	0.0018519	Baht	-	RE	-	0.5
CHAYO	05/04/2022	11/03/2022	30 : 1	Share	-	RE	-	0.5
SCC	07/04/2022	26/01/2022	10	Baht	01/07/2021 - 31/12/2021	NP	26/04/2022	1
SMPC	07/04/2022	14/02/2022	0.47	Baht	01/07/2021 - 31/12/2021	NP	29/04/2022	1
GPI	07/04/2022	23/02/2022	0.03	Baht	-	RE	27/04/2022	0.5
BANPU	08/04/2022	23/02/2022	0.25	Baht	01/07/2021 - 31/12/2021	Both	29/04/2022	1
BPP	08/04/2022	23/02/2022	0.35	Baht	01/07/2021 - 31/12/2021	Both	27/04/2022	10
ATP30	08/04/2022	22/02/2022	0.03	Baht	01/01/2021 - 31/12/2021	NP	29/04/2022	0.25
CHEWA	11/04/2022	17/02/2022	0.0259	Baht	01/01/2021 - 31/12/2021	NP	29/04/2022	1
QTC	11/04/2022	10/02/2022	0.2	Baht	01/01/2021 - 31/12/2021	NP	27/04/2022	1
PSL	11/04/2022	14/02/2022	0.25	Baht	-	RE	28/04/2022	1
GC	12/04/2022	15/02/2022	10 : 1	Share	01/07/2021 - 31/12/2021	NP	29/04/2022	0.5
GC	12/04/2022	15/02/2022	0.125	Baht	01/07/2021 - 31/12/2021	NP	29/04/2022	0.5
IT	12/04/2022	23/02/2022	0.3	Baht	01/01/2021 - 31/12/2021	NP	03/05/2022	1
S11	12/04/2022	14/02/2022	0.16	Baht	01/01/2021 - 31/12/2021	NP	06/05/2022	1
UKEM	12/04/2022	28/02/2022	0.112	Baht	01/01/2021 - 31/12/2021	NP	-	0.25
TMT	18/04/2022	18/02/2022	0.7	Baht	01/07/2021 - 31/12/2021	NP	06/05/2022	1
KGI	18/04/2022	23/02/2022	0.55	Baht	01/01/2021 - 31/12/2021	NP	05/05/2022	1
KTC	18/04/2022	11/02/2022	1	Baht	01/01/2021 - 31/12/2021	NP	06/05/2022	1

Source: SET

## Exhibit 22: Upcoming XD (2/6)

Symbol	X-Date	Announce Date	Dividend (per Share)	Unit	Operation Period	Source of Dividend	Payment Date	Par
PJW	18/04/2022	21/02/2022	0.08	Baht	01/01/2021 - 31/12/2021	NP	05/05/2022	0.5
SFLEX	18/04/2022	25/02/2022	0.045	Baht	01/01/2021 - 31/12/2021	NP	06/05/2022	0.5
KBANK	18/04/2022	24/02/2022	2.75	Baht	-	RE	06/05/2022	10
AUCT	19/04/2022	25/02/2022	0.28	Baht	01/07/2021 - 31/12/2021	NP	06/05/2022	0.25
JMART	19/04/2022	24/02/2022	1.06	Baht	01/07/2021 - 31/12/2021	NP	06/05/2022	1
JMT	19/04/2022	24/02/2022	0.42	Baht	01/07/2021 - 31/12/2021	NP	05/05/2022	0.5
NER	19/04/2022	21/02/2022	0.36	Baht	01/07/2021 - 31/12/2021	NP	06/05/2022	0.5
PCSGH	19/04/2022	24/02/2022	0.15	Baht	01/07/2021 - 31/12/2021	Both	06/05/2022	1
TOG	19/04/2022	17/02/2022	0.35	Baht	01/07/2021 - 31/12/2021	Both	06/05/2022	1
J	19/04/2022	22/02/2022	0.03	Baht	01/01/2021 - 31/12/2021	NP	05/05/2022	1
JP	19/04/2022	28/02/2022	0.0132	Baht	01/01/2021 - 31/12/2021	NP	29/04/2022	0.5
STA	19/04/2022	17/02/2022	0.1	Baht	01/01/2021 - 31/12/2021	Both	06/05/2022	1
STA	19/04/2022	17/02/2022	0.55	Baht	01/01/2021 - 31/12/2021	NP	06/05/2022	1
STGT	19/04/2022	17/02/2022	0.65	Baht	01/01/2021 - 31/12/2021	Both	05/05/2022	0.5
TIPCO	19/04/2022	18/02/2022	0.58	Baht	01/01/2021 - 31/12/2021	NP	05/05/2022	1
TPS	19/04/2022	22/02/2022	0.08	Baht	01/01/2021 - 31/12/2021	NP	06/05/2022	0.5
YUASA	19/04/2022	15/02/2022	0.291	Baht	01/01/2021 - 31/12/2021	NP	06/05/2022	1
TCAP	19/04/2022	25/02/2022	1.8	Baht	-	RE	06/05/2022	10
TCAP-P	19/04/2022	25/02/2022	1.8	Baht	-	RE	06/05/2022	10
HMPRO	20/04/2022	23/02/2022	0.2	Baht	01/07/2021 - 31/12/2021	NP	06/05/2022	1
SO	20/04/2022	22/02/2022	0.022222222	Baht	01/01/2021 - 31/12/2021	NP	06/05/2022	1
SO	20/04/2022	22/02/2022	5 : 1	Share	01/01/2021 - 31/12/2021	NP	06/05/2022	1
TPLAS	20/04/2022	21/02/2022	0.1	Baht	01/01/2021 - 31/12/2021	NP	06/05/2022	0.5
KTB	20/04/2022	24/02/2022	0.418	Baht	-	RE	06/05/2022	5.15
KTB-P	20/04/2022	24/02/2022	0.5725	Baht	-	RE	06/05/2022	5.15
MAJOR	21/04/2022	17/02/2022	0.6	Baht	01/10/2021 - 31/12/2021	NP	06/05/2022	1
CSP	21/04/2022	28/02/2022	0.2	Baht	01/07/2021 - 31/12/2021	NP	06/05/2022	1
AIT	21/04/2022	21/02/2022	0.3	Baht	01/01/2021 - 31/12/2021	NP	09/05/2022	1
AMATAV	21/04/2022	25/02/2022	0.05	Baht	01/01/2021 - 31/12/2021	NP	06/05/2022	0.5
BIZ	21/04/2022	23/02/2022	2 : 1	Share	01/01/2021 - 31/12/2021	NP	05/05/2022	0.5
BIZ	21/04/2022	23/02/2022	0.427777778	Baht	01/01/2021 - 31/12/2021	NP	05/05/2022	0.5
MBAX	21/04/2022	17/02/2022	0.3	Baht	01/01/2021 - 31/12/2021	Both	06/05/2022	1
TTB	21/04/2022	23/02/2022	0.038	Baht	01/01/2021 - 31/12/2021	NP	11/05/2022	0.95
BBL	21/04/2022	24/02/2022	2.5	Baht	-	RE	12/05/2022	10
CIMBT	22/04/2022	22/02/2022	0.01	Baht	01/01/2021 - 31/12/2021	NP	10/05/2022	0.5
SKR	22/04/2022	24/02/2022	0.12	Baht	01/01/2021 - 31/12/2021	NP	09/05/2022	0.5
PDG	25/04/2022	17/02/2022	0.08	Baht	01/07/2021 - 31/12/2021	Both	20/05/2022	0.5
PDG	25/04/2022	17/02/2022	10 : 1	Share	01/07/2021 - 31/12/2021	Both	20/05/2022	0.5
AMATA	25/04/2022	28/02/2022	0.3	Baht	01/01/2021 - 31/12/2021	NP	11/05/2022	1
JR	25/04/2022	21/02/2022	0.14	Baht	01/01/2021 - 31/12/2021	NP	-	0.5
KWC	25/04/2022	07/03/2022	9.5	Baht	01/01/2021 - 31/12/2021	NP	09/05/2022	10
TM	25/04/2022	21/02/2022	0.085	Baht	01/01/2021 - 31/12/2021	NP	17/05/2022	0.5
APCO	26/04/2022	28/02/2022	0.1234	Baht	01/01/2021 - 31/12/2021	NP	09/05/2022	0.5
III	26/04/2022	23/02/2022	0.3	Baht	01/01/2021 - 31/12/2021	NP	17/05/2022	0.5
RBF	26/04/2022	21/02/2022	0.15	Baht	01/01/2021 - 31/12/2021	NP	11/05/2022	1
SAMCO	26/04/2022	18/02/2022	0.04	Baht	01/01/2021 - 31/12/2021	NP	18/05/2022	1
VNT	26/04/2022	24/02/2022	2.4	Baht	01/01/2021 - 31/12/2021	NP	23/05/2022	6
IHL	26/04/2022	25/02/2022	0.1	Baht	-	RE	18/05/2022	1
TPCH	27/04/2022	18/02/2022	0.053	Baht	01/10/2021 - 31/12/2021	NP	18/05/2022	1
SPALI	27/04/2022	22/02/2022	0.75	Baht	01/07/2021 - 31/12/2021	NP	12/05/2022	1
EP	27/04/2022	28/02/2022	0.25	Baht	01/01/2021 - 31/12/2021	Both	12/05/2022	1
LHFG	27/04/2022	25/02/2022	0.01	Baht	01/01/2021 - 31/12/2021	NP	18/05/2022	1
MENA	27/04/2022	25/02/2022	0.03	Baht	01/01/2021 - 31/12/2021	NP	19/05/2022	0.5
SAK	27/04/2022	22/02/2022	0.116	Baht	01/01/2021 - 31/12/2021	NP	18/05/2022	1

Source: SET

## Exhibit 23: Upcoming XD (3/6)

Symbol	X-Date	Announce Date	Dividend (per Share)	Unit	Operation Period	Source of Dividend	Payment Date	Par
SUN	27/04/2022	22/02/2022	0.15	Baht	01/01/2021 - 31/12/2021	NP	19/05/2022	0.5
ADB	27/04/2022	22/02/2022	0.05	Baht	-	RE	17/05/2022	0.5
PDJ	27/04/2022	28/02/2022	0.1	Baht	-	RE	17/05/2022	1
BJC	28/04/2022	23/02/2022	0.51	Baht	01/07/2021 - 31/12/2021	NP	19/05/2022	1
QH	28/04/2022	23/02/2022	0.07	Baht	01/07/2021 - 31/12/2021	NP	18/05/2022	1
SNNP	28/04/2022	21/02/2022	0.14	Baht	01/07/2021 - 31/12/2021	NP	18/05/2022	0.5
AWC	28/04/2022	18/02/2022	0.01076	Baht	01/01/2021 - 31/12/2021	NP	20/05/2022	1
CPALL	28/04/2022	24/02/2022	0.6	Baht	01/01/2021 - 31/12/2021	NP	20/05/2022	1
KKP	28/04/2022	24/02/2022	2.2	Baht	01/01/2021 - 31/12/2021	NP	19/05/2022	10
MICRO	28/04/2022	25/02/2022	0.077	Baht	01/01/2021 - 31/12/2021	NP	20/05/2022	1
MTC	28/04/2022	14/02/2022	0.37	Baht	01/01/2021 - 31/12/2021	NP	17/05/2022	1
NRF	28/04/2022	01/03/2022	0.041	Baht	01/01/2021 - 31/12/2021	NP	20/05/2022	1
NSL	28/04/2022	28/02/2022	0.25	Baht	01/01/2021 - 31/12/2021	NP	17/05/2022	1
PORT	28/04/2022	25/02/2022	0.025	Baht	01/01/2021 - 31/12/2021	NP	19/05/2022	0.5
RPC	28/04/2022	23/02/2022	0.1	Baht	01/01/2021 - 31/12/2021	NP	19/05/2022	1
SMART	28/04/2022	17/02/2022	0.04	Baht	01/01/2021 - 31/12/2021	Both	20/05/2022	0.5
TACC	28/04/2022	24/02/2022	0.18	Baht	01/01/2021 - 31/12/2021	Both	19/05/2022	0.25
THIP	28/04/2022	04/03/2022	1.75	Baht	01/01/2021 - 31/12/2021	NP	17/05/2022	1
THREL	28/04/2022	22/02/2022	0.12	Baht	01/01/2021 - 31/12/2021	NP	-	1
TIDLOR	28/04/2022	21/02/2022	0.274	Baht	01/01/2021 - 31/12/2021	NP	20/05/2022	3.7
TIDLOR	28/04/2022	21/02/2022	13 : 1	Share	01/01/2021 - 31/12/2021	NP	20/05/2022	3.7
WGE	28/04/2022	18/02/2022	0.05	Baht	01/01/2021 - 31/12/2021	NP	18/05/2022	0.5
BEC	28/04/2022	11/03/2022	0.25	Baht	-	RE	19/05/2022	1
ASIAN	29/04/2022	21/02/2022	0.4	Baht	01/07/2021 - 31/12/2021	NP	18/05/2022	1
GLORY	29/04/2022	21/02/2022	0.02	Baht	01/07/2021 - 31/12/2021	NP	20/05/2022	0.5
HTECH	29/04/2022	28/02/2022	0.08	Baht	01/07/2021 - 31/12/2021	NP	20/05/2022	1
BAM	29/04/2022	25/02/2022	0.55	Baht	01/01/2021 - 31/12/2021	NP	20/05/2022	5
L&E	29/04/2022	22/02/2022	0.085	Baht	01/01/2021 - 31/12/2021	NP	18/05/2022	1
MFC	29/04/2022	17/02/2022	2.15	Baht	01/01/2021 - 31/12/2021	NP	19/05/2022	1
RSP	29/04/2022	24/02/2022	0.15	Baht	01/01/2021 - 31/12/2021	Both	-	1
SC	29/04/2022	17/02/2022	0.2	Baht	01/01/2021 - 31/12/2021	NP	19/05/2022	1
SINGER	29/04/2022	23/02/2022	0.56	Baht	01/01/2021 - 31/12/2021	NP	20/05/2022	1
TISCO	29/04/2022	28/02/2022	7.15	Baht	01/01/2021 - 31/12/2021	Both	19/05/2022	10
TISCO-P	29/04/2022	28/02/2022	7.15	Baht	01/01/2021 - 31/12/2021	Both	19/05/2022	10
WHAUP	29/04/2022	23/02/2022	0.16	Baht	01/01/2021 - 31/12/2021	Both	19/05/2022	1
TWPC	29/04/2022	22/02/2022	0.2159	Baht	-	RE	20/05/2022	1
HTC	03/05/2022	15/03/2022	0.96	Baht	01/07/2021 - 31/12/2021	NP	25/05/2022	1
KISS	03/05/2022	24/02/2022	0.1	Baht	01/07/2021 - 31/12/2021	NP	-	0.5
PIMO	03/05/2022	24/02/2022	0.045	Baht	01/07/2021 - 31/12/2021	NP	24/05/2022	0.25
ALUCON	03/05/2022	25/02/2022	10	Baht	01/01/2021 - 31/12/2021	NP	17/05/2022	10
BFIT	03/05/2022	28/02/2022	0.82	Baht	01/01/2021 - 31/12/2021	NP	17/05/2022	5
CIVIL	03/05/2022	28/02/2022	0.02	Baht	01/01/2021 - 31/12/2021	NP	20/05/2022	1
IIG	03/05/2022	23/02/2022	0.4	Baht	01/01/2021 - 31/12/2021	NP	20/05/2022	0.5
MFEC	03/05/2022	23/02/2022	0.4	Baht	01/01/2021 - 31/12/2021	NP	20/05/2022	1
PL	03/05/2022	24/02/2022	0.11	Baht	01/01/2021 - 31/12/2021	NP	20/05/2022	1
PRAKIT	03/05/2022	15/03/2022	0.6	Baht	01/01/2021 - 31/12/2021	NP	23/05/2022	1
PREB	03/05/2022	24/02/2022	0.4	Baht	01/01/2021 - 31/12/2021	NP	-	1
SABUY	03/05/2022	22/02/2022	0.03	Baht	01/01/2021 - 31/12/2021	NP	19/05/2022	1
SAUCE	03/05/2022	11/03/2022	1.6	Baht	01/01/2021 - 31/12/2021	NP	18/05/2022	1
SAWAD	03/05/2022	28/02/2022	1.8	Baht	01/01/2021 - 31/12/2021	NP	20/05/2022	1
SUPER	03/05/2022	25/02/2022	0.006	Baht	01/01/2021 - 31/12/2021	NP	20/05/2022	0.1
TPCS	03/05/2022	22/02/2022	0.75	Baht	01/01/2021 - 31/12/2021	NP	25/05/2022	1
TRT	03/05/2022	24/02/2022	0.12	Baht	01/01/2021 - 31/12/2021	NP	-	1
TRUBB	03/05/2022	24/02/2022	0.15	Baht	01/01/2021 - 31/12/2021	NP	26/05/2022	1

Source: SET

## Exhibit 24: Upcoming XD (4/6)

Symbol	X-Date	Announce Date	Dividend (per Share)	Unit	Operation Period	Source of Dividend	Payment Date	Par
ICC	03/05/2022	18/02/2022	0.35	Baht	-	RE	24/05/2022	1
OCC	03/05/2022	09/03/2022	0.05	Baht	-	RE	24/05/2022	1
RS	03/05/2022	28/02/2022	0.35	Baht	-	RE	25/05/2022	1
SCG	03/05/2022	21/02/2022	0.061	Baht	-	RE	20/05/2022	1
SRICHA	03/05/2022	28/02/2022	0.25	Baht	-	RE	17/05/2022	1
TPA	03/05/2022	25/02/2022	0.45	Baht	-	RE	19/05/2022	1
FPI	05/05/2022	28/02/2022	0.07	Baht	01/07/2021 - 31/12/2021	NP	-	0.25
HUMAN	05/05/2022	28/02/2022	0.1	Baht	01/07/2021 - 31/12/2021	NP	24/05/2022	0.5
LH	05/05/2022	24/02/2022	0.25	Baht	01/07/2021 - 31/12/2021	Both	20/05/2022	1
MGT	05/05/2022	17/02/2022	0.12	Baht	01/07/2021 - 31/12/2021	NP	20/05/2022	0.5
OSP	05/05/2022	23/02/2022	0.65	Baht	01/07/2021 - 31/12/2021	Both	26/05/2022	1
TFMAMA	05/05/2022	16/03/2022	1.9	Baht	01/07/2021 - 31/12/2021	NP	26/05/2022	1
TOA	05/05/2022	24/02/2022	0.19	Baht	01/07/2021 - 31/12/2021	NP	23/05/2022	1
ABICO	05/05/2022	25/02/2022	0.0452	Baht	01/01/2021 - 31/12/2021	NP	27/05/2022	1
ACG	05/05/2022	24/02/2022	0.0133	Baht	01/01/2021 - 31/12/2021	Both	-	0.5
AKP	05/05/2022	28/02/2022	0.05	Baht	01/01/2021 - 31/12/2021	NP	25/05/2022	0.5
APP	05/05/2022	28/02/2022	0.2	Baht	01/01/2021 - 31/12/2021	NP	-	0.5
CHG	05/05/2022	25/02/2022	0.17	Baht	01/01/2021 - 31/12/2021	NP	-	0.1
CKP	05/05/2022	21/02/2022	0.08	Baht	01/01/2021 - 31/12/2021	NP	20/05/2022	1
COLOR	05/05/2022	24/02/2022	0.05	Baht	01/01/2021 - 31/12/2021	Both	25/05/2022	1
CPANEL	05/05/2022	22/02/2022	15 : 1	Share	01/01/2021 - 31/12/2021	NP	-	1
CPANEL	05/05/2022	22/02/2022	0.0183333	Baht	01/01/2021 - 31/12/2021	NP	-	1
CPF	05/05/2022	25/02/2022	0.25	Baht	01/01/2021 - 31/12/2021	NP	25/05/2022	1
EKH	05/05/2022	25/02/2022	0.13	Baht	01/01/2021 - 31/12/2021	NP	20/05/2022	0.5
EKH	05/05/2022	25/02/2022	25 : 1	Share	01/01/2021 - 31/12/2021	NP	20/05/2022	0.5
GUNKUL	05/05/2022	23/02/2022	0.12	Baht	01/01/2021 - 31/12/2021	Both	23/05/2022	0.25
HFT	05/05/2022	25/02/2022	0.425	Baht	01/01/2021 - 31/12/2021	NP	25/05/2022	1
ICHI	05/05/2022	23/02/2022	0.5	Baht	01/01/2021 - 31/12/2021	Both	23/05/2022	1
ILM	05/05/2022	25/02/2022	0.4	Baht	01/01/2021 - 31/12/2021	NP	18/05/2022	5
KUN	05/05/2022	25/02/2022	0.08	Baht	01/01/2021 - 31/12/2021	NP	24/05/2022	0.5
KWM	05/05/2022	25/02/2022	0.096	Baht	01/01/2021 - 31/12/2021	Both	20/05/2022	0.5
LPH	05/05/2022	22/02/2022	0.1	Baht	01/01/2021 - 31/12/2021	NP	20/05/2022	0.5
MODERN	05/05/2022	24/02/2022	0.07	Baht	01/01/2021 - 31/12/2021	NP	20/05/2022	1
NETBAY	05/05/2022	24/02/2022	0.7945	Baht	01/01/2021 - 31/12/2021	NP	24/05/2022	1
NYT	05/05/2022	21/02/2022	0.16	Baht	01/01/2021 - 31/12/2021	NP	26/05/2022	0.5
PACO	05/05/2022	22/02/2022	0.05	Baht	01/01/2021 - 31/12/2021	NP	20/05/2022	0.5
PAF	05/05/2022	25/02/2022	0.015	Baht	01/01/2021 - 31/12/2021	NP	25/05/2022	0.51
PR9	05/05/2022	17/02/2022	0.14	Baht	01/01/2021 - 31/12/2021	NP	19/05/2022	1
RICHY	05/05/2022	28/02/2022	16 : 1	Share	01/01/2021 - 31/12/2021	NP	26/05/2022	1
RICHY	05/05/2022	28/02/2022	0.0075	Baht	01/01/2021 - 31/12/2021	NP	26/05/2022	1
SALEE	05/05/2022	25/02/2022	0.015	Baht	01/01/2021 - 31/12/2021	Both	25/05/2022	0.25
SCM	05/05/2022	23/02/2022	0.17	Baht	01/01/2021 - 31/12/2021	NP	25/05/2022	0.5
SELIC	05/05/2022	28/02/2022	0.00533728	Baht	01/01/2021 - 31/12/2021	NP	24/05/2022	0.5
SELIC	05/05/2022	28/02/2022	10.40904 : 1	Share	01/01/2021 - 31/12/2021	NP	24/05/2022	0.5
SMT	05/05/2022	18/02/2022	0.05	Baht	01/01/2021 - 31/12/2021	NP	27/05/2022	1
SSP	05/05/2022	28/02/2022	0.011111111	Baht	01/01/2021 - 31/12/2021	Both	25/05/2022	1
SSP	05/05/2022	28/02/2022	10 : 1	Share	01/01/2021 - 31/12/2021	Both	25/05/2022	1
STHAI	05/05/2022	01/03/2022	0.11	Baht	01/01/2021 - 31/12/2021	NP	27/05/2022	0.5
SVI	05/05/2022	17/02/2022	0.23	Baht	01/01/2021 - 31/12/2021	NP	17/05/2022	1
TEAMG	05/05/2022	23/02/2022	0.15	Baht	01/01/2021 - 31/12/2021	NP	25/05/2022	0.5
TNL	05/05/2022	22/02/2022	0.5	Baht	01/01/2021 - 31/12/2021	Both	25/05/2022	1
TVT	05/05/2022	23/02/2022	0.03	Baht	01/01/2021 - 31/12/2021	NP	24/05/2022	0.25
WHA	05/05/2022	24/02/2022	0.0735	Baht	01/01/2021 - 31/12/2021	NP	25/05/2022	0.1
WIJK	05/05/2022	23/02/2022	0.09	Baht	01/01/2021 - 31/12/2021	NP	26/05/2022	1

Source: SET



## Exhibit 25: Upcoming XD (5/6)

Symbol	X-Date	Announce Date	Dividend (per Share)	Unit	Operation Period	Source of Dividend	Payment Date	Par
COMAN	05/05/2022	28/02/2022	0.0877	Baht	-	RE	13/05/2022	0.5
HPT	05/05/2022	25/02/2022	0.02	Baht	-	RE	23/05/2022	0.25
PLE	05/05/2022	28/02/2022	0.019	Baht	-	RE	27/05/2022	1
PRAPAT	05/05/2022	21/02/2022	0.006	Baht	-	RE	20/05/2022	0.5
PRAPAT	05/05/2022	21/02/2022	10 : 1	Share	-	RE	20/05/2022	0.5
SABINA	05/05/2022	21/02/2022	0.44	Baht	-	RE	19/05/2022	1
SCN	05/05/2022	25/02/2022	0.055	Baht	-	RE	23/05/2022	0.5
WACOAL	05/05/2022	02/03/2022	0.5	Baht	-	RE	24/05/2022	1
BBIK	06/05/2022	23/02/2022	0.375	Baht	01/07/2021 - 31/12/2021	NP	-	0.5
AHC	06/05/2022	18/02/2022	0.6034	Baht	01/01/2021 - 31/12/2021	NP	17/05/2022	1
CHOTI	06/05/2022	28/02/2022	3.18	Baht	01/01/2021 - 31/12/2021	NP	25/05/2022	10
CPR	06/05/2022	22/02/2022	0.11	Baht	01/01/2021 - 31/12/2021	NP	26/05/2022	1
DEMCO	06/05/2022	25/02/2022	0.03	Baht	01/01/2021 - 31/12/2021	NP	23/05/2022	1
IVL	06/05/2022	28/02/2022	0.25	Baht	01/01/2021 - 31/12/2021	NP	20/05/2022	1
KUMWEL	06/05/2022	23/02/2022	0.06	Baht	01/01/2021 - 31/12/2021	NP	26/05/2022	0.5
MATI	06/05/2022	25/02/2022	0.45	Baht	01/01/2021 - 31/12/2021	NP	25/05/2022	1
MITLIB	06/05/2022	28/02/2022	0.015	Baht	01/01/2021 - 31/12/2021	NP	20/05/2022	0.5
NNCL	06/05/2022	15/03/2022	0.06	Baht	01/01/2021 - 31/12/2021	NP	24/05/2022	1
PRM	06/05/2022	25/02/2022	0.18	Baht	01/01/2021 - 31/12/2021	NP	25/05/2022	1
ROJNA	06/05/2022	25/02/2022	0.2	Baht	01/01/2021 - 31/12/2021	NP	27/05/2022	1
SAPPE	06/05/2022	14/03/2022	1.1	Baht	01/01/2021 - 31/12/2021	NP	26/05/2022	1
SICT	06/05/2022	24/02/2022	0.043	Baht	01/01/2021 - 31/12/2021	NP	-	0.5
SORKON	06/05/2022	24/02/2022	0.15	Baht	01/01/2021 - 31/12/2021	NP	27/05/2022	1
SSF	06/05/2022	25/02/2022	0.5185	Baht	01/01/2021 - 31/12/2021	NP	25/05/2022	1
TVI	06/05/2022	24/02/2022	0.7	Baht	01/01/2021 - 31/12/2021	NP	25/05/2022	1
S & J	06/05/2022	24/02/2022	1.2	Baht	-	RE	25/05/2022	1
SPI	06/05/2022	11/03/2022	0.6	Baht	-	RE	24/05/2022	1
SST	06/05/2022	25/02/2022	0.03	Baht	-	RE	-	1
CSS	09/05/2022	28/02/2022	0.1	Baht	01/07/2021 - 31/12/2021	NP	26/05/2022	0.5
EASTW	09/05/2022	25/02/2022	0.24	Baht	01/07/2021 - 31/12/2021	NP	27/05/2022	1
JUBILE	09/05/2022	23/02/2022	0.37	Baht	01/07/2021 - 31/12/2021	NP	20/05/2022	1
LEO	09/05/2022	21/02/2022	0.18	Baht	01/07/2021 - 31/12/2021	NP	26/05/2022	0.5
NOBLE	09/05/2022	24/02/2022	0.08	Baht	01/07/2021 - 31/12/2021	Both	26/05/2022	1
ORI	09/05/2022	28/02/2022	0.42	Baht	01/07/2021 - 31/12/2021	Both	-	0.5
PROEN	09/05/2022	25/02/2022	0.0577	Baht	01/04/2021 - 31/12/2021	NP	-	0.5
SECURE	09/05/2022	01/03/2022	0.18	Baht	01/04/2021 - 31/12/2021	NP	27/05/2022	0.5
A5	09/05/2022	25/02/2022	0.01	Baht	01/01/2021 - 31/12/2021	NP	27/05/2022	0.5
AMR	09/05/2022	28/02/2022	0.08	Baht	01/01/2021 - 31/12/2021	Both	25/05/2022	0.5
ASEFA	09/05/2022	17/02/2022	0.22	Baht	01/01/2021 - 31/12/2021	NP	25/05/2022	1
CRC	09/05/2022	25/02/2022	0.3	Baht	01/01/2021 - 31/12/2021	NP	27/05/2022	1
CSR	09/05/2022	24/02/2022	0.75	Baht	01/01/2021 - 31/12/2021	NP	27/05/2022	10
FE	09/05/2022	15/03/2022	5.5	Baht	01/01/2021 - 31/12/2021	Both	25/05/2022	10
INET	09/05/2022	07/03/2022	0.042	Baht	01/01/2021 - 31/12/2021	NP	26/05/2022	1
KAMART	09/05/2022	24/02/2022	0.06	Baht	01/01/2021 - 31/12/2021	NP	24/05/2022	0.6
MOONG	09/05/2022	22/02/2022	0.21	Baht	01/01/2021 - 31/12/2021	NP	24/05/2022	1
RJH	09/05/2022	21/02/2022	1	Baht	01/01/2021 - 31/12/2021	Both	24/05/2022	1
SK	09/05/2022	25/02/2022	0.025	Baht	01/01/2021 - 31/12/2021	NP	25/05/2022	0.5
SSSC	09/05/2022	28/02/2022	0.23	Baht	01/01/2021 - 31/12/2021	NP	27/05/2022	1
TC	09/05/2022	24/02/2022	0.15	Baht	01/01/2021 - 31/12/2021	NP	26/05/2022	1
TOPP	09/05/2022	25/02/2022	4.05	Baht	01/01/2021 - 31/12/2021	NP	27/05/2022	10
TPAC	09/05/2022	28/02/2022	0.141	Baht	01/01/2021 - 31/12/2021	NP	20/05/2022	1
CCP	09/05/2022	28/02/2022	0.013	Baht	-	RE	25/05/2022	0.25
MILL	09/05/2022	16/03/2022	0.01	Baht	-	RE	27/05/2022	0.4
MILL	09/05/2022	16/03/2022	10 : 1	Share	-	RE	27/05/2022	0.4

Source: SET

## Exhibit 26: Upcoming XD (6/6)

Symbol	X-Date	Announce Date	Dividend (per Share)	Unit	Operation Period	Source of Dividend	Payment Date	Par
ONEE	09/05/2022	23/02/2022	0.069	Baht	-	RE	27/05/2022	2
SITHAI	09/05/2022	22/02/2022	0.03	Baht	-	RE	25/05/2022	1
SPC	09/05/2022	10/03/2022	1	Baht	-	RE	24/05/2022	1
BGC	10/05/2022	22/02/2022	0.12	Baht	01/10/2021 - 31/12/2021	NP	27/05/2022	5
ALLA	10/05/2022	23/02/2022	0.05	Baht	01/01/2021 - 31/12/2021	NP	25/05/2022	0.5
AMARIN	10/05/2022	23/02/2022	0.19	Baht	01/01/2021 - 31/12/2021	NP	27/05/2022	1
ARROW	10/05/2022	23/02/2022	0.35	Baht	01/01/2021 - 31/12/2021	Both	25/05/2022	1
BCH	10/05/2022	28/02/2022	1	Baht	01/01/2021 - 31/12/2021	NP	25/05/2022	1
BRR	10/05/2022	24/02/2022	0.07	Baht	01/01/2021 - 31/12/2021	NP	26/05/2022	1
FNS	10/05/2022	24/02/2022	0.5	Baht	01/01/2021 - 31/12/2021	Both	-	5
ILINK	10/05/2022	23/02/2022	0.38	Baht	01/01/2021 - 31/12/2021	NP	26/05/2022	1
JWD	10/05/2022	14/03/2022	0.25	Baht	01/01/2021 - 31/12/2021	NP	27/05/2022	0.5
M	10/05/2022	24/02/2022	0.8	Baht	01/01/2021 - 31/12/2021	Both	25/05/2022	1
PIN	10/05/2022	25/02/2022	0.15	Baht	01/01/2021 - 31/12/2021	Both	26/05/2022	1
PPM	10/05/2022	28/02/2022	0.033	Baht	01/01/2021 - 31/12/2021	NP	27/05/2022	0.5
STI	10/05/2022	28/02/2022	0.069444444	Baht	01/01/2021 - 31/12/2021	Both	-	0.5
STI	10/05/2022	28/02/2022	01/08/2000	Share	01/01/2021 - 31/12/2021	Both	-	0.5
TKC	10/05/2022	25/02/2022	0.3	Baht	01/01/2021 - 31/12/2021	NP	24/05/2022	1
VIBHA	10/05/2022	28/02/2022	0.05	Baht	01/01/2021 - 31/12/2021	NP	25/05/2022	0.1
AP	10/05/2022	22/02/2022	0.5	Baht	-	RE	26/05/2022	1
APCS	10/05/2022	18/02/2022	0.06	Baht	-	RE	30/05/2022	1
BAY	10/05/2022	23/02/2022	0.45	Baht	-	RE	26/05/2022	10
BLA	10/05/2022	25/02/2022	0.56	Baht	-	RE	-	1
SMIT	11/05/2022	25/02/2022	0.22	Baht	01/07/2021 - 31/12/2021	NP	27/05/2022	1
SYNTEC	11/05/2022	11/03/2022	0.03	Baht	01/07/2021 - 31/12/2021	NP	20/05/2022	1
AKR	11/05/2022	25/02/2022	0.03	Baht	01/01/2021 - 31/12/2021	NP	27/05/2022	0.8
AMC	11/05/2022	25/02/2022	0.34	Baht	01/01/2021 - 31/12/2021	NP	27/05/2022	1
PERM	11/05/2022	25/02/2022	0.12	Baht	01/01/2021 - 31/12/2021	NP	-	1
PF	11/05/2022	24/02/2022	0.015558711	Baht	01/01/2021 - 31/12/2021	NP	-	1
PF	11/05/2022	24/02/2022	20 : 1	Share	01/01/2021 - 31/12/2021	NP	-	1
PG	11/05/2022	21/02/2022	0.1	Baht	01/01/2021 - 31/12/2021	NP	25/05/2022	1
SENA	11/05/2022	25/02/2022	0.211477	Baht	01/01/2021 - 31/12/2021	NP	-	1
SIAM	11/05/2022	25/02/2022	0.01	Baht	01/01/2021 - 31/12/2021	NP	27/05/2022	1
TRU	11/05/2022	24/02/2022	0.1	Baht	01/01/2021 - 31/12/2021	Both	25/05/2022	1
NEW	12/05/2022	28/02/2022	0.35	Baht	01/01/2021 - 31/12/2021	NP	25/05/2022	10

Source: SET

## Exhibit 27: New securities

Derivative Warrants	Trade Date	Underlying	Issuer	DW Type	Market	Maturity Date	Exercise Price (Baht)
AEON01C2208A	21/03/2022	AEONTS	BLS	Call	SET	03/09/2022	301
AOT01C2208A	21/03/2022	AOT	BLS	Call	SET	03/09/2022	89
BAM01C2208X	21/03/2022	BAM	BLS	Call	SET	03/09/2022	29.5
CBG01C2208A	21/03/2022	CBG	BLS	Call	SET	03/09/2022	138
CBG01C2208X	21/03/2022	CBG	BLS	Call	SET	03/09/2022	160.5
CENT01C2208A	21/03/2022	CENTEL	BLS	Call	SET	03/09/2022	51.75
GPSC16C2207A	21/03/2022	GPSC	TNS	Call	SET	04/08/2022	84.5
GULF19P2208A	21/03/2022	GULF	YUANTA	Put	SET	11/08/2022	39.6
GUNK16C2207A	21/03/2022	GUNKUL	TNS	Call	SET	04/08/2022	7.5
JMT16C2207A	21/03/2022	JMT	TNS	Call	SET	04/08/2022	95
OSP01C2208A	21/03/2022	OSP	BLS	Call	SET	03/09/2022	49
PTTE01C2207X	21/03/2022	PTTEP	BLS	Call	SET	03/08/2022	196
PTTG16C2207A	21/03/2022	PTTGC	TNS	Call	SET	04/08/2022	64.5
RCL01C2208A	21/03/2022	RCL	BLS	Call	SET	03/09/2022	79.5
RCL01P2208A	21/03/2022	RCL	BLS	Put	SET	03/09/2022	29.5
SCGP19C2208A	21/03/2022	SCGP	YUANTA	Call	SET	11/08/2022	78.7
SPAL01C2208A	21/03/2022	SPALI	BLS	Call	SET	03/09/2022	29.5
STA01P2207A	21/03/2022	STA	BLS	Put	SET	03/08/2022	19.2
VGI19C2208A	21/03/2022	VGI	YUANTA	Call	SET	11/08/2022	7.1

Source: SET