

18 MARCH 2022

SPOTLIGHT ON THAILAND

Published Reports

- THE ONE ENTERPRISE (ONEE TB) - The most laggard play in the sector; Initiate with BUY TP THB14.00
- Thailand Healthcare - Why Overweight the sector if Covid becomes endemic?
- SRINANAPORN MARKETING (SNNP TB) - Bright outlook lies ahead; Maintain BUY TP THB20.00

News Comments

- Utility sector: ERC raised the FT by three consecutive period from Sep-22 to Apr-23

Economics

- COVID-19 cases as of 17 Mar globally reaches 465,580,364 with new 1,880,313 cases and 5,607 new deaths. There are 62,018,380 currently infected patients, with 63,422 (0.1%) cases in serious condition.
- Songkran rules in works, Water fights pose high risk of infection
- FTI pushes easing of tourism rules, Group eager for end of Test & Go
- Hanoi urges shipping lane extension, Maritime channel to boost investments

Corporate News

- Southeast Insurance, Thai Insurance ordered to suspend non-life policy sales
- Netflix tests charging a fee to share accounts

Indices	Index as of 17-Mar-22	Change -1D (%)	Change YTD (%)	Net Foreign YTD (USD m)
Thailand SET	1,682	0.8	1.5	2,972
China SHCOMP	3,215	1.4	(11.7)	
Hong Kong HSI	21,501	7.0	(8.1)	
India SENSEX	57,864	1.8	(0.7)	(14,801)
Indonesia JCI	6,964	(0.4)	5.8	1,710
Korea KOSPI	2,695	1.3	(9.5)	(6,803)
MY FBMKLCI	1,591	1.2	1.5	
PH PCOMP	7,122	1.4	(0.0)	(1)
SG FSSTI	3,323	1.0	6.4	
Taiwan TWSE	17,448	3.0	(4.2)	(17,906)
VN VNINDEX	1,461	0.1	(2.5)	(418)
MSCI Emerging	1,121	3.7	(9.0)	
Nikkei 225	26,653	3.5	(7.4)	
FTSE 100	7,385	1.3	0.0	
CAC 40	6,613	0.4	(7.6)	
DAX	14,388	(0.4)	(9.4)	
Dow Jones	34,481	1.2	(5.1)	
Nasdaq	13,615	1.3	(13.0)	
S&P 500	4,412	1.2	(7.4)	
Brent	106.64	8.8	37.1	
Dubai	103.92	(0.4)	35.9	
WTI	102.98	0.2	37.2	
GOLD	1,942.89	(0.1)	6.2	
Trade data	Buy	Sell	Net	Share (%)
(THB m)	(THB m)	(THB m)	(THB m)	(THB m)
Foreign	48,127	40,980	7,147	46
Retail	32,909	38,660	(5,751)	37
Prop Trade	8,663	9,501	(838)	9
Local Institution	8,061	8,619	(557)	9
Total Trade	97,761	97,761	(0)	100
Rates	Last close	1M ago	End last yr	1yr ago
	3/17/2022	2/17/2022	12/31/2021	3/17/2021
THB/USD	33.23	32.18	33.41	30.79
Inflation *	5.28	3.23	2.17	(1.17)
MLR **	5.31	5.31	5.31	5.31
1Y Fixed *	0.43	0.43	0.43	0.45
Govt bond 10Y	2.24	2.17	1.89	1.96
Commodity	Last close	1M ago	End last yr	1yr ago
(USD/bbl)	3/17/2022	2/17/2022	12/31/2021	3/17/2021
Brent	106.64	92.97	77.78	68.00
Dubai	103.92	93.96	76.48	66.01
WTI	102.98	91.07	75.21	60.00
Gold	1,943	1,898	1,829	1,736
Baltic Dry	2,591	1,964	2,217	2,215
(USD/ton)	11-Mar-22	04-Mar-22	25-Dec-20	12-Mar-21
Coal	390.79	350.82	84.45	88.00
% change	11.4	64.5	362.7	344.1

* chg y-y% last at end of most recent month end; *** Avg of 4 major banks;

Sources: Bloomberg, except coal from BANPU

FSSIA Thailand Research

Suwat Sinsadok, Head of Research/Energy & Utilities | +66 2611 3558 | suwat.sin@fssia.com
 Songklod Wongchai, Strategy | +66 2611 3553 | songklod.won@fssia.com
 Yuwanart Suwanumphai, Banking | +66 2611 3554 | yuwanart.suw@fssia.com
 Karun Intrachai, Commerce, Food & Property | +66 2611 3555 | karun.int@fssia.com
 Teerapol Udomvej, Healthcare, Tourism & Aviation | +66 2611 3535 | teerapol.udo@fssia.com
 Naruedom Mujjalinkool, ICT, Media & Transportation | +66 2611 3566 | naruedom.muj@fssia.com

Thailand Equity Sales:

Manida Sithiseree | +66 2611 3590/91 | manida.s@fnsyrus.com
 Chaiyon Rerkriengkrai | +66 2611 3592/93 | chaiyon.r@fnsyrus.com

Thailand Equity Trading:

Napaporn Klongvanitchakij | +66 2611 3582/83 | napaporn.k@fnsyrus.com
 Pannapak Thongsukmark | +66 2611 3575/76 | pannapak.t@fnsyrus.com
 Rattana Detphattharakoson | +66 2611 3580/71 | rattana.d@fnsyrus.com

THIS UNEDITED REPORT IS PREPARED UNDER TIME CONSTRAINT BY FSS INTERNATIONAL INVESTMENT ADVISORY SECURITIES CO., LTD. (FSSIA). ALL VIEWS EXPRESSED IN THIS REPORT ACCURATELY REFLECT THE PERSONAL VIEW OF THE ANALYST(S) WITH REGARD TO ANY AND ALL OF THE SUBJECT SECURITIES, COMPANIES OR ISSUERS MENTIONED IN THIS REPORT; AND (II) NO PART OF THE COMPENSATION OF THE ANALYST(S) WAS, IS, OR WILL BE, DIRECTLY OR INDIRECTLY, RELATED TO THE SPECIFIC RECOMMENDATIONS OR VIEWS EXPRESSED HEREIN. The information herein has been obtained from sources believed to be reliable and accurate; however FSSIA makes no representation as to the accuracy and completeness of such information. Information and opinions expressed herein are subject to change without notice. FSSIA has no intention to solicit investors to buy or sell any security in this report.

Published Reports

THE ONE ENTERPRISE (ONEE TB) - The most laggard play in the sector; Initiate with BUY TP THB14.00

Strong growth opportunity in the Thai content business

We think ONEE is the one of the greatest content providers in Thailand, with a wide variety of entertainment productions including traditional Thai dramas, sitcoms, series, and variety shows. Based on our expectation that Thai content has a good opportunity to enter the overseas market via the emergence of new streaming platforms that are still in the growth stage, ONEE is well-positioned to capture the content needs of all generations, from teenagers to seniors, and should have an advantage over its peers in selling more of its content on various platforms.

More variety, more opportunities

ONEE is not just a TV operator or content creator; the company also has various businesses that are key contributors. Besides its two key businesses, ONEE also does radio, content production, events, artist management, merchandising, and studio production, all of which contribute about 21% of its total revenue. We believe its diversified business has a high potential for growth, and that its event and artist management could become key growth drivers in the future.

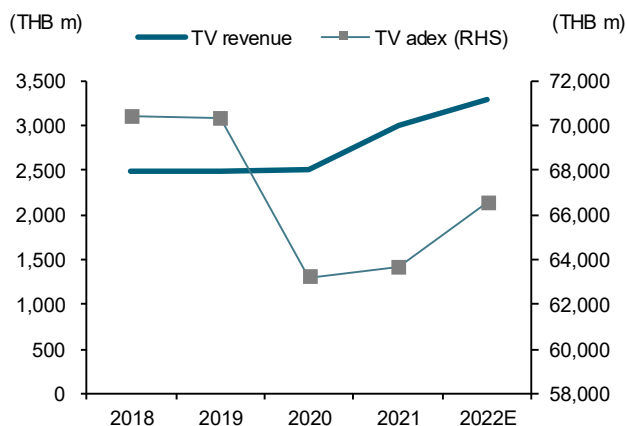
Continuous growth expected in 2022

Thanks to the expected 7% recovery in Thai advertising expenditure in 2022 post-Covid, we project ONEE's revenue to grow significantly by 13% to THB6b with all of its businesses posting solid growth. Moreover, thanks to the improvement in its revenue, we believe ONEE's GPM should slightly increase to 52.5% from 50.7% in 2021. As a result, we expect ONEE's net profit to surge by 22% to THB1b in 2022.

Initiate with BUY call on TP of THB14

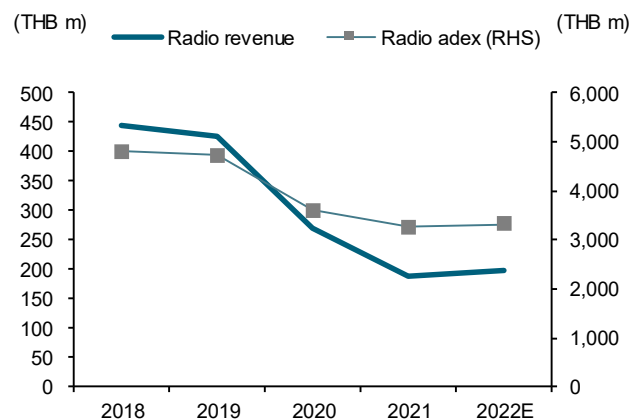
ONEE's share price is trading at a discount compared to its peer, BEC World (BEC TB, BUY, TP THB18.60). We note that growth in its net profit is quite similar but with a lower current P/E – in fact, ONEE has the lowest P/E among TV companies under our coverage. Therefore, we think ONEE deserves to trade at a P/E level closer to BEC's. As a result, we initiate coverage of ONEE and start our recommendation with a BUY call on our TP of THB14 pegged to 33x 2022E P/E, lower than our estimation for BEC at 35x. Although its 2022E P/E is now only at 26x, we think the company deserves to trade at a level closer to its peers in the future. ONEE is the most laggard plays in the Thai media sector, in our view.

Exhibit 1: ONEE's TV revenue vs TV adex



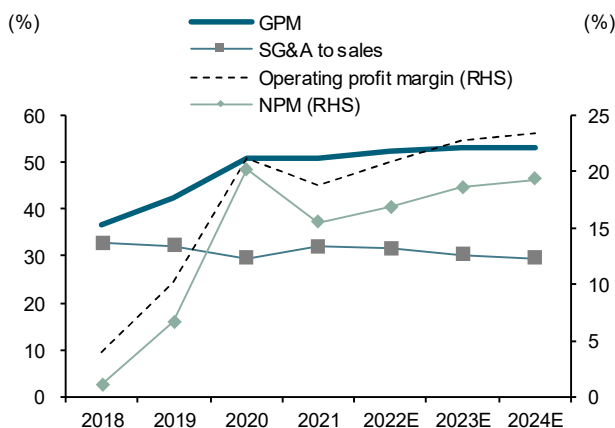
Sources: ONEE; FSSIA estimates

Exhibit 2: ONEE's radio revenue vs radio adex



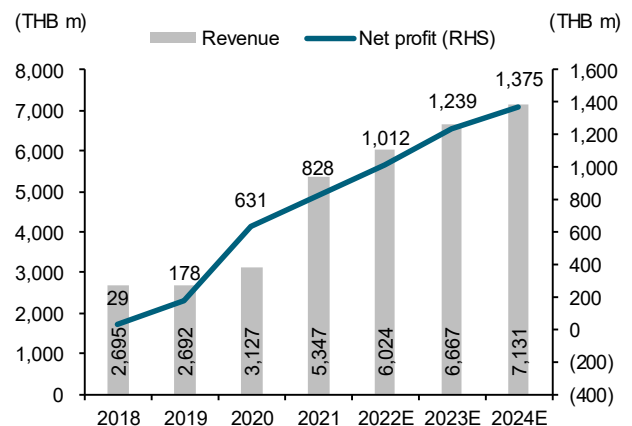
Sources: ONEE; FSSIA estimates

Exhibit 3: ONEE's revenue growth



Sources: ONEE; FSSIA estimates

Exhibit 4: ONEE's revenue and net profit



Sources: ONEE; FSSIA estimates

Thailand Healthcare - Why Overweight the sector if Covid becomes endemic?

From Covid winner to post-Covid winner

Thai healthcare stocks have recently been trading in the same trend as Thailand's new Covid cases, as the market perceives the sector as the Covid winner. This has led to a concern about share prices plunging when Covid becomes endemic, as the government plans to announce Covid as endemic from Jul-22 onward. However, we think that the sector will continue to capture benefits from Covid, while the non-Covid patient volume should recover and reach the 2019 level soon, leading the sector to turn into a post-Covid winner.

The billing size of Covid treatments is still higher than traditional treatments

As we will be living with Covid, we believe it will become an endemic disease that hospitals can still leverage services for, including vaccinations, testing and treatments. Although payments and reimbursements for Covid services have declined, the billing size is still much higher than the average traditional treatment. The billing for the Home Isolation program is up to THB12,000 per case (vs average OPD case billing of THB2,000-4,000 per visit). For yellow and red symptom Covid patients, the billing is up to THB90,000-375,000 per case (vs average IPD case billing of THB60,000-70,000 per admission). The government has set the budget for Covid treatments at THB84b this year, accounting for 86% of the 2021 budget. This leads to a potential upside for our aggregate Covid-related revenue for stocks under coverage, which we forecast at THB17.1b, accounting for only 43% of the revenue in 2021.

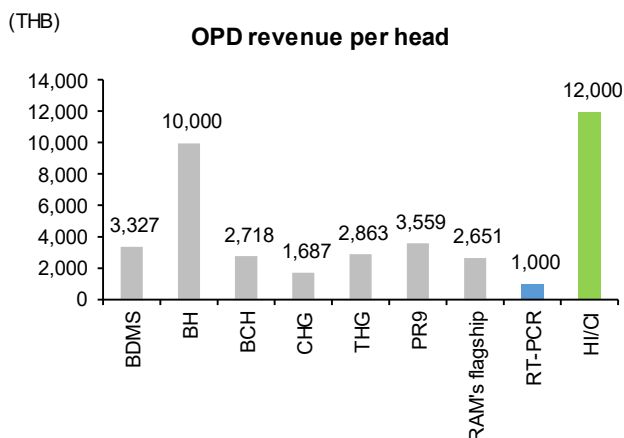
Forecast aggregate core profit in 2022 to exceed pre-Covid level by 19%

We forecast the aggregate revenue for the stocks under our coverage in 2022 to exceed the 2019 level by 11%, led by 1) non-Covid Thai patient revenue which should exceed the 2019 level by 6%; 2) international patient revenue which should recover to 79% of the 2019 level; and 3) Covid-related revenue which should contribute 11% of 2022's total revenue. As a result, we expect an aggregate core profit of THB22b in 2022, 19% above the 2019 level.

BDMS and PR9 as top picks; keep monitoring BCH, CHG and RAM

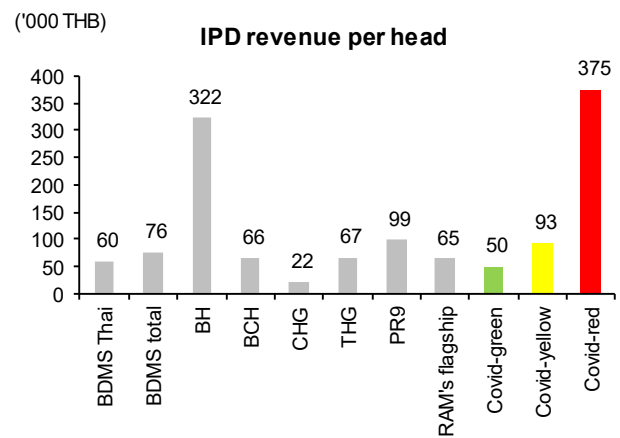
Stocks under our coverage (excl. THG) are trading at an attractive 30x 2022E P/E on average, lower than their 5-yr average of 35x. We believe they deserve to trade at a premium to historical values as they should continue to benefit from Covid, while non-Covid patient revenue should recover and exceed the pre-Covid level by 2023. Our top picks are BDMS for big caps and PR9 for small caps. Those stocks should offer earnings growth this year on a non-Covid recovery. We also suggest investors monitor BCH, CHG and RAM as they are trading in the undervalued zone, based on our P/E and ROE matrix. We believe the market is focused only on Covid profits and has overlooked their strong organic profits.

Exhibit 5: Revenue per head for OPD



Sources: FSSIA's compilation, CCSA

Exhibit 6: Revenue per head for IPD



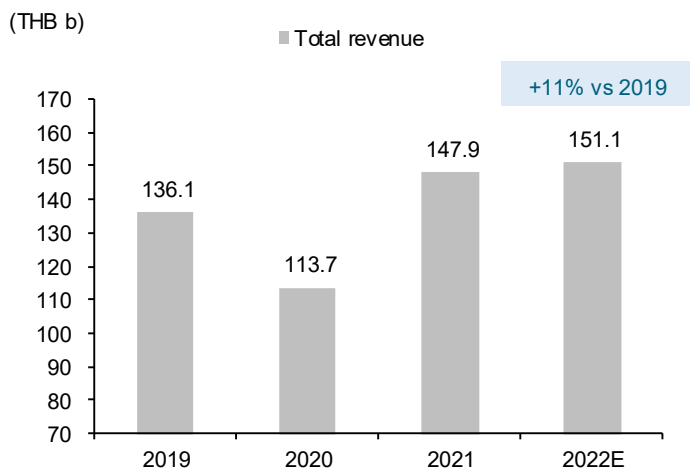
Sources: FSSIA's compilation, CCSA

Exhibit 7: Core profit forecast summary

Company name	BBG code	Core profit					Core profit growth			
		2019 (THB m)	2020 (THB m)	2021 (THB m)	2022E (THB m)	2023E (THB m)	2020 (%)	2021 (%)	2022E (%)	2023E (%)
Healthcare										
Bangkok Chain Hospital	BCH TB	1,149	1,229	6,846	3,645	1,977	7.0	456.9	(46.8)	(45.8)
Bangkok Dusit Med Service	BDMS TB	10,053	6,045	7,736	10,096	12,541	(39.9)	28.0	30.5	24.2
Bumrungrad Hospital	BH TB	3,883	1,199	1,274	2,731	4,199	(69.1)	6.2	114.4	53.8
Chularat Hospital	CHG TB	719	877	4,204	2,125	1,456	21.9	379.6	(49.4)	(31.5)
Praram 9 Hospital	PR9 TB	312	202	249	371	475	(35.3)	23.3	48.7	28.2
Thonburi Healthcare Group	THG TB	322	(31)	1,247	290	454	(109.7)	(4,096.8)	(76.8)	56.7
Vibhavadi Medical Center	VIBHA TB	853	450	1,816	1,007	1,165	(47.2)	303.8	(44.6)	15.7
Ramkhamhaeng Hospital	RAM TB	1,474	632	4,070	1,871	2,053	(57.1)	544.0	(54.0)	9.7
Total		18,764	10,603	27,443	22,136	24,321	(43.5)	158.8	(19.3)	9.9

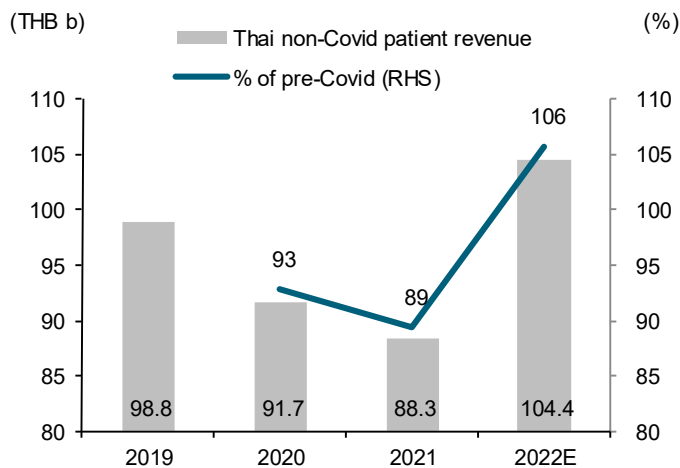
Sources: Company data; FSSIA estimates

Exhibit 8: Total revenue for stocks under our coverage



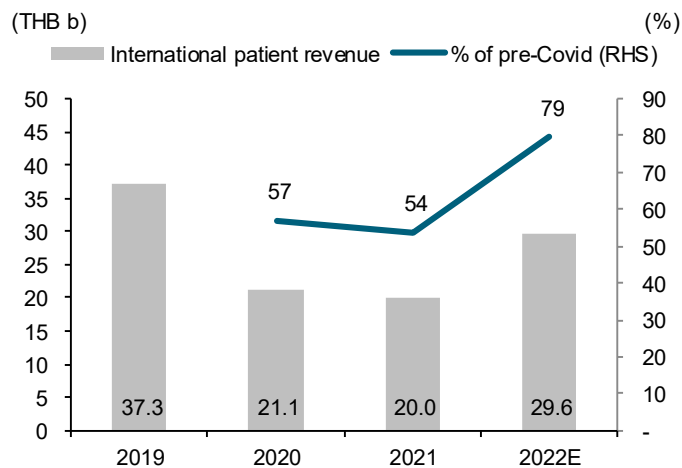
Sources: Company data; FSSIA estimates

Exhibit 9: Total Thai non-Covid patient revenue for stocks under our coverage



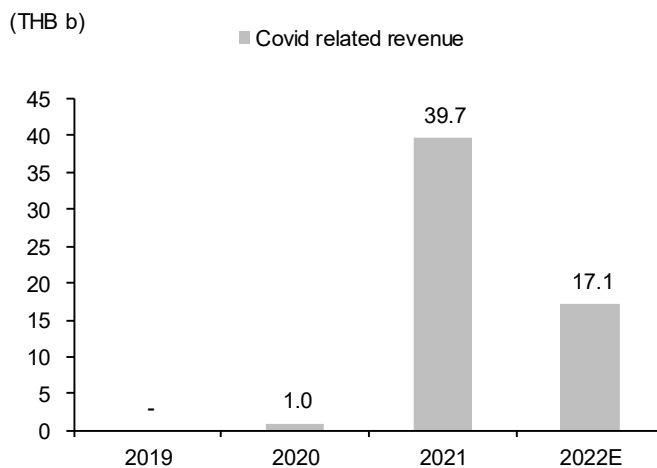
Sources: Company data; FSSIA estimates

Exhibit 10: Total international patient revenue for stocks under our coverage



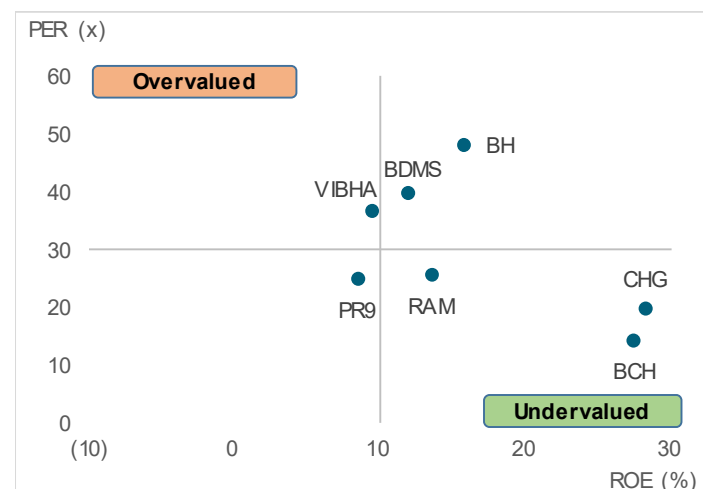
Sources: Company data; FSSIA estimates

Exhibit 11: Covid-related revenue



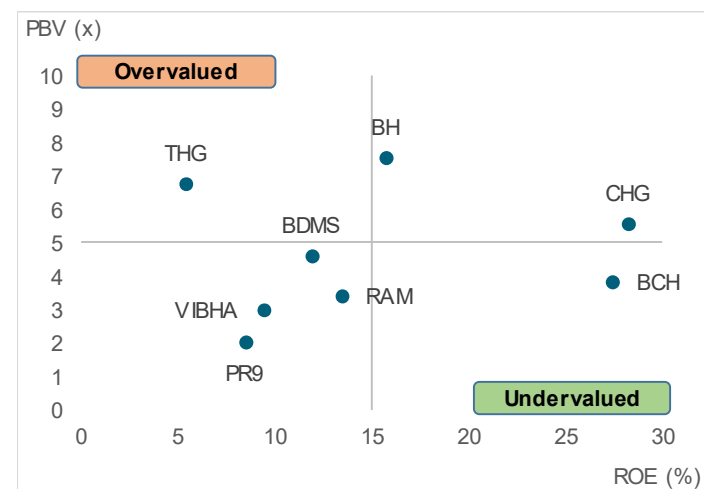
Sources: Company data; FSSIA estimates

Exhibit 12: P/E and ROE matrix (2022E)



Source: FSSIA estimates

Exhibit 13: P/BV and ROE matrix (2022E)



Source: FSSIA estimates

SRINANAPORN MARKETING (SNNP TB) - Bright outlook lies ahead; Maintain BUY TP THB20.00

Expect 1Q22 NP to slightly drop q-q due to seasonal effect

After posting a record high core net profit (NP) in 4Q21 at THB121m, we expect SNNP's 1Q22 core NP to slightly soften to THB114m due to the seasonal effect. Domestic sales could grow 5% q-q to THB0.9b, driven by good feedback from the new product launches, despite 1Q being the low season. CLMV sales should drop 10% q-q to THB239m on the seasonal effect. The Cambodia plant is currently running at the breakeven point. 1Q22 GPM should dip q-q to 27.5% (vs 28.1% in 4Q21) from the higher raw material costs. Equity income from Siripro should still contribute a loss of THB6m (flat q-q), which we expect to break even in 2H22.

Expect earnings to reach a new high by 2Q22 onward

We expect SNNP's 2Q22 earnings to reach a new base at THB120m-130m following the high season. SNNP launched two new products in Mar-22 – fruit juice with cannabis water and Lotus brand chicken skin. The latter received good feedback, and we expect that sales could be up to THB100m per year. SNNP is currently negotiating with its supplier to expand its products to the US or EU markets, but is still facing the container shortage issue. Hence, we see an upside risk for overseas sales after the container shortage eases, potentially by 2H22.

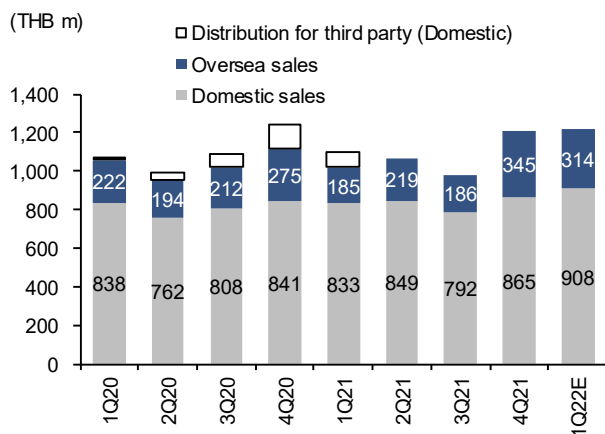
GPM has more room to expand; limited impact from high inflation

We remain convinced that SNNP should see a limited impact from the high inflation environment, and that it still has more room to expand its GPM. SNNP has hedged for its packaging cost (c25% of total COGS) until mid-2022. SNNP sees some suppliers tending to raise their packaging prices but is negotiating to reduce the terms of payment, which could help the suppliers save on interest expenses. We also see a limited impact from higher fuel costs. Transportation costs account for 3.5-4.0% of total sales, of which one-third would be fuel costs. SNNP plans to increase its operating efficiency, which could offset the rising fuel costs.

Top pick in food sector

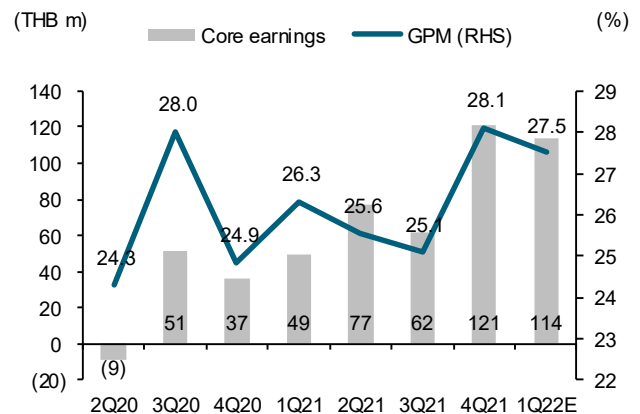
We like SNNP for its solid earnings growth outlook in 2022-23. We expect to see positive developments throughout this year from new product launches and the COD of overseas manufacturing plants.

Exhibit 14: Revenue breakdown by domestic and overseas markets



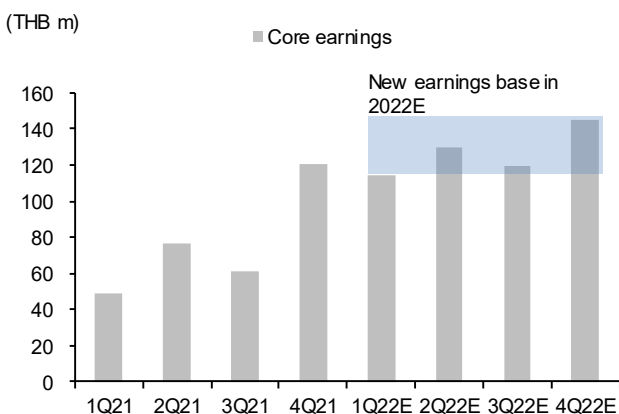
Sources: SNNP; FSSIA estimates

Exhibit 15: Core earnings and GPM trend, quarterly



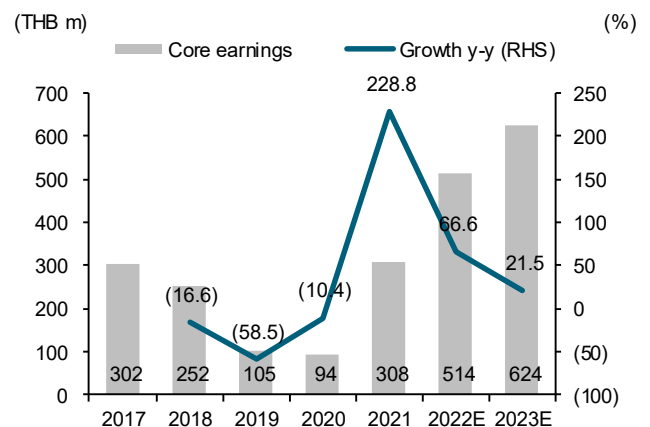
Sources: SNNP; FSSIA estimates

Exhibit 16: New earnings base at THB120m-130m



Sources: SNNP; FSSIA estimates

Exhibit 17: Solid core earnings growth expected in 2022-23



Sources: SNNP; FSSIA estimates

News Comments

Utility sector: ERC raised the FT by three consecutive period from Sep-22 to Apr-23

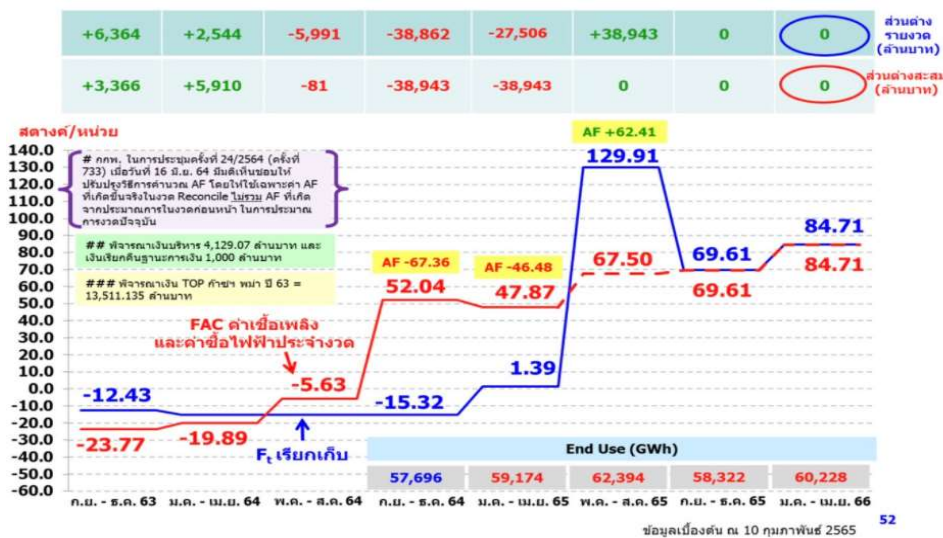
Ft hikes finally arrive: On 17 March 2022, the regulator Energy Regulatory Commission (ERC) approved to raise the national electricity tariff to THB4.0/KWh, a record high level, with a gradual increase of the fuel tariff (Ft), a variable part of the electricity tariff which reflects the higher energy costs, to THB0.2338/KWh Ft for May to Aug-22, to rise to THB1.2991/KWh Ft by Jan to Apr-23, to fully incorporate the impact of the current energy price hikes, mainly from the sharp rises in the prices of the imported spot LNG due to the impact of Russia-Ukraine war to compensate for the gas supply shortfall from the production of Erawan gas field.

Based on ERC, while the impact of the energy cost hike is THB1.2991/KWh for May to Aug-22, ERC actually raised the Ft by only THB0.2338/KWh to “smooth out” the electricity tariff and relief the burden to public for the electricity cost. However, subsequently, ERC will need to raise additional Ft by THB0.6961/KWh for Sep to Dec-22 and by THB0.8471/KWh for Jan to Apr-23 to fully compensate for the total energy cost increase in May to Aug-22. Hence, we believe ERC will further increase the Ft by THB0.6961/KWh in Sep-Dec 2022 and another hike of THB0.8471/KWh in Jan-Apr 2023, leading to a positive impact to the gross margins of SPPs.

We remain positive on the earnings outlook of SPP companies, with our top picks BGRIM and GPSC for their potential benefits from the higher electricity tariffs in the next 12 months (May-22 to Apr-23), with a combined THB1.54/KWh (THB0.6961 + THB0.8471/KWh) to boost their selling prices for electricity sold to industrial users. In addition, the projected lower gas costs from its peak of THB380/mmbtu in 1Q22 down to THB310/mmbtu in 4Q22, should further enhance SPPs’ gross margin, in our view.

Impact to net profits: We estimate that the Ft hike by over THB1.54/KWh in the next 12 months could result in the net profit increase by over THB1b annually for BGRIM, around THB1b for GPSC, and THB0.4b for GULF, based on their respective capacity sizes of small power producers and the amount of electricity sold to industrial users

Exhibit 18: Fuel tariff projections for May 2022 to April 2023



Source: ERC

Economic news

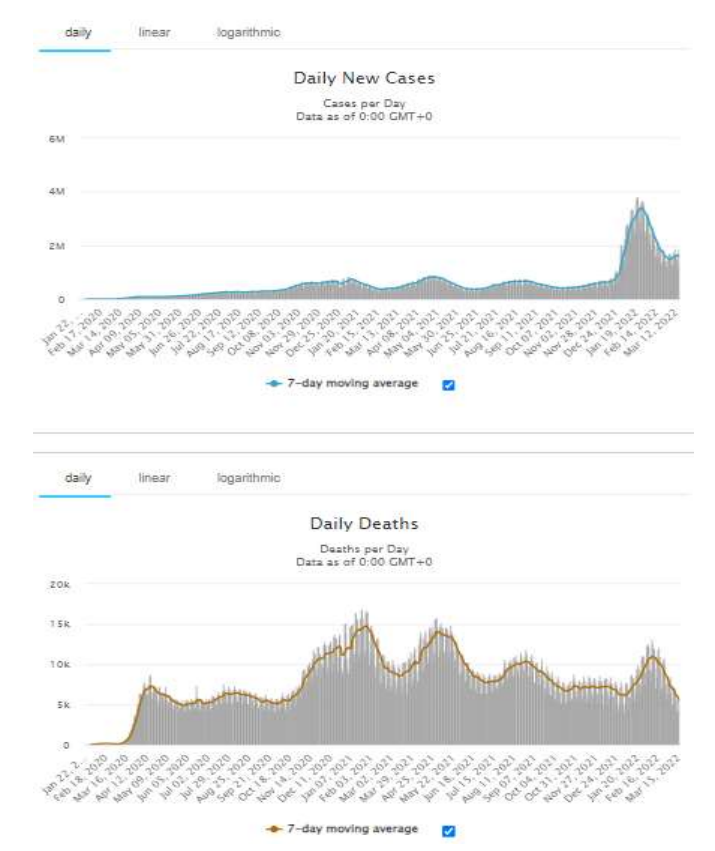
- COVID-19 cases as of 17 Mar globally reaches **465,580,364** with new 1,880,313 cases and 5,607 new deaths. There are 62,018,380 currently infected patients, with 63,422 (0.1%) cases in serious condition.

Exhibit 19: Top 25 countries by new cases

Country	Total Cases	New Cases	Total Deaths	New Deaths
World	465,580,364	1,880,313	6,086,573	5,607
1 S. Korea	8,250,592	621,328	11,481	429
2 Germany	18,140,525	296,980	127,072	242
3 France	23,860,194	101,747	140,729	116
4 UK	20,001,627	89,717	163,386	138
5 Italy	13,645,834	79,895	157,442	128
6 Japan	5,911,813	56,573	26,600	158
7 Netherlands	7,380,902	53,667	21,755	19
8 Australia	3,767,956	52,341	5,665	26
9 Austria	3,335,900	52,045	15,320	31
10 Brazil	29,527,640	49,601	656,425	422
11 Russia	17,484,257	34,819	363,039	561
12 Switzerland	3,226,333	34,214	13,460	19
13 USA	81,320,815	28,200	995,875	734
14 Malaysia	3,927,437	27,004	34,185	86
15 Thailand	3,276,098	25,456	23,998	77
16 Greece	2,732,866	24,256	26,792	62
17 Hong Kong	996,862	21,650	5,136	289
18 Turkey	14,644,382	21,354	96,954	101
19 New Zealand	438,477	19,616	135	10
20 Chile	3,353,259	15,735	44,246	184
21 Belgium	3,683,784	13,820	30,492	20
22 Poland	5,863,414	12,274	113,980	207
23 Indonesia	5,939,082	11,532	153,212	237
24 Slovakia	1,608,668	11,000	19,040	31
25 Singapore	986,320	10,713	1,182	12

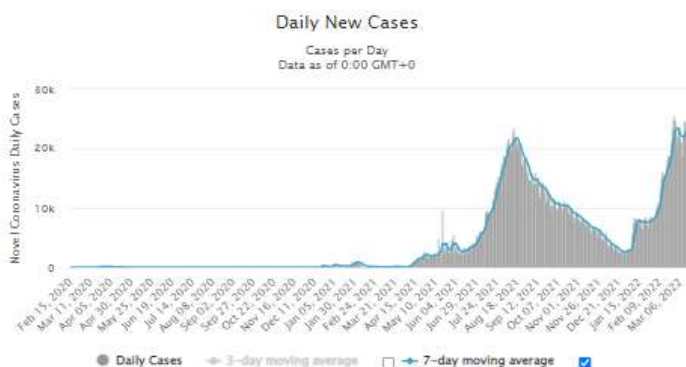
Source: worldometers.info

Exhibit 20: Global by new cases and deaths

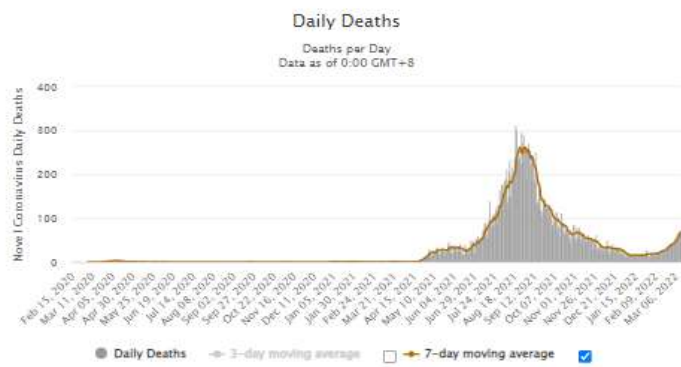


Source: worldometers.info

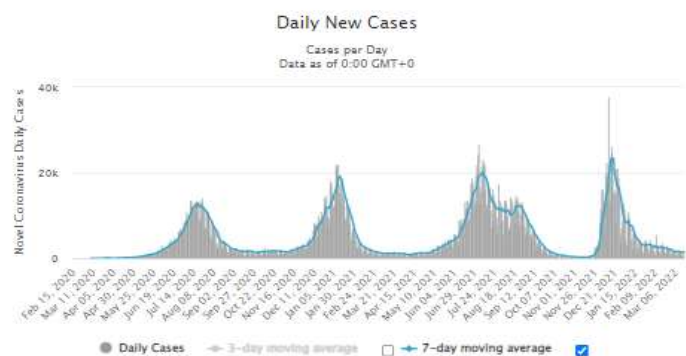
Daily New Cases in Thailand



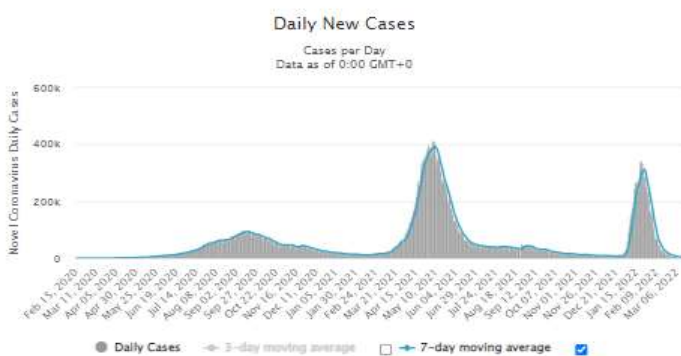
Daily New Deaths in Thailand



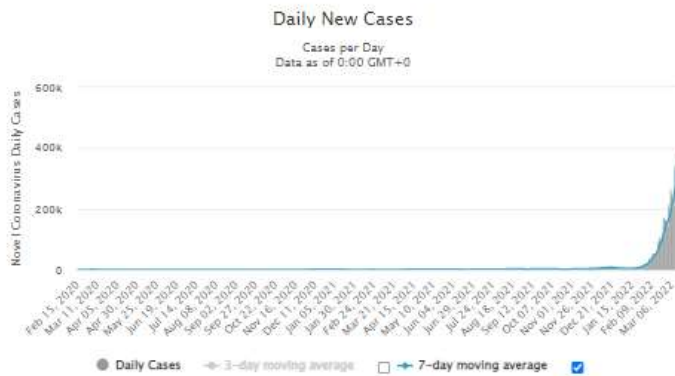
Daily New Cases in South Africa



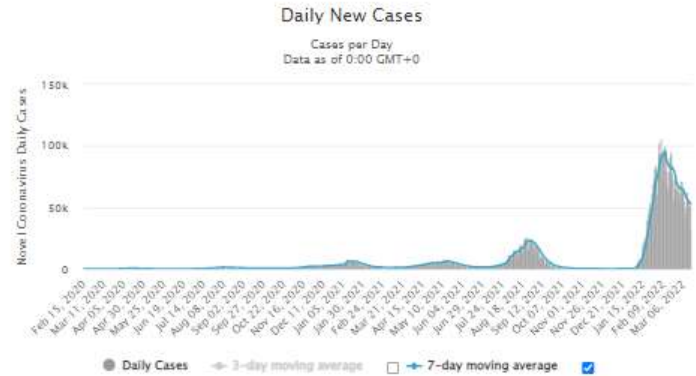
Daily New Cases in India



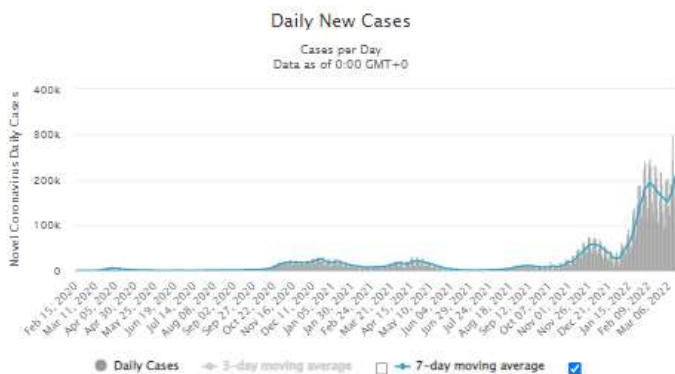
Daily New Cases in South Korea



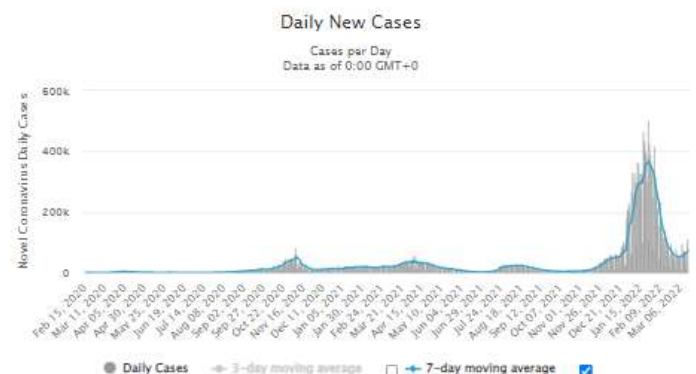
Daily New Cases in Japan



Daily New Cases in Germany



Daily New Cases in France

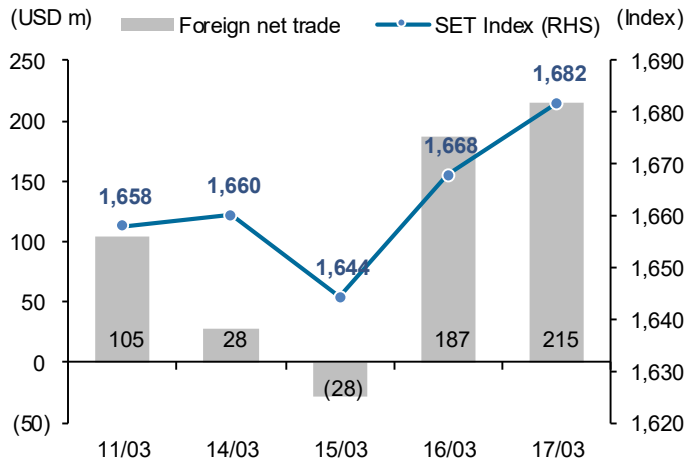


- **Songkran rules in works, Water fights pose high risk of infection** BANGKOK POST: The government will meet on Friday to deliberate ways to curb the spread of Covid-19 during the Songkran holiday period, which includes a proposed ban on water-splashing. The ban was among ideas proposed by the Public Health Ministry on Thursday at a meeting chaired by the secretary-general of the National Security Council and chief of the Centre for Covid-19 Situation Administration (CCSA) operations centre, Gen Supoj Malaniyom.
- **FTI pushes easing of tourism rules, Group eager for end of Test & Go** BANGKOK POST: The Federation of Thai Industries (FTI) wants the government to further relax screening of foreign tourists by abandoning the mandatory Test & Go scheme, quarantine and RT-PCR testing to attract more visitors and restore the pandemic-ravaged tourism industry. It plans to discuss the proposal with the Centre for Covid-19 Situation Administration (CCSA) on Friday. "Thailand should allow foreign tourists who already received two doses of vaccines to enter the country without going through those screening measures," said Supant Mongkolsuthree, chairman of the FTI. They should only be required to show "vaccine passports" that prove they are fully vaccinated upon arrival, he said.
- **Hanoi urges shipping lane extension, Maritime channel to boost investments** BANGKOK POST: Vietnam has asked the government to expand a shipping navigation route between its Phu Quoc island and Thailand as part of a coastal shipping lane cooperation deal previously agreed by the two countries and Cambodia. The request was made at a meeting between Phan Chi Thanh, the Vietnamese ambassador to Thailand, and Transport Minister Saksayam Chidchob on Wednesday.

Corporate news

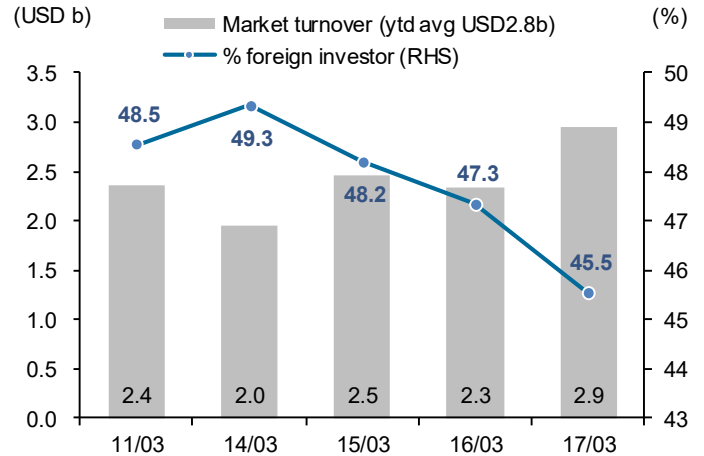
- **Southeast Insurance, Thai Insurance ordered to suspend non-life policy sales** BANGKOK POST: The Office of Insurance Commission (OIC) has ordered two insurance firms, Southeast Insurance and Thai Insurance, to temporarily suspend the sale of their non-life policies. Secretary-general Suttipol Taweechaikarn said on Thursday the OIC board had set conditions the two firms must comply with. The firms had repeatedly said they would comply with Section 57 of the Insurance Act before ceasing operations. They had proposed that customers receive refunds for insurance coverage against Covid-19 infections and cancel insurance policies on a voluntarily basis.
- **Netflix tests charging a fee to share accounts** BANGKOK POST: SAN FRANCISCO: Netflix on Wednesday said it is testing charging a fee to subscribers who share their accounts with people who don't live in their homes. The US-based streaming service has long taken a relaxed approach to users sharing passwords with family or friends, but recently saw stock dive on quarterly results that showed cooling subscriber growth. Competition in the streaming television market meanwhile has been ramping up, particularly from Disney+, with the cost of producing coveted original shows climbing as well. In the coming weeks, Netflix will begin offering subscribers in Chile, Costa Rica and Peru the option to add as many as two people to "sub-accounts" at a monthly fee of \$2 to \$3, Netflix product innovation director Chengyi Long explained.

Exhibit 21: Foreign fund flow and SET Index



Source: Bloomberg

Exhibit 22: Foreign participation



Source: Bloomberg

Exhibit 23: Index performance

	SET Index		Index performance (% change)								
	Index	(%chg)	Energy	Bank	Comu	Commerce	Food	Property	Construct	Transport	Petrochem
% of SET Index			22%	10%	10%	11%	6%	6%	4%	8%	3%
Current	1,681.76	0.8	0.8	0.2	0.8	0.4	0.7	0.8	0.3	1.3	2.3
-5D	1,647.08	2.1	1.3	3.3	2.4	1.7	2.7	1.4	1.9	1.4	3.6
-1M	1,713.20	(1.8)	(1.7)	(4.9)	(1.5)	2.8	(1.9)	(3.5)	(4.3)	(1.2)	(7.1)
-3M	1,641.73	2.4	3.7	5.4	10.9	4.9	(0.0)	2.3	(1.0)	5.0	(3.6)
-6M	1,625.65	3.5	4.7	20.9	25.8	2.3	(5.1)	7.4	(8.1)	(1.2)	(5.0)
-1Y	1,568.82	7.2	4.8	8.0	49.6	6.2	(4.0)	3.6	0.9	(4.2)	(9.1)
WTD	1,658.01	1.4	0.2	3.1	1.6	1.4	2.5	1.0	1.8	1.0	1.6
MTD	1,685.18	(0.2)	(1.1)	(1.0)	1.6	1.6	(0.4)	(0.0)	(2.6)	0.9	(0.9)
QTD	1,657.62	1.5	1.7	3.9	6.6	8.6	(1.5)	1.8	(2.2)	3.2	(3.4)
End of 2021	1,657.62	1.5	1.7	3.9	6.6	8.6	(1.5)	1.8	(2.2)	3.2	(3.4)

Source: Bloomberg

Exhibit 24: Trade by investor types

	SET Index		Exchange rate (USD:THB)	SET Index		Equity trading / Net position				Bond Net foreign (USD m)
	Index	Change (y-y%)		Average daily turnover (THB m)	Average daily turnover (USD m)	Foreign (USD m)	Retail (USD m)	PropTrade (USD m)	Local Inst (USD m)	
2018	1,563.88	(10.8)	32.32	56,370	1,744	(8,913)	3,571	(478)	5,799	8,855
2019	1,579.84	1.0	31.06	52,468	1,689	(1,496)	(662)	477	1,681	(502)
2020	1,449.35	(8.3)	31.29	67,335	2,152	(8,287)	6,873	459	953	(1,005)
2021	1,657.62	14.4	32.00	88,443	2,764	(1,632)	3,630	435	(2,330)	6,550
2022YTD	1,681.76	1.5	32.97	91,944	2,789	2,972	(764)	(29)	(2,176)	2,820
1Q21	1,587.21	41.0	30.26	93,653	3,095	(987)	1,622	129	(764)	128
2Q21	1,587.79	18.6	31.36	94,016	2,998	(1,482)	1,973	85	(574)	2,442
3Q21	1,605.68	29.8	32.92	86,406	2,625	(8)	(178)	189	97	632
4Q21	1,657.62	14.4	33.38	79,917	2,394	845	213	32	(1,089)	3,348
1Q22	1,681.76	6.0	32.98	92,834	2,815	2,972	(764)	(29)	(2,176)	2,820
Oct-21	1,623.43	35.9	33.49	81,653	2,438	474	(106)	175	(542)	305
Nov-21	1,568.69	11.4	33.10	86,676	2,619	(324)	826	(214)	(288)	1,429
Dec-21	1,657.62	14.4	33.56	71,422	2,128	695	(507)	71	(259)	1,614
Jan-22	1,648.81	12.4	33.22	87,540	2,635	432	220.92	104.12	(756.47)	2,434
Feb-22	1,685.18	12.6	32.65	91,300	2,796	1,931	(863.18)	142.30	(1,207.60)	2,201
Mar-22	1,681.76	6.0	33.06	99,662	3,015	609	(121.49)	(275.25)	(212.23)	(1,815)
2022YTD	1,681.76	1.5	32.97	91,944	2,789	2,972	(764)	(29)	(2,176)	2,820
11/03/2022	1,658.01		33.29	78,506	2,358	105	(94)	(10)	(1)	(51)
14/03/2022	1,660.15		33.39	65,218	1,953	28	4	(9)	(22)	(77)
15/03/2022	1,644.36		33.53	82,507	2,461	(28)	78	(8)	(42)	(252)
16/03/2022	1,667.92		33.38	78,168	2,342	187	(184)	(14)	10	78
17/03/2022	1,681.76		33.23	97,761	2,942	215	(173)	(25)	(17)	67

Source: Bloomberg

Exhibit 25: Management trading

Company	Management	Securities	Transaction	Shares	Price (THB)	Action	Value (THBm)
Kiattana Transport (KIAT)	Suvait Theeravachirakul	Common Shares	3/15/2022	500,000	0.50	Buy	0.25
Qualitech (QLT)	Somchai Jongsirilerd	Common Shares	3/14/2022	41,000	8.15	Sell	0.33
Qualitech (QLT)	Sumet Techachainiran	Common Shares	3/16/2022	35,000	9.40	Sell	0.33
Chiangmai Rimdoi (CRD)	Patcharin Thumtanom	Common Shares	3/17/2022	30,000	1.10	Sell	0.03
Successmore Being (SCM)	Kanyarat Sanoran	Common Shares	3/15/2022	40,000	6.00	Buy	0.24
CAZ (Thailand) (CAZ)	Prasert Treeveeranuwat	Common Shares	3/16/2022	200,000	5.35	Sell	1.07
CAZ (Thailand) (CAZ)	Prasert Treeveeranuwat	Common Shares	3/16/2022	200,000	5.45	Sell	1.09
CAZ (Thailand) (CAZ)	Prasert Treeveeranuwat	Common Shares	3/16/2022	200,000	5.40	Sell	1.08
Thailand Carpet Mfg (TCMC)	Pimol Srivikorn	Common Shares	3/16/2022	646,600	1.46	Buy	0.94
Thonburi Healthcare (THG)	Boon Vanasin	Common Shares	3/14/2022	148,200	60.63	Buy	8.99
Thonburi Healthcare (THG)	Boon Vanasin	Common Shares	3/15/2022	51,000	61.24	Buy	3.12
Thonburi Healthcare (THG)	Virachai Srikajon	Common Shares	3/16/2022	20,000	65.00	Sell	1.30
Thonburi Healthcare (THG)	Virachai Srikajon	Common Shares	3/16/2022	20,000	67.00	Sell	1.34
Thiensurat (TSR)	Watcharin Watcharathath	Common Shares	3/16/2022	40,000	2.66	Buy	0.11
Khonburi Sugar (KBS)	Rangsan Tawintermsup	Common Shares	3/16/2022	6,000,000	3.70	Buy	22.20
Planet communications Asia (PLANET)	Wichai Laohmatvanich	Common Shares	3/16/2022	40,000	2.56	Sell	0.10
Prime Road Power (PRIME)	Air Chief Marshal Surasak Meemanee	Common Shares	3/15/2022	3,000	1.64	Buy	0.00
Ratchaphruek Hospital (RPH)	Saran Supaksaran	Common Shares	3/15/2022	43,800	6.17	Buy	0.27
Ratchaphruek Hospital (RPH)	Saran Supaksaran	Common Shares	3/16/2022	25,000	6.15	Buy	0.15
Sri Trang Gloves (Thailand) (STGT)	Anan Pruksanusak	Common Shares	3/16/2022	340,000	25.25	Sell	8.59
Sri Trang Agro-Industry (STA)	Paul Sumade Lee	Common Shares	3/15/2022	30,800	26.78	Buy	0.82
Supalai (SPALI)	Ajchara Tangmatitham	Common Shares	3/15/2022	100,000	21.70	Buy	2.17
Supalai (SPALI)	Ajchara Tangmatitham	Common Shares	3/16/2022	200,000	21.80	Buy	4.36
Supalai (SPALI)	Prateep Tangmatitham	Common Shares	3/15/2022	100,000	21.70	Buy	2.17
Supalai (SPALI)	Prateep Tangmatitham	Common Shares	3/16/2022	200,000	21.80	Buy	4.36
Starflex (SFLEX)	Printhorn Apithanasriwong	Common Shares	3/15/2022	120,000	4.40	Buy	0.53
Starflex (SFLEX)	Printhorn Apithanasriwong	Common Shares	3/16/2022	10,000	4.40	Buy	0.04
Sabuy Technology (SABUY)	Chookiat Rujanapornpajee	Common Shares	3/16/2022	450,000	25.81	Buy	11.61
Sabuy Technology (SABUY)	Chookiat Rujanapornpajee	Common Shares	3/17/2022	250,000	26.02	Buy	6.51
Sabuy Technology (SABUY)	Saran Supaksaran	Common Shares	3/15/2022	90,000	26.43	Buy	2.38
Sabuy Technology (SABUY)	Saran Supaksaran	Common Shares	3/16/2022	125,000	26.00	Buy	3.25
Saha Pathanapibul (SPC)	Nattapon Dejvitak	Common Shares	3/16/2022	600	65.50	Sell	0.04
Sammakorn (SAMCO)	Kittipol Pramoj Na Ayudhya	Common Shares	3/16/2022	80,000	1.73	Sell	0.14
ASEFA (ASEFA)	Tassanee Chaocheewakaset	Common Shares	3/16/2022	2,000	4.38	Buy	0.01
ASEFA (ASEFA)	Tassanee Chaocheewakaset	Common Shares	3/16/2022	5,000	4.36	Buy	0.02
Index Living Mall (ILM)	Kunthong Udommahuntisuk	Common Shares	3/16/2022	150,000	22.81	Sell	3.42
Index Living Mall (ILM)	Adisak Ruckariyaphong	Common Shares	3/16/2022	20,000	22.90	Sell	0.46
Infrasat (INSET)	Vichien Jearkjirm	Warrant	3/17/2022	400,000	3.08	Buy	1.23

Source: SEC

Exhibit 26: Upcoming events

Date Time	Event		Survey	Actual	Prior	Revised
03/17/2022 03:24	Car Sales	Feb	--	--	69455	--
03/18/2022 03:30	Forward Contracts	11-Mar	--	--	\$31.7b	--
03/18/2022 03:30	Foreign Reserves	11-Mar	--	--	\$243.6b	--
03/22/2022 23:30	Customs Exports YoY	Feb	--	--	8.00%	7.98%
03/22/2022 23:30	Customs Imports YoY	Feb	--	--	20.50%	20.52%
03/22/2022 23:30	Customs Trade Balance	Feb	--	--	-\$2526m	--
03/24/2022 03/30	Mfg Production Index ISIC NSA YoY	Feb	--	--	1.99%	--
03/24/2022 03/30	Capacity Utilization ISIC	Feb	--	--	65.91	--
03/30/2022 03:00	BoT Benchmark Interest Rate	30-Mar	--	--	0.50%	--
03/31/2022 03:00	BoP Current Account Balance	Feb	--	--	-\$2204m	--
03/31/2022 03:30	Exports YoY	Feb	--	--	7.90%	--
03/31/2022 03:30	Imports YoY	Feb	--	--	18.40%	--
03/31/2022 03:30	Exports	Feb	--	--	\$21155m	--
03/31/2022 03:30	Imports	Feb	--	--	\$20559m	--
03/31/2022 03:30	Trade Balance	Feb	--	--	\$596m	--
03/31/2022 03:30	BoP Overall Balance	Feb	--	--	-\$1646m	--
03/31/2022 20:30	S&P Global Thailand PMI Mfg	Mar	--	--	52.5	--
04/01/2022 03:30	Business Sentiment Index	Mar	--	--	47.8	--
04/03/2022 04/09	Consumer Confidence Economic	Mar	--	--	37.2	--
04/03/2022 04/09	Consumer Confidence	Mar	--	--	43.3	--
04/04/2022 23:30	CPI YoY	Mar	--	--	5.28%	--
04/04/2022 23:30	CPI NSA MoM	Mar	--	--	1.06%	--
04/04/2022 23:30	CPI Core YoY	Mar	--	--	1.80%	--

Source: Bloomberg

Exhibit 27: Upcoming XR

Symbol	X-Date	Announce Date	Rights for	Subscription Price	Unit	Subscription Ratio (Holding:New)	Subscription Period	Allotted Shares (Shares)
MIDA	18/03/2022	07/03/2022	Warrants	-	Baht	4 : 1	-	626023921
ML	18/03/2022	07/03/2022	Warrants	-	Baht	4 : 1	-	266199315
MBK	25/03/2022	02/03/2022	Warrants	-	Baht	25 : 1	-	76220769
PRG	25/03/2022	07/03/2022	Warrants	-	Baht	20 : 1	-	31499528
SKE	25/03/2022	14/03/2022	Warrants	-	Baht	5 : 1	-	223200000
NEWS	28/03/2022	14/03/2022	Warrants	-	Baht	2 : 1	-	52825098824
EE	30/03/2022	16/03/2022	Common	0.5	Baht	1 : 1	-	2780000000
NDR	05/04/2022	23/02/2022	Warrants	-	Baht	4 : 1	-	86722878
ALL	20/04/2022	01/03/2022	Common	0.5	Baht	1 : 1	09/05/2022 - 13/05/2022	1343264444
TTB	21/04/2022	23/02/2022	Warrants	-	Baht	100 : 1	-	966228745
TM	25/04/2022	21/02/2022	Warrants	-	Baht	3 : 1	-	102666662
EFORL	26/04/2022	20/12/2021	Warrants	0.4	Baht	5 : 1	-	799572989
EFORL	26/04/2022	20/12/2021	Warrants	-	Baht	2 : 1	-	399786494
EP	27/04/2022	03/03/2022	Warrants	-	Baht	4 : 1	-	233126774
DITTO	28/04/2022	01/03/2022	Warrants	-	Baht	5 : 1	-	88000000
NCAP	28/04/2022	22/02/2022	Common	4.5	Baht	2 : 1	-	450000000
NCAP	28/04/2022	22/02/2022	Warrants	-	Baht	2 : 1	-	225000000
PORT	28/04/2022	25/02/2022	Warrants	-	Baht	4 : 1	-	151799977
PORT	28/04/2022	25/02/2022	Warrants	-	Baht	4 : 1	-	151799977
RT	03/05/2022	01/03/2022	Warrants	-	Baht	5 : 1	-	220000000
SABUY	03/05/2022	22/02/2022	Warrants	-	Baht	5 : 2	-	508551983
W	03/05/2022	28/02/2022	Common	3.3	Baht	9 : 2	01/06/2022 - 20/06/2022	180869643
COLOR	05/05/2022	25/02/2022	Warrants	-	Baht	10 : 1	-	58896462
CI	06/05/2022	25/02/2022	Warrants	-	Baht	4 : 1	-	266648966
RATCH	06/05/2022	22/06/2021	Common	-	Baht	-	06/06/2022 - 10/06/2022	769230770
GEL	09/05/2022	03/03/2022	Common	0.23	Baht	3 : 1	27/05/2022 - 02/06/2022	1799292396
GEL	09/05/2022	03/03/2022	Warrants	-	Baht	2 : 1	-	899646198
JSP	09/05/2022	16/03/2022	Warrants	0.1	Baht	4 : 1	-	1050000000
PROEN	09/05/2022	15/03/2022	Warrants	-	Baht	2 : 1	-	158000000
SA	10/05/2022	28/02/2022	Warrants	-	Baht	100 : 35	-	456473591
ITEL	12/05/2022	07/03/2022	Warrants	-	Baht	5 : 1	-	322000000
TH	13/05/2022	02/03/2022	Warrants	-	Baht	4 : 1	-	241258981
NINE	19/05/2022	03/03/2022	Common	3.3	Baht	1.5232 : 1	24/06/2022 - 30/06/2022	240000000
CPANEL	24/05/2022	22/02/2022	Warrants	-	Baht	5 : 1	-	32000000
PPM	26/05/2022	28/02/2022	Warrants	-	Baht	2 : 1	-	211000050

Source: SET

Exhibit 28: Upcoming XM (1/3)

Symbol	X-Date	Meeting Date	Agenda
ACC	18/03/2022	28/04/2022	Omitted dividend payment, To consider and approve to amend Clause 3 of the Memorandum of Association (Objectives), To consider and approve to amend Article 39 of Articles of Association (Company Seal)
ASAP	18/03/2022	26/04/2022	Omitted dividend payment,Amendment of the Company's objectives and amending Clause 3 of the Memorandum of Association
B-WORK	18/03/2022	28/04/2022	To consider and acknowledge the Minutes of the 2021 Annual General Meeting of Trust Unitholders of Bualuang Office Leasehold Real Estate Investment Trust, To consider and acknowledge the operating results for the year 2021
CPNREIT	18/03/2022	21/04/2022	To acknowledge CPNREIT's operating performance for the year 2021, To acknowledge CPNREIT's financial statements for the year ended 31 December 2021, To acknowledge the distribution payment for the year 2021
IMH	18/03/2022	30/04/2022	Cash dividend payment,Acquisition and disposition of assets,To consider and approve the change in the objectives of the use of the capital increase from the IPO for the first time (IPO)-To Consider and approve the investment in the (IMH Bearing Hos
INET	18/03/2022	28/04/2022	Cash dividend payment
INOX	18/03/2022	28/04/2022	Cash dividend payment
KCAR	18/03/2022	27/04/2022	Cash dividend payment
LANNA	18/03/2022	18/04/2022	Cash dividend payment
MIDA	18/03/2022	28/04/2022	Omitted dividend payment,The issuance of debentures,Capital increase,The issuance of convertible securities
ML	18/03/2022	28/04/2022	The issuance of debentures,Capital increase,The issuance of convertible securities,Omitted dividend payment
NINE	18/03/2022	20/04/2022	Omitted dividend payment
PATO	18/03/2022	22/04/2022	Cash dividend payment,Changing the director(s)
PYLON	18/03/2022	27/04/2022	Cash dividend payment
RS	18/03/2022	25/04/2022	Cash dividend payment,Capital increase
SMIT	18/03/2022	28/04/2022	Cash dividend payment
TITLE	18/03/2022	29/04/2022	Omitted dividend payment
TWZ	18/03/2022	08/04/2022	Omitted dividend payment
WACOAL	18/03/2022	25/04/2022	Cash dividend payment
WGE	18/03/2022	21/04/2022	Cash dividend payment
ADD	21/03/2022	12/04/2022	Cash dividend payment
ALL	21/03/2022	26/04/2022	Omitted dividend payment
BJC	21/03/2022	21/04/2022	Cash dividend payment
FVC	21/03/2022	29/04/2022	Omitted dividend payment
GEL	21/03/2022	29/04/2022	Omitted dividend payment,Capital increase,The issuance of convertible securities
ILINK	21/03/2022	27/04/2022	Cash dividend payment,Changing the director(s)
ITEL	21/03/2022	27/04/2022	Capital increase,Omitted dividend payment,The issuance of convertible securities
KCE	21/03/2022	21/04/2022	Cash dividend payment
KWC	21/03/2022	18/04/2022	Cash dividend payment,Changing the director(s)
NBC	21/03/2022	29/04/2022	Omitted dividend payment,Acquisition and disposition of assets
NMG	21/03/2022	29/04/2022	Omitted dividend payment,Acquisition and disposition of assets,To consider and approve the addition of the objectives of the Company's from 24 items to 25 items
OTO	21/03/2022	21/04/2022	Capital increase,Omitted dividend payment
PSG	21/03/2022	22/04/2022	Omitted dividend payment
SEAOIL	21/03/2022	28/04/2022	Capital increase,Acquisition and disposition of assets,Connected transaction,Cash and stock dividend payment,Changing the director(s)
SPCG	21/03/2022	20/04/2022	Cash dividend payment,Connected transaction,Changing the director(s)
TRC	21/03/2022	26/04/2022	Omitted dividend payment
VIBHA	21/03/2022	28/04/2022	Cash dividend payment,Changing the director(s)
CMAN	22/03/2022	28/04/2022	Omitted dividend payment
DHOUSE	22/03/2022	26/04/2022	Omitted dividend payment
FN	22/03/2022	22/04/2022	Cash dividend payment
FSS	22/03/2022	29/04/2022	Cash dividend payment,Shareholding and Management Restructuring Plan,Delisting of Listed Securities
GRAND	22/03/2022	20/04/2022	Omitted dividend payment
MITSIB	22/03/2022	22/04/2022	Cash dividend payment
NEW	22/03/2022	28/04/2022	Cash dividend payment,Changing the director(s)
THG	22/03/2022	28/04/2022	Cash dividend payment,Acquisition and disposition of assets,Connected transaction,Changing the director(s)
TMILL	22/03/2022	28/04/2022	Cash dividend payment
TPAC	22/03/2022	29/04/2022	Cash dividend payment,the amendment of Company's Objectives, Articles of Association and Memorandum of Association
TSTE	22/03/2022	28/04/2022	Cash dividend payment
UMS	22/03/2022	26/04/2022	Omitted dividend payment
BLA	23/03/2022	27/04/2022	Cash dividend payment,Changing the director(s)

Source: SET

Exhibit 29: Upcoming XM (2/3)

Symbol	X-Date	Meeting Date	Agenda
K	23/03/2022	18/04/2022	Adding of Directors and Appointing New Directors, Amendment of the Articles of Association Issuance, Omitted dividend payment, Capital increase, The issuance of convertible securities
NTV	23/03/2022	22/04/2022	Cash dividend payment
OCC	23/03/2022	25/04/2022	Cash dividend payment
RCL	23/03/2022	22/04/2022	Cash dividend payment
ROCK	23/03/2022	29/04/2022	Omitted dividend payment
SENA	23/03/2022	26/04/2022	Cash dividend payment
SPC	23/03/2022	25/04/2022	Cash dividend payment
U	23/03/2022	25/04/2022	Omitted dividend payment
WIN	23/03/2022	28/04/2022	Omitted dividend payment,The changing of Company's name from Wyncoast Industrial Park Public Company Limited to Wyncoast Public Company Limited
APP	24/03/2022	28/04/2022	Cash dividend payment
B	24/03/2022	26/04/2022	Omitted dividend payment
BEC	24/03/2022	22/04/2022	Cash dividend payment
BTNC	24/03/2022	26/04/2022	Omitted dividend payment
CHAYO	24/03/2022	27/04/2022	Capital increase,Cash and stock dividend payment
CTW	24/03/2022	26/04/2022	Cash dividend payment
FTE	24/03/2022	20/04/2022	Capital increase,Cash and stock dividend payment
JKN	24/03/2022	29/04/2022	Omitted dividend payment,The Change of the Company's name the Company's seal and the address of the Company's head office
KOOL	24/03/2022	29/04/2022	Capital increase,Omitted dividend payment,To consider and approve the amendment of the Company's objectives and the amendment Clause 3 of the Company's Memorandum of Association
LEE	24/03/2022	29/04/2022	Cash dividend payment,Changing the director(s)
META	24/03/2022	28/04/2022	Capital increase,Omitted dividend payment,The issuance of convertible securities
NC	24/03/2022	26/04/2022	Omitted dividend payment
PLE	24/03/2022	29/04/2022	Cash dividend payment
SAUCE	24/03/2022	22/04/2022	Cash dividend payment
SMT	24/03/2022	28/04/2022	Cash dividend payment
SPG	24/03/2022	25/04/2022	Cash dividend payment
SPI	24/03/2022	25/04/2022	Cash dividend payment
STEC	24/03/2022	29/04/2022	Cash dividend payment
STPI	24/03/2022	28/04/2022	Omitted dividend payment
TQM	24/03/2022	28/04/2022	Cash dividend payment,Acquisition and disposition of assets,Connected transaction,To consider the election of directors in place of those retiring by rotation, To consider the remuneration of directors
TRU	24/03/2022	26/04/2022	Cash dividend payment
TSI	24/03/2022	21/04/2022	Omitted dividend payment
TTA	24/03/2022	27/04/2022	Cash dividend payment
UPA	24/03/2022	29/04/2022	Omitted dividend payment,Ratify the change of the objectives to utilize the proceeds from the issuance and offering of the ordinary shares of the Company to the existing shareholders proportionately to the shareholding (Rights Offering);
7UP	25/03/2022	28/04/2022	Omitted dividend payment
AJA	25/03/2022	28/04/2022	Capital increase,Omitted dividend payment,The issuance of convertible securities
BE8	25/03/2022	26/04/2022	Cash dividend payment,Changing the director(s)
MBK	25/03/2022	28/04/2022	Omitted dividend payment,Capital increase,The issuance of convertible securities
PPPM	25/03/2022	29/04/2022	Omitted dividend payment,Capital increase,Amendment of the Articles of Association
PRG	25/03/2022	28/04/2022	Capital increase, Omitted dividend payment, The issuance of convertible securities, The increase in the number of directors and the appointment of a new director, Amend the Company's article of association Clause 9 and Clause 13
PRIME	25/03/2022	29/04/2022	Omitted dividend payment,Capital increase
SKE	25/03/2022	27/04/2022	Omitted dividend payment,Amendment of the Company's Articles of Association,The issuance of convertible securities,Capital increase
TNITY	25/03/2022	29/04/2022	Cash dividend payment,Changing the director(s)
UT	25/03/2022	19/04/2022	Omitted dividend payment
UT-P	25/03/2022	19/04/2022	Omitted dividend payment
BWG	28/03/2022	29/04/2022	Capital increase,Omitted dividend payment
DUSIT	28/03/2022	25/04/2022	Omitted dividend payment,Changing the director(s)
EMC	28/03/2022	28/04/2022	Omitted dividend payment
FE	28/03/2022	27/04/2022	Cash dividend payment
JWD	28/03/2022	28/04/2022	Cash dividend payment

Source: SET

Exhibit 30: Upcoming XM (3/3)

Symbol	X-Date	Meeting Date	Agenda
NEWS	28/03/2022	22/04/2022	Omitted dividend payment,Capital increase,The issuance of convertible securities,Changing the director(s),Appoint the auditor for the year 2022 and determine the audit fee,Determine the remuneration of directors for the year 2022
NNCL	28/03/2022	26/04/2022	Cash dividend payment
PRAKIT	28/03/2022	25/04/2022	Cash dividend payment
PROEN	28/03/2022	28/04/2022	Cash dividend payment,Capital increase,The issuance of convertible securities
PSTC	28/03/2022	26/04/2022	Omitted dividend payment,Changing the director(s)
RAM	28/03/2022	27/04/2022	Cash dividend payment
SAPPE	28/03/2022	27/04/2022	Cash dividend payment
SHREIT	28/03/2022	29/04/2022	To acknowledge the previous Minutes for Extraordinary General Meeting of the unitholders of SHREIT No.2/2020 dated 2 November 2020, To acknowledge the performance report of SHREIT for 2021
TNPF	28/03/2022	27/04/2022	-
TPRIME	28/03/2022	27/04/2022	To adopt and certify the summary of questions and answers from inquiries of Trust unitholders from the information provided in lieu of holding the Annual General Meeting for the year 2021, To Acknowledge the operating results for the year 2021
UP	28/03/2022	20/04/2022	Omitted dividend payment
UPF	28/03/2022	20/04/2022	Cash dividend payment
YGG	28/03/2022	26/04/2022	Omitted dividend payment
3K-BAT	29/03/2022	28/04/2022	Cash dividend payment
APCS	29/03/2022	30/04/2022	Cash dividend payment,The issuance of debentures
B52	29/03/2022	21/04/2022	Capital increase,Omitted dividend payment
DCON	29/03/2022	27/04/2022	Cash dividend payment
GSC	29/03/2022	25/04/2022	Omitted dividend payment
HTC	29/03/2022	26/04/2022	Cash dividend payment
IFEC	29/03/2022	26/04/2022	Omitted dividend payment
JSP	29/03/2022	28/04/2022	Capital increase,Omitted dividend payment,The issuance of convertible securities
MILL	29/03/2022	28/04/2022	Capital increase,Cash and stock dividend payment,The issuance of convertible securities
NRF	29/03/2022	22/04/2022	Cash dividend payment,amendment of the Company's objective to invest in digital assets
POMPUI	29/03/2022	11/04/2022	Omitted dividend payment
SSS	29/03/2022	28/04/2022	Omitted dividend payment
TFMAMA	29/03/2022	27/04/2022	Cash dividend payment,To approved the amendment of the Memorandum of Association No. 3
ACAP	30/03/2022	28/04/2022	Omitted dividend payment
AQ	30/03/2022	29/04/2022	Omitted dividend payment
CPI	30/03/2022	28/04/2022	Cash dividend payment
EE	30/03/2022	29/04/2022	Omitted dividend payment,Capital increase,Acquisition and disposition of assets,Changing the director(s),To consider and approve the amendment of the Company's Articles of Association, Chapter 2, Shares and Shareholders, Article 6.
MK	30/03/2022	26/04/2022	Omitted dividend payment,The issuance of debentures
MVP	30/03/2022	29/04/2022	Omitted dividend payment
PERM	30/03/2022	28/04/2022	Cash dividend payment
SAFARI	30/03/2022	27/04/2022	Omitted dividend payment
SIMAT	30/03/2022	29/04/2022	Omitted dividend payment,Changing the director(s)
THMUI	30/03/2022	25/04/2022	Omitted dividend payment
AYUD	31/03/2022	29/04/2022	Cash dividend payment
MATI	31/03/2022	27/04/2022	Cash dividend payment
NINE	31/03/2022	10/05/2022	Capital increase,Acquisition and disposition of assets,Connected transaction
SAWANG	31/03/2022	29/04/2022	Omitted dividend payment
SQ	31/03/2022	22/04/2022	The issuance of debentures,Cash dividend payment
SYNTEC	31/03/2022	29/04/2022	Cash dividend payment
VNT	31/03/2022	27/04/2022	Cash dividend payment
STARK	01/04/2022	29/04/2022	Omitted dividend payment
BC	04/04/2022	27/04/2022	Omitted dividend payment
CIG	04/04/2022	29/04/2022	Omitted dividend payment
CSR	05/04/2022	28/04/2022	Cash dividend payment
KWI	11/04/2022	29/04/2022	Omitted dividend payment,Capital increase,Changing the director(s)

Source: SET

Exhibit 31: Upcoming XD (1/6)

Symbol	X-Date	Announce Date	Dividend (per Share)	Unit	Operation Period	Source of Dividend	Payment Date	Par
KCAR	18/03/2022	24/02/2022	0.26	Baht	01/07/2021 - 31/12/2021	NP	24/05/2022	1
IMH	18/03/2022	28/02/2022	0.9	Baht	01/01/2021 - 31/12/2021	NP	27/05/2022	0.5
INOX	18/03/2022	18/02/2022	0.107	Baht	01/01/2021 - 31/12/2021	NP	20/05/2022	1
LANNA	18/03/2022	07/03/2022	1	Baht	01/01/2021 - 31/12/2021	NP	17/05/2022	1
PATO	18/03/2022	25/02/2022	0.82	Baht	01/01/2021 - 31/12/2021	NP	10/05/2022	1
PYLON	18/03/2022	23/02/2022	0.06	Baht	-	RE	23/05/2022	0.5
KCE	21/03/2022	08/03/2022	1	Baht	01/07/2021 - 31/12/2021	NP	09/05/2022	0.5
SPCG	21/03/2022	25/02/2022	0.55	Baht	01/07/2021 - 31/12/2021	Both	17/05/2022	1
ADD	21/03/2022	08/03/2022	0.14	Baht	01/01/2021 - 31/12/2021	NP	05/05/2022	0.5
SEAOIL	21/03/2022	08/03/2022	15 : 1	Share	-	RE	20/05/2022	1
SEAOIL	21/03/2022	08/03/2022	0.007407408	Baht	-	RE	20/05/2022	1
FSS	22/03/2022	28/02/2022	0.1	Baht	01/01/2021 - 31/12/2021	NP	17/05/2022	1.6
THG	22/03/2022	15/02/2022	0.5	Baht	01/01/2021 - 31/12/2021	NP	-	1
TMILL	22/03/2022	24/02/2022	0.13	Baht	01/01/2021 - 31/12/2021	NP	26/05/2022	1
TSTE	22/03/2022	25/02/2022	0.14	Baht	01/01/2021 - 31/12/2021	NP	27/05/2022	0.5
FN	22/03/2022	08/03/2022	0.0037	Baht	-	RE	18/05/2022	0.5
RCL	23/03/2022	25/02/2022	3	Baht	01/01/2021 - 31/12/2021	NP	20/05/2022	1
NTV	23/03/2022	10/03/2022	0.6	Baht	-	RE	20/05/2022	1
FTE	24/03/2022	11/03/2022	10 : 1	Share	01/01/2021 - 31/12/2021	NP	10/05/2022	0.5
FTE	24/03/2022	11/03/2022	0.00556	Baht	01/01/2021 - 31/12/2021	NP	10/05/2022	0.5
LEE	24/03/2022	09/03/2022	0.13	Baht	01/01/2021 - 31/12/2021	NP	19/05/2022	1
STEC	24/03/2022	11/03/2022	0.25	Baht	01/01/2021 - 31/12/2021	NP	-	1
TTA	24/03/2022	10/03/2022	0.22	Baht	01/01/2021 - 31/12/2021	NP	13/05/2022	1
CTW	24/03/2022	11/03/2022	0.1	Baht	-	RE	20/05/2022	5
SPG	24/03/2022	14/02/2022	0.45	Baht	-	RE	23/05/2022	1
TQM	24/03/2022	25/02/2022	0.5	Baht	-	RE	12/05/2022	0.5
BE8	25/03/2022	24/02/2022	0.06	Baht	01/10/2021 - 31/12/2021	NP	25/05/2022	0.5
TNITY	25/03/2022	28/02/2022	0.75	Baht	01/01/2021 - 31/12/2021	NP	18/05/2022	5
RAM	28/03/2022	15/03/2022	0.2	Baht	01/01/2021 - 31/12/2021	NP	26/05/2022	0.1
3K-BAT	29/03/2022	16/03/2022	0.25	Baht	01/01/2021 - 31/12/2021	NP	13/05/2022	10
DCON	29/03/2022	23/02/2022	0.011	Baht	01/01/2021 - 31/12/2021	NP	17/05/2022	0.1
CPI	30/03/2022	24/02/2022	0.19	Baht	01/01/2021 - 31/12/2021	NP	20/05/2022	1
AYUD	31/03/2022	28/02/2022	0.77	Baht	01/01/2021 - 31/12/2021	NP	17/05/2022	1
SQ	31/03/2022	14/03/2022	0.08	Baht	01/01/2021 - 31/12/2021	NP	11/05/2022	1
COTTO	01/04/2022	25/01/2022	0.047	Baht	01/01/2021 - 31/12/2021	NP	22/04/2022	1
Q-CON	01/04/2022	10/02/2022	0.31	Baht	01/01/2021 - 31/12/2021	NP	22/04/2022	1
DCC	05/04/2022	15/02/2022	0.045	Baht	01/10/2021 - 31/12/2021	NP	28/04/2022	0.1
SCGP	05/04/2022	25/01/2022	0.4	Baht	01/01/2021 - 31/12/2021	NP	25/04/2022	1
CHAYO	05/04/2022	11/03/2022	0.0018519	Baht	-	RE	-	0.5
CHAYO	05/04/2022	11/03/2022	30 : 1	Share	-	RE	-	0.5
SCC	07/04/2022	26/01/2022	10	Baht	01/07/2021 - 31/12/2021	NP	26/04/2022	1
SMPC	07/04/2022	14/02/2022	0.47	Baht	01/07/2021 - 31/12/2021	NP	29/04/2022	1
GPI	07/04/2022	23/02/2022	0.03	Baht	-	RE	27/04/2022	0.5
BANPU	08/04/2022	23/02/2022	0.25	Baht	01/07/2021 - 31/12/2021	Both	29/04/2022	1
BPP	08/04/2022	23/02/2022	0.35	Baht	01/07/2021 - 31/12/2021	Both	27/04/2022	10
ATP30	08/04/2022	22/02/2022	0.03	Baht	01/01/2021 - 31/12/2021	NP	29/04/2022	0.25
CHEWA	11/04/2022	17/02/2022	0.0259	Baht	01/01/2021 - 31/12/2021	NP	29/04/2022	1
QTC	11/04/2022	10/02/2022	0.2	Baht	01/01/2021 - 31/12/2021	NP	27/04/2022	1
PSL	11/04/2022	14/02/2022	0.25	Baht	-	RE	28/04/2022	1
GC	12/04/2022	15/02/2022	0.125	Baht	01/07/2021 - 31/12/2021	NP	29/04/2022	0.5
GC	12/04/2022	15/02/2022	10 : 1	Share	01/07/2021 - 31/12/2021	NP	29/04/2022	0.5
IT	12/04/2022	23/02/2022	0.3	Baht	01/01/2021 - 31/12/2021	NP	03/05/2022	1
S11	12/04/2022	14/02/2022	0.16	Baht	01/01/2021 - 31/12/2021	NP	06/05/2022	1
UKEM	12/04/2022	28/02/2022	0.112	Baht	01/01/2021 - 31/12/2021	NP	-	0.25

Source: SET

Exhibit 32: Upcoming XD (2/6)

Symbol	X-Date	Announce Date	Dividend (per Share)	Unit	Operation Period	Source of Dividend	Payment Date	Par
TMT	18/04/2022	18/02/2022	0.7	Baht	01/07/2021 - 31/12/2021	NP	06/05/2022	1
KGI	18/04/2022	23/02/2022	0.55	Baht	01/01/2021 - 31/12/2021	NP	05/05/2022	1
KTC	18/04/2022	11/02/2022	1	Baht	01/01/2021 - 31/12/2021	NP	06/05/2022	1
PJW	18/04/2022	21/02/2022	0.08	Baht	01/01/2021 - 31/12/2021	NP	05/05/2022	0.5
SFLEX	18/04/2022	25/02/2022	0.045	Baht	01/01/2021 - 31/12/2021	NP	06/05/2022	0.5
KBANK	18/04/2022	24/02/2022	2.75	Baht	-	RE	06/05/2022	10
AUCT	19/04/2022	25/02/2022	0.28	Baht	01/07/2021 - 31/12/2021	NP	06/05/2022	0.25
JMART	19/04/2022	24/02/2022	1.06	Baht	01/07/2021 - 31/12/2021	NP	06/05/2022	1
JMT	19/04/2022	24/02/2022	0.42	Baht	01/07/2021 - 31/12/2021	NP	05/05/2022	0.5
NER	19/04/2022	21/02/2022	0.36	Baht	01/07/2021 - 31/12/2021	NP	06/05/2022	0.5
PCSGH	19/04/2022	24/02/2022	0.15	Baht	01/07/2021 - 31/12/2021	Both	06/05/2022	1
TOG	19/04/2022	17/02/2022	0.35	Baht	01/07/2021 - 31/12/2021	Both	06/05/2022	1
J	19/04/2022	22/02/2022	0.03	Baht	01/01/2021 - 31/12/2021	NP	05/05/2022	1
JP	19/04/2022	28/02/2022	0.0132	Baht	01/01/2021 - 31/12/2021	NP	29/04/2022	0.5
STA	19/04/2022	17/02/2022	0.1	Baht	01/01/2021 - 31/12/2021	Both	06/05/2022	1
STA	19/04/2022	17/02/2022	0.55	Baht	01/01/2021 - 31/12/2021	NP	06/05/2022	1
STGT	19/04/2022	17/02/2022	0.65	Baht	01/01/2021 - 31/12/2021	Both	05/05/2022	0.5
TIPCO	19/04/2022	18/02/2022	0.58	Baht	01/01/2021 - 31/12/2021	NP	05/05/2022	1
TPS	19/04/2022	22/02/2022	0.08	Baht	01/01/2021 - 31/12/2021	NP	06/05/2022	0.5
YUASA	19/04/2022	15/02/2022	0.291	Baht	01/01/2021 - 31/12/2021	NP	06/05/2022	1
TCAP	19/04/2022	25/02/2022	1.8	Baht	-	RE	06/05/2022	10
TCAP-P	19/04/2022	25/02/2022	1.8	Baht	-	RE	06/05/2022	10
HMPRO	20/04/2022	23/02/2022	0.2	Baht	01/07/2021 - 31/12/2021	NP	06/05/2022	1
SO	20/04/2022	22/02/2022	0.022222222	Baht	01/01/2021 - 31/12/2021	NP	06/05/2022	1
SO	20/04/2022	22/02/2022	5 : 1	Share	01/01/2021 - 31/12/2021	NP	06/05/2022	1
TPLAS	20/04/2022	21/02/2022	0.1	Baht	01/01/2021 - 31/12/2021	NP	06/05/2022	0.5
KTB	20/04/2022	24/02/2022	0.418	Baht	-	RE	06/05/2022	5.15
KTB-P	20/04/2022	24/02/2022	0.5725	Baht	-	RE	06/05/2022	5.15
MAJOR	21/04/2022	17/02/2022	0.6	Baht	01/10/2021 - 31/12/2021	NP	06/05/2022	1
CSP	21/04/2022	28/02/2022	0.2	Baht	01/07/2021 - 31/12/2021	NP	06/05/2022	1
AIT	21/04/2022	21/02/2022	0.3	Baht	01/01/2021 - 31/12/2021	NP	09/05/2022	1
AMATAV	21/04/2022	25/02/2022	0.05	Baht	01/01/2021 - 31/12/2021	NP	06/05/2022	0.5
BIZ	21/04/2022	23/02/2022	2 : 1	Share	01/01/2021 - 31/12/2021	NP	05/05/2022	0.5
BIZ	21/04/2022	23/02/2022	0.427777778	Baht	01/01/2021 - 31/12/2021	NP	05/05/2022	0.5
MBAX	21/04/2022	17/02/2022	0.3	Baht	01/01/2021 - 31/12/2021	Both	06/05/2022	1
TTB	21/04/2022	23/02/2022	0.038	Baht	01/01/2021 - 31/12/2021	NP	11/05/2022	0.95
BBL	21/04/2022	24/02/2022	2.5	Baht	-	RE	12/05/2022	10
CIMBT	22/04/2022	22/02/2022	0.01	Baht	01/01/2021 - 31/12/2021	NP	10/05/2022	0.5
SKR	22/04/2022	24/02/2022	0.12	Baht	01/01/2021 - 31/12/2021	NP	09/05/2022	0.5
PDG	25/04/2022	17/02/2022	10 : 1	Share	01/07/2021 - 31/12/2021	Both	20/05/2022	0.5
PDG	25/04/2022	17/02/2022	0.08	Baht	01/07/2021 - 31/12/2021	Both	20/05/2022	0.5
AMATA	25/04/2022	28/02/2022	0.3	Baht	01/01/2021 - 31/12/2021	NP	11/05/2022	1
JR	25/04/2022	21/02/2022	0.14	Baht	01/01/2021 - 31/12/2021	NP	-	0.5
KWC	25/04/2022	07/03/2022	9.5	Baht	01/01/2021 - 31/12/2021	NP	09/05/2022	10
TM	25/04/2022	21/02/2022	0.085	Baht	01/01/2021 - 31/12/2021	NP	17/05/2022	0.5
APCO	26/04/2022	28/02/2022	0.1234	Baht	01/01/2021 - 31/12/2021	NP	09/05/2022	0.5
III	26/04/2022	23/02/2022	0.3	Baht	01/01/2021 - 31/12/2021	NP	17/05/2022	0.5
RBF	26/04/2022	21/02/2022	0.15	Baht	01/01/2021 - 31/12/2021	NP	11/05/2022	1
SAMCO	26/04/2022	18/02/2022	0.04	Baht	01/01/2021 - 31/12/2021	NP	18/05/2022	1
VNT	26/04/2022	24/02/2022	2.4	Baht	01/01/2021 - 31/12/2021	NP	23/05/2022	6
IHL	26/04/2022	25/02/2022	0.1	Baht	-	RE	18/05/2022	1
TPCH	27/04/2022	18/02/2022	0.053	Baht	01/10/2021 - 31/12/2021	NP	18/05/2022	1
SPALI	27/04/2022	22/02/2022	0.75	Baht	01/07/2021 - 31/12/2021	NP	12/05/2022	1
EP	27/04/2022	28/02/2022	0.25	Baht	01/01/2021 - 31/12/2021	Both	12/05/2022	1

Source: SET

Exhibit 33: Upcoming XD (3/6)

Symbol	X-Date	Announce Date	Dividend (per Share)	Unit	Operation Period	Source of Dividend	Payment Date	Par
LHFG	27/04/2022	25/02/2022	0.01	Baht	01/01/2021 - 31/12/2021	NP	18/05/2022	1
MENA	27/04/2022	25/02/2022	0.03	Baht	01/01/2021 - 31/12/2021	NP	19/05/2022	0.5
SAK	27/04/2022	22/02/2022	0.116	Baht	01/01/2021 - 31/12/2021	NP	18/05/2022	1
SUN	27/04/2022	22/02/2022	0.15	Baht	01/01/2021 - 31/12/2021	NP	19/05/2022	0.5
ADB	27/04/2022	22/02/2022	0.05	Baht	-	RE	17/05/2022	0.5
PDJ	27/04/2022	28/02/2022	0.1	Baht	-	RE	17/05/2022	1
BJC	28/04/2022	23/02/2022	0.51	Baht	01/07/2021 - 31/12/2021	NP	19/05/2022	1
QH	28/04/2022	23/02/2022	0.07	Baht	01/07/2021 - 31/12/2021	NP	18/05/2022	1
SNNP	28/04/2022	21/02/2022	0.14	Baht	01/07/2021 - 31/12/2021	NP	18/05/2022	0.5
AWC	28/04/2022	18/02/2022	0.01076	Baht	01/01/2021 - 31/12/2021	NP	20/05/2022	1
CPALL	28/04/2022	24/02/2022	0.6	Baht	01/01/2021 - 31/12/2021	NP	20/05/2022	1
KKP	28/04/2022	24/02/2022	2.2	Baht	01/01/2021 - 31/12/2021	NP	19/05/2022	10
MICRO	28/04/2022	25/02/2022	0.077	Baht	01/01/2021 - 31/12/2021	NP	20/05/2022	1
MTC	28/04/2022	14/02/2022	0.37	Baht	01/01/2021 - 31/12/2021	NP	17/05/2022	1
NRF	28/04/2022	01/03/2022	0.041	Baht	01/01/2021 - 31/12/2021	NP	20/05/2022	1
NSL	28/04/2022	28/02/2022	0.25	Baht	01/01/2021 - 31/12/2021	NP	17/05/2022	1
PORT	28/04/2022	25/02/2022	0.025	Baht	01/01/2021 - 31/12/2021	NP	19/05/2022	0.5
RPC	28/04/2022	23/02/2022	0.1	Baht	01/01/2021 - 31/12/2021	NP	19/05/2022	1
SMART	28/04/2022	17/02/2022	0.04	Baht	01/01/2021 - 31/12/2021	Both	20/05/2022	0.5
TACC	28/04/2022	24/02/2022	0.18	Baht	01/01/2021 - 31/12/2021	Both	19/05/2022	0.25
THIP	28/04/2022	04/03/2022	1.75	Baht	01/01/2021 - 31/12/2021	NP	17/05/2022	1
THREL	28/04/2022	22/02/2022	0.12	Baht	01/01/2021 - 31/12/2021	NP	-	1
TIDLOR	28/04/2022	21/02/2022	13 : 1	Share	01/01/2021 - 31/12/2021	NP	20/05/2022	3.7
TIDLOR	28/04/2022	21/02/2022	0.274	Baht	01/01/2021 - 31/12/2021	NP	20/05/2022	3.7
WGE	28/04/2022	18/02/2022	0.05	Baht	01/01/2021 - 31/12/2021	NP	18/05/2022	0.5
BEC	28/04/2022	11/03/2022	0.25	Baht	-	RE	19/05/2022	1
ASIAN	29/04/2022	21/02/2022	0.4	Baht	01/07/2021 - 31/12/2021	NP	18/05/2022	1
GLORY	29/04/2022	21/02/2022	0.02	Baht	01/07/2021 - 31/12/2021	NP	20/05/2022	0.5
HTECH	29/04/2022	28/02/2022	0.08	Baht	01/07/2021 - 31/12/2021	NP	20/05/2022	1
BAM	29/04/2022	25/02/2022	0.55	Baht	01/01/2021 - 31/12/2021	NP	20/05/2022	5
L&E	29/04/2022	22/02/2022	0.085	Baht	01/01/2021 - 31/12/2021	NP	18/05/2022	1
MFC	29/04/2022	17/02/2022	2.15	Baht	01/01/2021 - 31/12/2021	NP	19/05/2022	1
RSP	29/04/2022	24/02/2022	0.15	Baht	01/01/2021 - 31/12/2021	Both	-	1
SC	29/04/2022	17/02/2022	0.2	Baht	01/01/2021 - 31/12/2021	NP	19/05/2022	1
SINGER	29/04/2022	23/02/2022	0.56	Baht	01/01/2021 - 31/12/2021	NP	20/05/2022	1
TISCO	29/04/2022	28/02/2022	7.15	Baht	01/01/2021 - 31/12/2021	Both	19/05/2022	10
TISCO-P	29/04/2022	28/02/2022	7.15	Baht	01/01/2021 - 31/12/2021	Both	19/05/2022	10
WHAUP	29/04/2022	23/02/2022	0.16	Baht	01/01/2021 - 31/12/2021	Both	19/05/2022	1
TWPC	29/04/2022	22/02/2022	0.2159	Baht	-	RE	20/05/2022	1
HTC	03/05/2022	15/03/2022	0.96	Baht	01/07/2021 - 31/12/2021	NP	25/05/2022	1
KISS	03/05/2022	24/02/2022	0.1	Baht	01/07/2021 - 31/12/2021	NP	-	0.5
PIMO	03/05/2022	24/02/2022	0.045	Baht	01/07/2021 - 31/12/2021	NP	24/05/2022	0.25
ALUCON	03/05/2022	25/02/2022	10	Baht	01/01/2021 - 31/12/2021	NP	17/05/2022	10
BFIT	03/05/2022	28/02/2022	0.82	Baht	01/01/2021 - 31/12/2021	NP	17/05/2022	5
CIVIL	03/05/2022	28/02/2022	0.02	Baht	01/01/2021 - 31/12/2021	NP	20/05/2022	1
IIG	03/05/2022	23/02/2022	0.4	Baht	01/01/2021 - 31/12/2021	NP	20/05/2022	0.5
MFEC	03/05/2022	23/02/2022	0.4	Baht	01/01/2021 - 31/12/2021	NP	20/05/2022	1
PL	03/05/2022	24/02/2022	0.11	Baht	01/01/2021 - 31/12/2021	NP	20/05/2022	1
PRAKIT	03/05/2022	15/03/2022	0.6	Baht	01/01/2021 - 31/12/2021	NP	23/05/2022	1
PREB	03/05/2022	24/02/2022	0.4	Baht	01/01/2021 - 31/12/2021	NP	-	1
SABUY	03/05/2022	22/02/2022	0.03	Baht	01/01/2021 - 31/12/2021	NP	19/05/2022	1
SAUCE	03/05/2022	11/03/2022	1.6	Baht	01/01/2021 - 31/12/2021	NP	18/05/2022	1
SAWAD	03/05/2022	28/02/2022	1.8	Baht	01/01/2021 - 31/12/2021	NP	20/05/2022	1
SUPER	03/05/2022	25/02/2022	0.006	Baht	01/01/2021 - 31/12/2021	NP	20/05/2022	0.1

Source: SET

Exhibit 34: Upcoming XD (4/6)

Symbol	X-Date	Announce Date	Dividend (per Share)	Unit	Operation Period	Source of Dividend	Payment Date	Par
TPCS	03/05/2022	22/02/2022	0.75	Baht	01/01/2021 - 31/12/2021	NP	25/05/2022	1
TRT	03/05/2022	24/02/2022	0.12	Baht	01/01/2021 - 31/12/2021	NP	-	1
TRUBB	03/05/2022	24/02/2022	0.15	Baht	01/01/2021 - 31/12/2021	NP	26/05/2022	1
ICC	03/05/2022	18/02/2022	0.35	Baht	-	RE	24/05/2022	1
OCC	03/05/2022	09/03/2022	0.05	Baht	-	RE	24/05/2022	1
RS	03/05/2022	28/02/2022	0.35	Baht	-	RE	25/05/2022	1
SCG	03/05/2022	21/02/2022	0.061	Baht	-	RE	20/05/2022	1
SRICHA	03/05/2022	28/02/2022	0.25	Baht	-	RE	17/05/2022	1
TPA	03/05/2022	25/02/2022	0.45	Baht	-	RE	19/05/2022	1
FPI	05/05/2022	28/02/2022	0.07	Baht	01/07/2021 - 31/12/2021	NP	-	0.25
HUMAN	05/05/2022	28/02/2022	0.1	Baht	01/07/2021 - 31/12/2021	NP	24/05/2022	0.5
LH	05/05/2022	24/02/2022	0.25	Baht	01/07/2021 - 31/12/2021	Both	20/05/2022	1
MGT	05/05/2022	17/02/2022	0.12	Baht	01/07/2021 - 31/12/2021	NP	20/05/2022	0.5
OSP	05/05/2022	23/02/2022	0.65	Baht	01/07/2021 - 31/12/2021	Both	26/05/2022	1
TOA	05/05/2022	24/02/2022	0.19	Baht	01/07/2021 - 31/12/2021	NP	23/05/2022	1
ABICO	05/05/2022	25/02/2022	0.0452	Baht	01/01/2021 - 31/12/2021	NP	27/05/2022	1
ACG	05/05/2022	24/02/2022	0.0133	Baht	01/01/2021 - 31/12/2021	Both	-	0.5
AKP	05/05/2022	28/02/2022	0.05	Baht	01/01/2021 - 31/12/2021	NP	25/05/2022	0.5
APP	05/05/2022	28/02/2022	0.2	Baht	01/01/2021 - 31/12/2021	NP	-	0.5
CHG	05/05/2022	25/02/2022	0.17	Baht	01/01/2021 - 31/12/2021	NP	-	0.1
CKP	05/05/2022	21/02/2022	0.08	Baht	01/01/2021 - 31/12/2021	NP	20/05/2022	1
COLOR	05/05/2022	24/02/2022	0.05	Baht	01/01/2021 - 31/12/2021	Both	25/05/2022	1
CPANEL	05/05/2022	22/02/2022	0.0183333	Baht	01/01/2021 - 31/12/2021	NP	-	1
CPANEL	05/05/2022	22/02/2022	15 : 1	Share	01/01/2021 - 31/12/2021	NP	-	1
CPF	05/05/2022	25/02/2022	0.25	Baht	01/01/2021 - 31/12/2021	NP	25/05/2022	1
EKH	05/05/2022	25/02/2022	0.13	Baht	01/01/2021 - 31/12/2021	NP	20/05/2022	0.5
EKH	05/05/2022	25/02/2022	25 : 1	Share	01/01/2021 - 31/12/2021	NP	20/05/2022	0.5
GUNKUL	05/05/2022	23/02/2022	0.12	Baht	01/01/2021 - 31/12/2021	Both	23/05/2022	0.25
HFT	05/05/2022	25/02/2022	0.425	Baht	01/01/2021 - 31/12/2021	NP	25/05/2022	1
ICHI	05/05/2022	23/02/2022	0.5	Baht	01/01/2021 - 31/12/2021	Both	23/05/2022	1
ILM	05/05/2022	25/02/2022	0.4	Baht	01/01/2021 - 31/12/2021	NP	18/05/2022	5
KUN	05/05/2022	25/02/2022	0.08	Baht	01/01/2021 - 31/12/2021	NP	24/05/2022	0.5
KWM	05/05/2022	25/02/2022	0.096	Baht	01/01/2021 - 31/12/2021	Both	20/05/2022	0.5
LPH	05/05/2022	22/02/2022	0.1	Baht	01/01/2021 - 31/12/2021	NP	20/05/2022	0.5
MODERN	05/05/2022	24/02/2022	0.07	Baht	01/01/2021 - 31/12/2021	NP	20/05/2022	1
NETBAY	05/05/2022	24/02/2022	0.7945	Baht	01/01/2021 - 31/12/2021	NP	24/05/2022	1
NYT	05/05/2022	21/02/2022	0.16	Baht	01/01/2021 - 31/12/2021	NP	26/05/2022	0.5
PACO	05/05/2022	22/02/2022	0.05	Baht	01/01/2021 - 31/12/2021	NP	20/05/2022	0.5
PAF	05/05/2022	25/02/2022	0.015	Baht	01/01/2021 - 31/12/2021	NP	25/05/2022	0.51
PR9	05/05/2022	17/02/2022	0.14	Baht	01/01/2021 - 31/12/2021	NP	19/05/2022	1
RICHY	05/05/2022	28/02/2022	0.0075	Baht	01/01/2021 - 31/12/2021	NP	26/05/2022	1
RICHY	05/05/2022	28/02/2022	16 : 1	Share	01/01/2021 - 31/12/2021	NP	26/05/2022	1
SALEE	05/05/2022	25/02/2022	0.015	Baht	01/01/2021 - 31/12/2021	Both	25/05/2022	0.25
SCM	05/05/2022	23/02/2022	0.17	Baht	01/01/2021 - 31/12/2021	NP	25/05/2022	0.5
SELIC	05/05/2022	28/02/2022	10.40904 : 1	Share	01/01/2021 - 31/12/2021	NP	24/05/2022	0.5
SELIC	05/05/2022	28/02/2022	0.00533728	Baht	01/01/2021 - 31/12/2021	NP	24/05/2022	0.5
SMT	05/05/2022	18/02/2022	0.05	Baht	01/01/2021 - 31/12/2021	NP	27/05/2022	1
SSP	05/05/2022	28/02/2022	0.011111111	Baht	01/01/2021 - 31/12/2021	Both	25/05/2022	1
SSP	05/05/2022	28/02/2022	10 : 1	Share	01/01/2021 - 31/12/2021	Both	25/05/2022	1
STHAI	05/05/2022	01/03/2022	0.11	Baht	01/01/2021 - 31/12/2021	NP	27/05/2022	0.5
SVI	05/05/2022	17/02/2022	0.23	Baht	01/01/2021 - 31/12/2021	NP	17/05/2022	1
TEAMG	05/05/2022	23/02/2022	0.15	Baht	01/01/2021 - 31/12/2021	NP	25/05/2022	0.5
TNL	05/05/2022	22/02/2022	0.5	Baht	01/01/2021 - 31/12/2021	Both	25/05/2022	1
TVT	05/05/2022	23/02/2022	0.03	Baht	01/01/2021 - 31/12/2021	NP	24/05/2022	0.25

Source: SET

Exhibit 35: Upcoming XD (5/6)

Symbol	X-Date	Announce Date	Dividend (per Share)	Unit	Operation Period	Source of Dividend	Payment Date	Par
WHA	05/05/2022	24/02/2022	0.0735	Baht	01/01/2021 - 31/12/2021	NP	25/05/2022	0.1
WIIK	05/05/2022	23/02/2022	0.09	Baht	01/01/2021 - 31/12/2021	NP	26/05/2022	1
COMAN	05/05/2022	28/02/2022	0.0877	Baht	-	RE	13/05/2022	0.5
HPT	05/05/2022	25/02/2022	0.02	Baht	-	RE	23/05/2022	0.25
PLE	05/05/2022	28/02/2022	0.019	Baht	-	RE	27/05/2022	1
PRAPAT	05/05/2022	21/02/2022	10 : 1	Share	-	RE	20/05/2022	0.5
PRAPAT	05/05/2022	21/02/2022	0.006	Baht	-	RE	20/05/2022	0.5
SABINA	05/05/2022	21/02/2022	0.44	Baht	-	RE	19/05/2022	1
SCN	05/05/2022	25/02/2022	0.055	Baht	-	RE	23/05/2022	0.5
WACOAL	05/05/2022	02/03/2022	0.5	Baht	-	RE	24/05/2022	1
BBIK	06/05/2022	23/02/2022	0.375	Baht	01/07/2021 - 31/12/2021	NP	-	0.5
AHC	06/05/2022	18/02/2022	0.6034	Baht	01/01/2021 - 31/12/2021	NP	17/05/2022	1
CHOTI	06/05/2022	28/02/2022	3.18	Baht	01/01/2021 - 31/12/2021	NP	25/05/2022	10
CPR	06/05/2022	22/02/2022	0.11	Baht	01/01/2021 - 31/12/2021	NP	26/05/2022	1
DEMCO	06/05/2022	25/02/2022	0.03	Baht	01/01/2021 - 31/12/2021	NP	23/05/2022	1
IVL	06/05/2022	28/02/2022	0.25	Baht	01/01/2021 - 31/12/2021	NP	20/05/2022	1
KUMWEL	06/05/2022	23/02/2022	0.06	Baht	01/01/2021 - 31/12/2021	NP	26/05/2022	0.5
MATI	06/05/2022	25/02/2022	0.45	Baht	01/01/2021 - 31/12/2021	NP	25/05/2022	1
MITSIB	06/05/2022	28/02/2022	0.015	Baht	01/01/2021 - 31/12/2021	NP	20/05/2022	0.5
NNCL	06/05/2022	15/03/2022	0.06	Baht	01/01/2021 - 31/12/2021	NP	24/05/2022	1
PRM	06/05/2022	25/02/2022	0.18	Baht	01/01/2021 - 31/12/2021	NP	25/05/2022	1
ROJNA	06/05/2022	25/02/2022	0.2	Baht	01/01/2021 - 31/12/2021	NP	27/05/2022	1
SAPPE	06/05/2022	14/03/2022	1.1	Baht	01/01/2021 - 31/12/2021	NP	26/05/2022	1
SICT	06/05/2022	24/02/2022	0.043	Baht	01/01/2021 - 31/12/2021	NP	-	0.5
SORKON	06/05/2022	24/02/2022	0.15	Baht	01/01/2021 - 31/12/2021	NP	27/05/2022	1
SSF	06/05/2022	25/02/2022	0.5185	Baht	01/01/2021 - 31/12/2021	NP	25/05/2022	1
TVI	06/05/2022	24/02/2022	0.7	Baht	01/01/2021 - 31/12/2021	NP	25/05/2022	1
S & J	06/05/2022	24/02/2022	1.2	Baht	-	RE	25/05/2022	1
SPI	06/05/2022	11/03/2022	0.6	Baht	-	RE	24/05/2022	1
SST	06/05/2022	25/02/2022	0.03	Baht	-	RE	-	1
CSS	09/05/2022	28/02/2022	0.1	Baht	01/07/2021 - 31/12/2021	NP	26/05/2022	0.5
EASTW	09/05/2022	25/02/2022	0.24	Baht	01/07/2021 - 31/12/2021	NP	27/05/2022	1
JUBILE	09/05/2022	23/02/2022	0.37	Baht	01/07/2021 - 31/12/2021	NP	20/05/2022	1
LEO	09/05/2022	21/02/2022	0.18	Baht	01/07/2021 - 31/12/2021	NP	26/05/2022	0.5
NOBLE	09/05/2022	24/02/2022	0.08	Baht	01/07/2021 - 31/12/2021	Both	26/05/2022	1
ORI	09/05/2022	28/02/2022	0.42	Baht	01/07/2021 - 31/12/2021	Both	-	0.5
PROEN	09/05/2022	25/02/2022	0.0577	Baht	01/04/2021 - 31/12/2021	NP	-	0.5
SECURE	09/05/2022	01/03/2022	0.18	Baht	01/04/2021 - 31/12/2021	NP	27/05/2022	0.5
A5	09/05/2022	25/02/2022	0.01	Baht	01/01/2021 - 31/12/2021	NP	27/05/2022	0.5
AMR	09/05/2022	28/02/2022	0.08	Baht	01/01/2021 - 31/12/2021	Both	25/05/2022	0.5
ASEFA	09/05/2022	17/02/2022	0.22	Baht	01/01/2021 - 31/12/2021	NP	25/05/2022	1
CRC	09/05/2022	25/02/2022	0.3	Baht	01/01/2021 - 31/12/2021	NP	27/05/2022	1
CSR	09/05/2022	24/02/2022	0.75	Baht	01/01/2021 - 31/12/2021	NP	27/05/2022	10
FE	09/05/2022	15/03/2022	5.5	Baht	01/01/2021 - 31/12/2021	Both	25/05/2022	10
INET	09/05/2022	07/03/2022	0.042	Baht	01/01/2021 - 31/12/2021	NP	26/05/2022	1
KAMART	09/05/2022	24/02/2022	0.06	Baht	01/01/2021 - 31/12/2021	NP	24/05/2022	0.6
MOONG	09/05/2022	22/02/2022	0.21	Baht	01/01/2021 - 31/12/2021	NP	24/05/2022	1
RJH	09/05/2022	21/02/2022	1	Baht	01/01/2021 - 31/12/2021	Both	24/05/2022	1
SK	09/05/2022	25/02/2022	0.025	Baht	01/01/2021 - 31/12/2021	NP	25/05/2022	0.5
SSSC	09/05/2022	28/02/2022	0.23	Baht	01/01/2021 - 31/12/2021	NP	27/05/2022	1
TC	09/05/2022	24/02/2022	0.15	Baht	01/01/2021 - 31/12/2021	NP	26/05/2022	1
TOPP	09/05/2022	25/02/2022	4.05	Baht	01/01/2021 - 31/12/2021	NP	27/05/2022	10
TPAC	09/05/2022	28/02/2022	0.141	Baht	01/01/2021 - 31/12/2021	NP	20/05/2022	1
CCP	09/05/2022	28/02/2022	0.013	Baht	-	RE	25/05/2022	0.25

Source: SET

Exhibit 36: Upcoming XD (6/6)

Symbol	X-Date	Announce Date	Dividend (per Share)	Unit	Operation Period	Source of Dividend	Payment Date	Par
MILL	09/05/2022	16/03/2022	0.01	Baht	-	RE	27/05/2022	0.4
MILL	09/05/2022	16/03/2022	10 : 1	Share	-	RE	27/05/2022	0.4
ONEE	09/05/2022	23/02/2022	0.069	Baht	-	RE	27/05/2022	2
SITHAI	09/05/2022	22/02/2022	0.03	Baht	-	RE	25/05/2022	1
SPC	09/05/2022	10/03/2022	1	Baht	-	RE	24/05/2022	1
BGC	10/05/2022	22/02/2022	0.12	Baht	01/10/2021 - 31/12/2021	NP	27/05/2022	5
ALLA	10/05/2022	23/02/2022	0.05	Baht	01/01/2021 - 31/12/2021	NP	25/05/2022	0.5
AMARIN	10/05/2022	23/02/2022	0.19	Baht	01/01/2021 - 31/12/2021	NP	27/05/2022	1
ARROW	10/05/2022	23/02/2022	0.35	Baht	01/01/2021 - 31/12/2021	Both	25/05/2022	1
BCH	10/05/2022	28/02/2022	1	Baht	01/01/2021 - 31/12/2021	NP	25/05/2022	1
BRR	10/05/2022	24/02/2022	0.07	Baht	01/01/2021 - 31/12/2021	NP	26/05/2022	1
FNS	10/05/2022	24/02/2022	0.5	Baht	01/01/2021 - 31/12/2021	Both	-	5
ILINK	10/05/2022	23/02/2022	0.38	Baht	01/01/2021 - 31/12/2021	NP	26/05/2022	1
JWD	10/05/2022	14/03/2022	0.25	Baht	01/01/2021 - 31/12/2021	NP	27/05/2022	0.5
M	10/05/2022	24/02/2022	0.8	Baht	01/01/2021 - 31/12/2021	Both	25/05/2022	1
PIN	10/05/2022	25/02/2022	0.15	Baht	01/01/2021 - 31/12/2021	Both	26/05/2022	1
PPM	10/05/2022	28/02/2022	0.033	Baht	01/01/2021 - 31/12/2021	NP	27/05/2022	0.5
STI	10/05/2022	28/02/2022	0.069444444	Baht	01/01/2021 - 31/12/2021	Both	-	0.5
STI	10/05/2022	28/02/2022	01/08/2000	Share	01/01/2021 - 31/12/2021	Both	-	0.5
TKC	10/05/2022	25/02/2022	0.3	Baht	01/01/2021 - 31/12/2021	NP	24/05/2022	1
VIBHA	10/05/2022	28/02/2022	0.05	Baht	01/01/2021 - 31/12/2021	NP	25/05/2022	0.1
AP	10/05/2022	22/02/2022	0.5	Baht	-	RE	26/05/2022	1
APCS	10/05/2022	18/02/2022	0.06	Baht	-	RE	30/05/2022	1
BAY	10/05/2022	23/02/2022	0.45	Baht	-	RE	26/05/2022	10
BLA	10/05/2022	25/02/2022	0.56	Baht	-	RE	-	1
SMIT	11/05/2022	25/02/2022	0.22	Baht	01/07/2021 - 31/12/2021	NP	27/05/2022	1
SYNTEC	11/05/2022	11/03/2022	0.03	Baht	01/07/2021 - 31/12/2021	NP	20/05/2022	1
AKR	11/05/2022	25/02/2022	0.03	Baht	01/01/2021 - 31/12/2021	NP	27/05/2022	0.8
AMC	11/05/2022	25/02/2022	0.34	Baht	01/01/2021 - 31/12/2021	NP	27/05/2022	1
PERM	11/05/2022	25/02/2022	0.12	Baht	01/01/2021 - 31/12/2021	NP	-	1
PF	11/05/2022	24/02/2022	0.015558711	Baht	01/01/2021 - 31/12/2021	NP	-	1
PF	11/05/2022	24/02/2022	20 : 1	Share	01/01/2021 - 31/12/2021	NP	-	1
PG	11/05/2022	21/02/2022	0.1	Baht	01/01/2021 - 31/12/2021	NP	25/05/2022	1
SENA	11/05/2022	25/02/2022	0.211477	Baht	01/01/2021 - 31/12/2021	NP	-	1
SIAM	11/05/2022	25/02/2022	0.01	Baht	01/01/2021 - 31/12/2021	NP	27/05/2022	1
TRU	11/05/2022	24/02/2022	0.1	Baht	01/01/2021 - 31/12/2021	Both	25/05/2022	1
NEW	12/05/2022	28/02/2022	0.35	Baht	01/01/2021 - 31/12/2021	NP	25/05/2022	10

Source: SET

Exhibit 37: New securities

Derivative Warrants	Trade Date	Underlying	Issuer	DW Type	Market	Maturity Date	Exercise Price (Baht)
AIA41C2209A	18/03/2022	AIA	JPM	Call	SET	5/10/2022	90
AIA41P2209A	18/03/2022	AIA	JPM	Put	SET	5/10/2022	60
BABA41C2209A	18/03/2022	BABA	JPM	Call	SET	5/10/2022	90
BAM19C2208A	18/03/2022	BAM	YUANTA	Call	SET	11/8/2022	28.9
CENT19C2208A	18/03/2022	CENTEL	YUANTA	Call	SET	11/8/2022	50.7
GULF13P2207A	18/03/2022	GULF	KGI	Put	SET	26/07/2022	31.25
GULF24C2208A	18/03/2022	GULF	FSS	Call	SET	11/8/2022	63.5
KUAI41C2209A	18/03/2022	KUAISH	JPM	Call	SET	5/10/2022	70
KUAI41P2209A	18/03/2022	KUAISH	JPM	Put	SET	5/10/2022	46
PTT13P2207A	18/03/2022	PTT	KGI	Put	SET	26/07/2022	26
S5041C2206D	18/03/2022	SET50	JPM	Call	SET	5/7/2022	1,100.00
S5041P2206C	18/03/2022	SET50	JPM	Put	SET	5/7/2022	875
SUPE13C2208A	18/03/2022	SUPER	KGI	Call	SET	12/8/2022	1.25
TENC41C2209A	18/03/2022	TENCEN	JPM	Call	SET	5/10/2022	380
TQM13C2208A	18/03/2022	TQM	KGI	Call	SET	12/8/2022	57
TTA19C2208A	18/03/2022	TTA	YUANTA	Call	SET	11/8/2022	13.5

Source: SET