

29 DECEMBER 2021

SPOTLIGHT ON THAILAND

World News

- Share of people vaccinated against Covid-19
- Covid-19 sequenced by variant
- WHO warns of Omicron overload
- Omicron may cut Delta infections, study shows

Economics

- COVID-19 cases as of 28 Dec globally reaches 283,010,989 with new 283,010,989 cases and 5,850 new deaths. There are 25,866,794 currently infected patients, with 88,957 (0.3%) cases in serious condition.
- Do you have a cold, the flu or Covid-19? Experts explain how to tell the difference
- China expands lockdowns as virus surges in US, Europe

Corporate News

- Ansell halts orders from Malaysian glove maker Brightway after US ban
- Bus services extended for NY travellers

Indices	Index as of 28-Dec-21	Change -1D (%)	Change YTD (%)	Net Foreign YTD (USD m)
Thailand SET	1,642	0.3	13.3	(2,056)
China SHCOMP	3,630	0.4	4.5	
Hong Kong HSI	23,281	0.2	(14.5)	
India SENSEX	57,897	0.8	21.2	3,805
Indonesia JCI	6,598	0.3	10.4	2,679
Korea KOSPI	3,020	0.7	5.1	(22,143)
MY FBMKLCI	1,540	0.4	(5.4)	
PH PCOMP	7,287	0.4	2.1	(21)
SG FSSTI	3,128	0.8	10.0	
Taiwan TWSE	18,197	0.8	23.5	(16,661)
VN VNINDEX	1,494	0.4	35.4	(2,744)
MSCI Emerging	Closed	0.1	(5.4)	
Nikkei 225	29,069	1.4	5.9	
FTSE 100	Closed	(0.0)	14.1	
CAC 40	7,181	0.6	29.4	
DAX	15,964	0.8	16.4	
Dow Jones	36,398	0.3	18.9	
Nasdaq	15,782	(0.6)	22.5	
S&P 500	4,786	(0.1)	27.4	
Brent	79.16	0.7	52.8	
Dubai	76.25	3.6	51.8	
WTI	76.11	0.7	56.9	
GOLD	1,806.22	(0.3)	(4.9)	
Trade data	Buy	Sell	Net	Share (%)
(THB m)	(THB m)	(THB m)	(THB m)	(THB m)
Foreign	30,713	26,224	4,489	39
Retail	29,134	32,530	(3,396)	42
Prop Trade	8,551	8,248	303	11
Local Institution	4,763	6,159	(1,396)	7
Total Trade	73,161	73,161	0	100
Rates	Last close	1M ago	End last yr	1yr ago
	12/27/2021	11/29/2021	12/31/2020	12/28/2020
THB/USD	33.53	33.71	29.96	30.17
Inflation *	2.71	2.38	(0.27)	(0.41)
MLR **	5.31	5.31	5.31	5.31
1Y Fixed *	0.43	0.43	0.49	0.49
Govt bond 10Y	1.91	1.93	1.32	1.33
Commodity	Last close	1M ago	End last yr	1yr ago
(USD/bbl)	12/27/2021	11/26/2021	12/31/2020	12/28/2020
Brent	78.60	72.72	51.80	50.86
Dubai	73.60	76.04	50.23	50.81
WTI	75.57	68.15	48.52	47.62
Gold	1,812	1,785	1,898	1,874
Baltic Dry	2,219	2,767	1,366	1,366
(USD/ton)	24-Dec-21	17-Dec-21	25-Dec-20	25-Dec-20
Coal	195.29	185.21	84.45	84.45
% change	5.4	24.0	131.2	131.2

* chg y-y% last at end of most recent month end; ** Avg of 4 major banks;

Sources: Bloomberg, except coal from BANPU

FSSIA Thailand Research

Suwat Sinsadok, Head of Research/Energy & Utilities | +66 2611 3558 | suwat.sin@fssia.com
 Songklod Wongchai, Strategy | +66 2611 3553 | songklod.won@fssia.com
 Yuwanart Suwanumphai, Banking | +66 2611 3554 | yuwanart.suw@fssia.com
 Karun Intrachai, Commerce, Food & Property | +66 2611 3555 | karun.int@fssia.com
 Teerapol Udomvej, Healthcare, Tourism & Aviation | +66 2611 3535 | teerapol.udo@fssia.com
 Naruedom Mujjalinkool, ICT, Media & Transportation | +66 2611 3566 | naruedom.muj@fssia.com

Thailand Equity Sales:

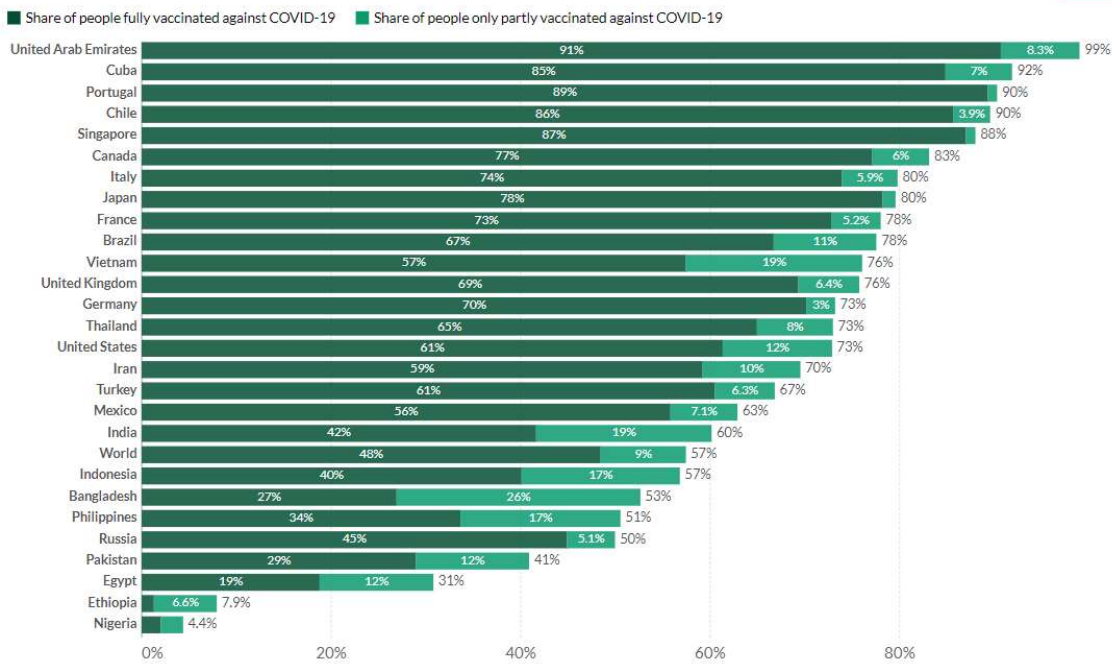
Manida Sithiseree | +66 2611 3590/91 | manida.s@fnsyrus.com
 Chaiyon Rerkriengkrai | +66 2611 3592/93 | chaiyon.r@fnsyrus.com
 Napaporn Klongvanitchakij | +66 2611 3582/83 | napaporn.k@fnsyrus.com
 Pannapak Thongsukmark | +66 2611 3575/76 | pannapak.t@fnsyrus.com
 Rattana Detphattharakoson | +66 2611 3580/71 | rattana.d@fnsyrus.com

Thailand Equity Trading:

THIS UNEDITED REPORT IS PREPARED UNDER TIME CONSTRAINT BY FSS INTERNATIONAL INVESTMENT ADVISORY SECURITIES CO., LTD. (FSSIA). ALL VIEWS EXPRESSED IN THIS REPORT ACCURATELY REFLECT THE PERSONAL VIEW OF THE ANALYST(S) WITH REGARD TO ANY AND ALL OF THE SUBJECT SECURITIES, COMPANIES OR ISSUERS MENTIONED IN THIS REPORT; AND (II) NO PART OF THE COMPENSATION OF THE ANALYST(S) WAS, IS, OR WILL BE, DIRECTLY OR INDIRECTLY, RELATED TO THE SPECIFIC RECOMMENDATIONS OR VIEWS EXPRESSED HEREIN. The information herein has been obtained from sources believed to be reliable and accurate; however FSSIA makes no representation as to the accuracy and completeness of such information. Information and opinions expressed herein are subject to change without notice. FSSIA has no intention to solicit investors to buy or sell any security in this report.

World News

Share of people vaccinated against COVID-19, Dec 27, 2021

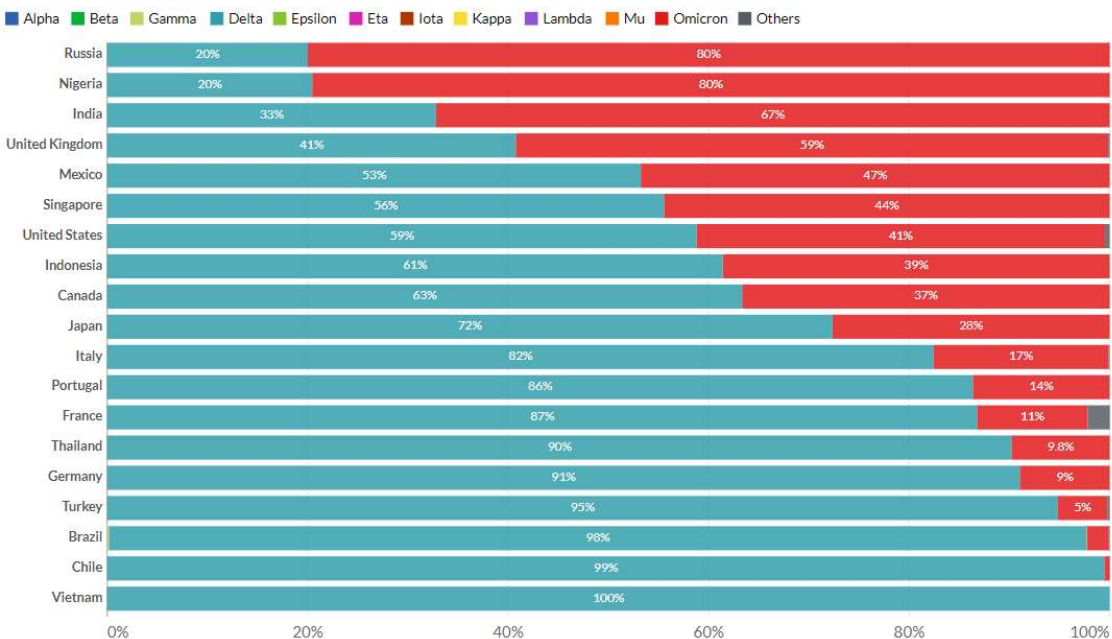


Source: Official data collated by Our World in Data
 Note: Alternative definitions of a full vaccination, e.g. having been infected with SARS-CoV-2 and having 1 dose of a 2-dose protocol, are ignored to maximize comparability between countries.
 Dec 13, 2020 Dec 27, 2021

SARS-CoV-2 sequences by variant, Dec 27, 2021



The share of analyzed sequences in the preceding two weeks that correspond to each variant group.



- WHO warns of Omicron overload** BANGKOK POST: The WHO warned Tuesday that the Omicron coronavirus variant could lead to overwhelmed healthcare systems even though early studies suggest it leads to milder disease, as China and Germany brought back tough restrictions to stamp out new infection surges. China put hundreds of thousands more people under lockdown, while infections hit new highs in multiple US states and European countries. Covid-19 surges have wreaked havoc around the world, with many nations trying to strike a balance between economically punishing restrictions and controlling the spread of the virus. The United States has halved the isolation period for asymptomatic cases to try and blunt the disruption, while France has ordered firms to have employees work from home at least three days a week. Contact restrictions were in place in Germany for the second year in a row heading into the New Year, as Europe's biggest economy shuttered nightclubs and forced sports competitions behind closed doors.

Economic news

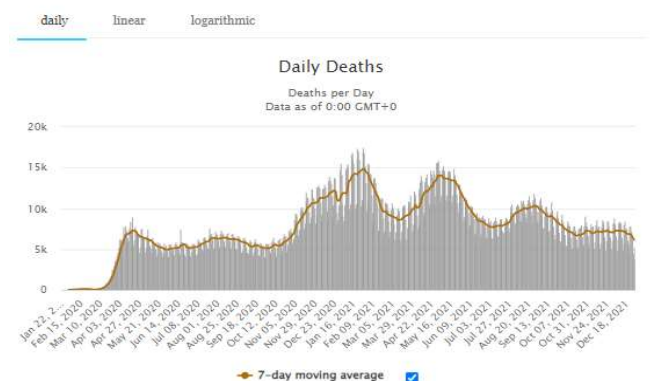
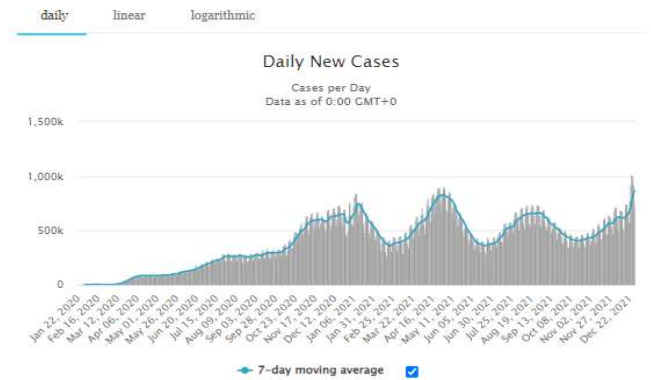
- COVID-19 cases as of 28 Dec globally reaches **283,010,989** with new 283,010,989 cases and 5,850 new deaths. There are 25,866,794 currently infected patients, with 88,957 (0.3%) cases in serious condition.

Exhibit 1: Top 25 countries by new cases

Country	Total Cases	New Cases	Total Deaths	New Deaths
World	283,010,989	1,079,582	5,429,587	5,850
1 USA	54,070,467	250,146	841,528	1,382
2 France	9,326,258	179,807	123,188	290
3 UK	12,338,676	129,471	148,021	18
4 Spain	6,032,297	99,671	89,253	114
5 Italy	5,756,412	78,313	136,955	175
6 Turkey	9,365,399	32,176	81,917	184
7 Germany	7,058,770	30,402	111,752	448
8 Russia	10,437,152	21,922	306,090	935
9 Canada	2,057,489	21,658	30,199	15
10 Greece	1,105,885	21,657	20,557	61
11 Portugal	1,303,291	17,172	18,909	19
12 Vietnam	1,680,985	14,440	31,632	214
13 Denmark	727,463	12,330	3,231	14
14 Australia	323,278	11,267	2,202	5
15 Switzerland	1,270,650	10,373	12,226	10
16 Poland	4,064,715	9,843	94,914	549
17 Netherlands	3,085,553	9,111	20,803	75
18 Ireland	731,467	9,006	5,890	
19 Brazil	22,254,706	8,430	618,705	130
20 India	34,808,067	8,376	480,320	30
21 South Africa	3,424,534	7,216	90,854	25
22 Czechia	2,454,645	6,850	35,911	23
23 Ethiopia	405,745	5,185	6,911	7
24 Slovakia	831,093	4,243	16,486	41
25 Croatia	697,952	4,139	12,425	50
34 Thailand	2,214,712	2,305	21,630	32

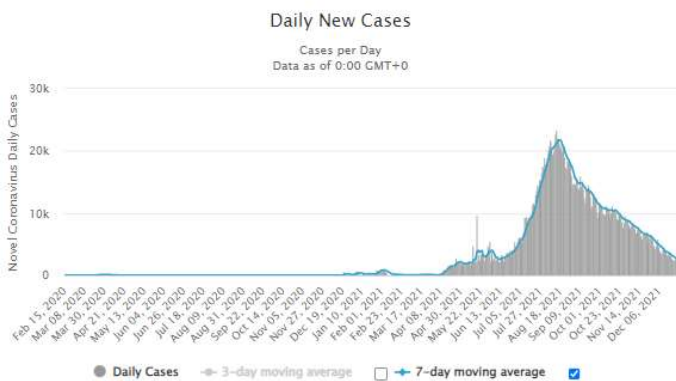
Source: worldometers.info

Exhibit 2: Global by new cases and deaths

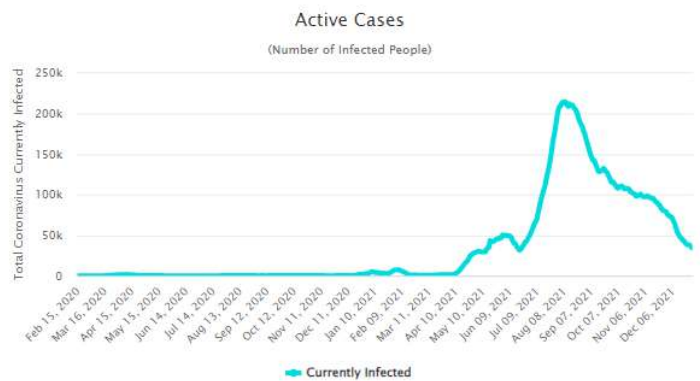


Source: worldometers.info

Daily New Cases in Thailand



Active Cases in Thailand



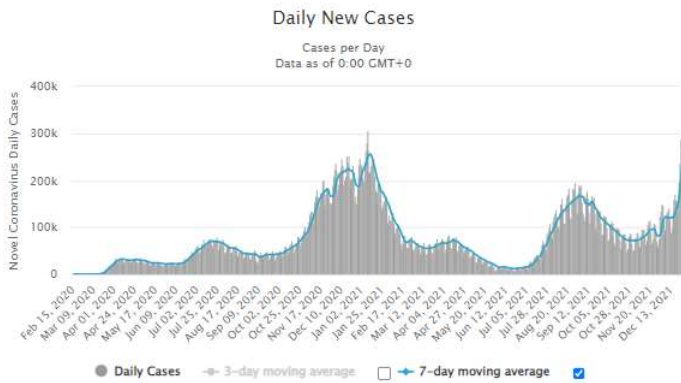
สรุปข้อมูลการฉีดวัคซีนโควิด-19 ของไทย
ณ วันที่ 27 ธันวาคม 2564

วัคซีน	เข็มที่ 1	เข็มที่ 2	เข็มที่ 3	% ประชากร
Sinovac	26,372,324	43,933,886	14,504,723	77.1
AstraZeneca	15,426,626	1,934,554		68.6
Sinopharm	6,226,249			9.4
Pfizer				
Moderna				

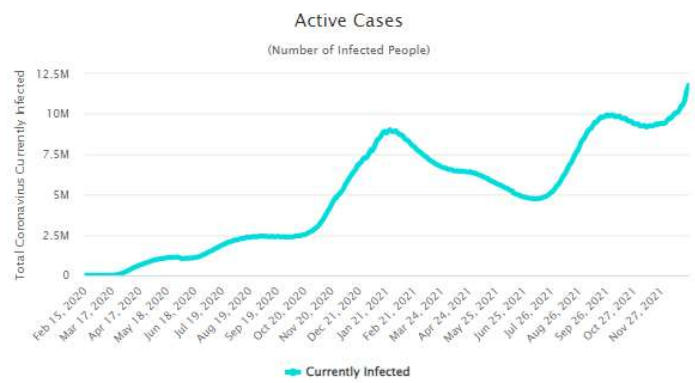
วัคซีน	เข็มที่ 1 (โดส)	เข็มที่ 2 (โดส)	เข็มที่ 3 (โดส)
Sinovac	22,803,477	3,573,834	0
AstraZeneca	13,396,410	27,799,001	2,802,826
Sinopharm	7,444,444	7,074,336	0
Pfizer	6,802,573	6,593,426	2,337,892
Moderna	585,745	382,448	1,085,531

ณ วันที่ 27 ธันวาคม 2564

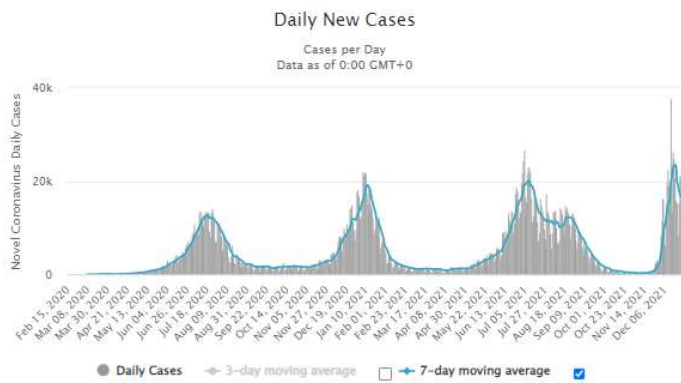
Daily New Cases in the United States



Active Cases in the United States



Daily New Cases in South Africa



Active Cases in South Africa

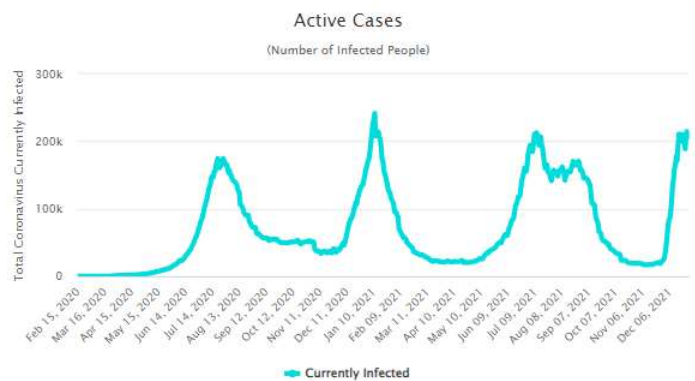


Chart or other exhibit

- Omicron may cut Delta infections, study shows** BANGKOK POST: Infection with the Omicron coronavirus variant can also strengthen immunity against the earlier delta strain, reducing the risk of severe disease, according to a paper released by South African scientists. While Omicron has been shown to be highly transmissible and can evade some antibodies, after two weeks of getting symptoms immunity to subsequent infections from the strain rose 14-fold, according to the authors led by Alex Sigal and Khadija Khan of the Durban, South Africa-based Africa Health Research Institute. A smaller improvement was found against Delta, they said. "If we are lucky, Omicron is less pathogenic, and this immunity will help push Delta out," said Dr Sigal, who has previously found a two-dose course of Pfizer and BioNTech's Covid-19 shot, as well as a previous infection, may give stronger protection against Omicron.
- Do you have a cold, the flu or Covid-19? Experts explain how to tell the difference** CNN: The illnesses all share similar symptoms, sometimes making it hard to distinguish which is putting you under the weather. What symptoms to look for - Early signs of cold, flu and Covid-19 tend to be similar, Covid-19 infection can be distinguished, however, by the headache and dry cough that often go along with it. The loss of taste and smell that has been the biggest warning sign of a Covid-19 infection is still a possible symptom, though it is less prevalent now than it has been with other variants, El-Sayed said. "Just because you get a negative test doesn't necessarily mean it's not Covid," El-Sayed said. "The best approach is to test and then maybe test again in 12 to 24 hours, and if you get two negatives, you can be more certain that it's not." Whether it is Covid-19 or the common cold, it has always been a good idea to isolate while you fight a viral illness, he said. It has become even more important with the risk of spread increasing with Covid-19.
- China expands lockdowns as virus surges in US, Europe** BANGKOK POST: BEIJING: China put hundreds of thousands more people under lockdown Tuesday to try and stamp out a worsening coronavirus outbreak, as infections hit new highs in multiple US states and Europe. The United States halved the isolation period for asymptomatic cases to try and blunt the disruptions, while France ordered firms to have employees work from home for at least three days a week.

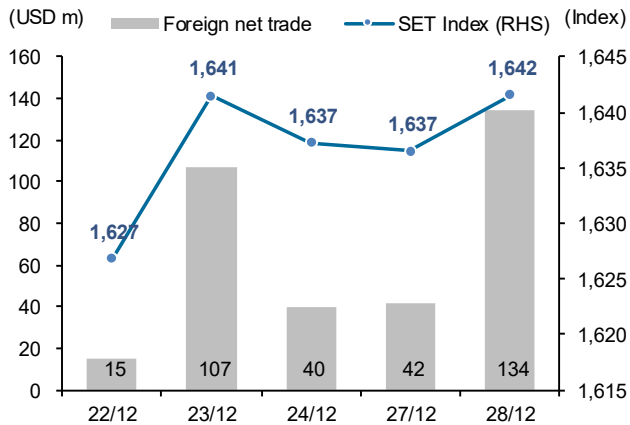
Corporate news

- Ansell halts orders from Malaysian glove maker Brightway after US ban** BANGKOK POST: KUALA LUMPUR: Ansell Ltd has halted its orders to North America from Malaysian glove maker Brightway Group after US Customs banned the Malaysian group's products following allegations of forced labour practices, Ansell said. Australia's Ansell, a protection and safety products manufacturer, told Reuters in an email it has suspended the North America orders, as a result of a ban imposed on Dec 20 by US Customs and Border Protection (CBP), until Brightway has resolved the labour issues. "At this stage, we are not aware of the specific evidence US CBP has of labour rights violations at Brightway and we have not extended this suspension outside Northern America," Ansell said. Ansell said, however, it was aware of non-compliance at the Brightway facilities through its third-party audits and continues to work closely with the glove maker on remediation

plans. Ansell preferred to work with suppliers to ensure continued employment and improved conditions for workers, "than reactively cancelling supplier contracts in response to specific events or allegations," the company said.

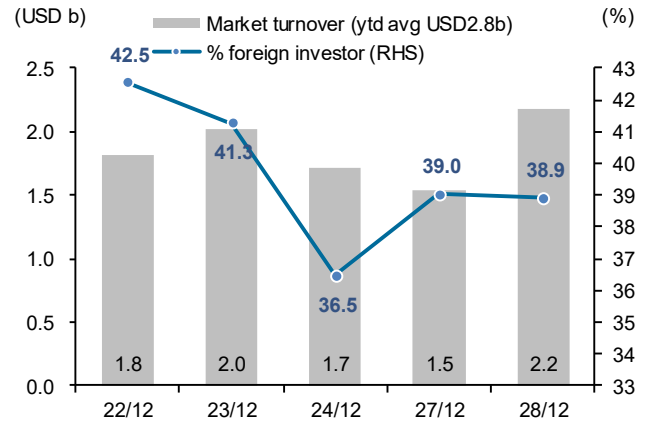
- **Bus services extended for NY travellers** BANGKOK POST: The Transport Co expects to see a 30% rise in the number of passengers using its inter-provincial bus and van services over the New Year holiday. The average daily number is projected to be about 60,000 from Tuesday until next Thursday. From Jan 2-3, it will arrange buses and vans making 4,500 trips as it expects to serve about 50,000 passengers returning to Bangkok each day. People began leaving the capital en masse on Tuesday. Traffic on Mitraphap Road in Nakhon Ratchasima, a gateway to the Northeast, has grown heavier, with a more than 4-kilometre-long section clogged by cars at certain intervals, according to highway police.

Exhibit 3: Foreign fund flow and SET Index



Source: Bloomberg

Exhibit 4: Foreign participation



Source: Bloomberg

Exhibit 5: Index performance

	SET Index		Index performance (% change)								
	Index	(%chg)	Energy	Bank	Comu	Commerce	Food	Property	Construct	Transport	Petrochem
% of SET Index			22%	9%	9%	10%	6%	6%	4%	7%	3%
Current	1,641.52	0.3	0.4	1.9	0.0	(0.5)	0.6	0.3	0.5	0.2	0.2
-5D	1,622.25	1.2	2.2	2.2	1.8	(2.7)	1.2	1.0	0.5	0.8	0.6
-1M	1,589.69	3.3	6.3	4.8	6.3	(2.4)	1.4	4.9	(0.4)	1.3	4.2
-3M	1,616.98	1.5	1.6	4.3	13.7	(4.9)	(4.1)	4.9	(5.0)	(4.1)	(4.4)
-6M	1,591.43	3.1	3.4	17.4	31.8	(0.6)	(5.2)	5.8	(8.0)	(5.5)	0.4
-1Y	1,461.95	12.3	6.2	19.6	35.9	7.0	8.0	12.5	5.2	(1.4)	7.5
WTD	1,637.22	0.3	0.7	1.7	0.0	(1.4)	0.4	0.2	0.2	(0.4)	(0.3)
MTD	1,568.69	4.6	7.4	6.9	8.4	(0.9)	3.2	6.1	1.8	1.7	5.5
QTD	1,605.68	2.2	2.3	7.0	14.5	(5.1)	(3.3)	5.1	(4.9)	(2.8)	(4.9)
End of 2020	1,449.35	13.3	7.3	21.3	38.6	8.5	9.4	15.5	6.0	(0.2)	9.3

Source: Bloomberg

Exhibit 6: Trade by investor types

	----- SET Index -----		Exchange rate (USD:THB)	----- SET Index -----		----- Equity trading / Net position -----				Bond Net foreign (USD m)
	Index	Change (y-y%)		Average daily turnover (THB m)	(USD m)	Foreign (USD m)	Retail (USD m)	PropTrade (USD m)	Local Inst (USD m)	
2018	1,563.88	(10.8)	32.32	56,370	1,744	(8,913)	3,571	(478)	5,799	8,855
2019	1,579.84	1.0	31.06	52,468	1,689	(1,496)	(662)	477	1,681	(502)
2020	1,449.35	(8.3)	31.29	67,335	2,152	(8,287)	6,873	459	953	(1,005)
2021YTD	1,641.52	13.3	31.99	88,568	2,768	(2,056)	3,864	471	(2,311)	6,612
1Q21	1,587.21	41.0	30.27	93,653	3,094	(987)	1,622	129	(765)	128
2Q21	1,587.79	18.6	31.35	94,016	2,999	(1,482)	1,973	85	(575)	2,442
3Q21	1,605.68	29.8	32.94	86,406	2,623	(8)	(179)	190	98	632
4Q21	1,641.52	13.3	33.37	79,838	2,392	421	448	68	(1,070)	3,410
Jan-21	1,466.98	(3.1)	30.01	98,584	3,285	(365)	928	(31)	(533)	5
Feb-21	1,496.78	11.7	30.02	90,860	3,027	(621)	1,009	82	(470)	(154)
Mar-21	1,587.21	41.0	30.78	91,515	2,973	(1)	(315)	78	238	277
Apr-21	1,583.13	21.6	31.32	87,668	2,799	(107)	572	(12)	(453)	1,050
May-21	1,593.59	18.7	31.28	103,240	3,301	(1,061)	1,093	(42)	10	6
Jun-21	1,587.79	18.6	31.44	91,139	2,899	(314)	307	139	(132)	1,385
Jul-21	1,521.92	14.6	32.65	77,785	2,382	(522)	541	89	(109)	282
Aug-21	1,638.75	25.0	33.09	86,818	2,624	175	(799)	59	666	1,447
Sep-21	1,605.68	29.8	33.08	94,614	2,860	338	79	42	(458)	(1,097)
Oct-21	1,623.43	35.9	33.45	81,653	2,441	474	(106)	175	(542)	305
Nov-21	1,568.69	11.4	33.10	86,676	2,619	(324)	825	(213)	(288)	1,429
Dec-21	1,641.52	13.3	33.57	71,186	2,120	271	(272)	107	(240)	1,676
2021YTD	1,641.52	13.3	31.99	88,568	2,768	(2,056)	3,864	471	(2,311)	6,612
22/12/2021	1,626.79		33.65	60,938	1,811	15	(13)	6	(8)	55
23/12/2021	1,641.47		33.51	67,593	2,017	107	(104)	(4)	1	29
24/12/2021	1,637.22		33.40	57,272	1,715	40	(41)	39	(37)	(11)
27/12/2021	1,636.50		33.53	51,480	1,536	42	12	3	(56)	4
28/12/2021	1,641.52		33.49	73,161	2,184	134	(101)	9	(42)	

Source: Bloomberg

Exhibit 7: Upcoming events

Date Time	Event	Survey	Actual	Prior	
12/29/2021 11:00	Mfg Production Index ISIC NSA YoY	Nov	2.80%	--	2.91%
12/29/2021 11:00	Capacity Utilization ISIC	Nov	--	--	64.07
12/30/2021 14:00	BoP Current Account Balance	Nov	-\$825m	--	-\$1058m
12/30/2021 14:30	Exports YoY	Nov	--	--	17.00%
12/30/2021 14:30	Exports	Nov	--	--	\$22577m
12/30/2021 14:30	Imports YoY	Nov	--	--	20.10%
12/30/2021 14:30	Imports	Nov	--	--	\$18773m
12/30/2021 14:30	Trade Balance	Nov	--	--	\$3804m
12/30/2021 14:30	BoP Overall Balance	Nov	--	--	\$1230m
12/30/2021 14:30	Foreign Reserves	24-Dec	--	--	\$242.8b
12/30/2021 14:30	Forward Contracts	24-Dec	--	--	\$34.8b
01/04/2022 07:30	Markit Thailand PMI Mfg	Dec	--	--	50.6
01/04/2022 14:30	Business Sentiment Index	Dec	--	--	48.4
01/04/2022 01/09	Consumer Confidence	Dec	--	--	44.9
01/04/2022 01/09	Consumer Confidence Economic	Dec	--	--	38.8
01/05/2022 10:30	CPI Core YoY	Dec	--	--	0.29%
01/05/2022 10:30	CPI NSA MoM	Dec	--	--	0.28%
01/05/2022 10:30	CPI YoY	Dec	--	--	2.71%
01/18/2022 01/24	Car Sales	Dec	--	--	71716
01/21/2022 10:30	Customs Exports YoY	Dec	--	--	24.73%
01/21/2022 10:30	Customs Imports YoY	Dec	--	--	20.47%
01/21/2022 10:30	Customs Trade Balance	Dec	--	--	\$1019m

Source: Bloomberg

Exhibit 8: Management trading

Company	Management	Securities	Transaction	Shares	Price (THB)	Action	Value (THBm)
CalComp Electronics (CCET)	Shyhyong Shen	Common Shares	12/27/2021	250,000	3.26	Buy	0.82
JWD Infologistics (JWD)	Mangkorn Dhanasarnsilp	Common Shares	12/27/2021	45,900	20.00	Sell	0.92
Synnex Thailand (SYNEX)	Supant Mongkolsuthree	Common Shares	12/23/2021	30,000	33.42	Buy	1.00
Saintmed (SMD)	Taveesak Boonprasit	Common Shares	12/28/2021	1,300,000	13.30	Sell	17.29
TKS Technologies (TKS)	Supant Mongkolsuthree	Common Shares	12/21/2021	30,000	13.80	Buy	0.41
Thailand Carpet Mnfg (TCMC)	Pimol Srivikorn	Common Shares	12/27/2021	713,700	1.68	Buy	1.20
Thai Wah (TWPC)	Ho Ren Hua	Warrant	12/23/2021	91,500	5.45	Buy	0.50
Thai Wah (TWPC)	Ho Ren Hua	Warrant	12/28/2021	91,500	-	Sell	n/a
Thai Wah (TWPC)	Ho Ren Hua	Common Shares	12/28/2021	91,500	-	Buy	n/a
Britania (BRI)	Niwat Lamunpandh	Common Shares	12/27/2021	147,000	11.50	Sell	1.69
Bangchak Petroleum (BCP)	Chaiwat Kovavisarat	Common Shares	12/28/2021	50,000	25.00	Buy	1.25
PTTEP (PTTEP)	Nirandorn Rojanasomsith	Common Shares	12/27/2021	30,000	118.00	Sell	3.54
Project Planning Service (PPS)	Phongthon Tharachai	Common Shares	12/24/2021	1,000,000	0.99	Sell	0.99
Multibax (MBAX)	Pisut Lertwilai	Common Shares	12/27/2021	19,800	5.10	Buy	0.10
United Paper (UTP)	Boonnam Boonamsap	Common Shares	12/27/2021	40,000	17.80	Sell	0.71
United Paper (UTP)	Boonnam Boonamsap	Common Shares	12/27/2021	30,000	17.90	Sell	0.54
United Paper (UTP)	Boonnam Boonamsap	Common Shares	12/27/2021	20,000	17.90	Sell	0.36
United Paper (UTP)	Boonnam Boonamsap	Common Shares	12/27/2021	10,000	18.00	Sell	0.18
Thai Textile Industry (TTI)	Kamjorn Cheunchujitr	Common Shares	12/27/2021	500	26.00	Buy	0.01
Thai Textile Industry (TTI)	Kamjorn Cheunchujitr	Common Shares	12/27/2021	500	26.25	Buy	0.01
One to One Contacts (OTO)	Chanatip Pumhiran	Warrant	12/27/2021	50,000	5.85	Buy	0.29
Vincom Technology (VCOM)	Thanachart Numnonda	Common Shares	12/28/2021	100,000	7.25	Sell	0.73
Villa Kunalai (KUN)	Praweerat Dheva-Aksorn	Common Shares	12/27/2021	100,000	2.46	Buy	0.25
S.Kijchai Enterprise (SKN)	Kitiya Niebler	Common Shares	12/27/2021	6,000	6.30	Buy	0.04
S.Kijchai Enterprise (SKN)	Kitiya Niebler	Common Shares	12/27/2021	30,000	6.32	Buy	0.19
Starflex (SFLEX)	Printhorn Apithanasriwong	Common Shares	12/27/2021	200,000	5.15	Buy	1.03
Siam Technic Concrete (STECH)	Piyaporn Mongkolsrisawat	Common Shares	12/23/2021	5,000	2.48	Buy	0.01
Siam Makro (MAKRO)	Suphachai Chearavanont	Common Shares	12/27/2021	600,000	43.50	Buy	26.10
Sammakorn (SAMCO)	Kittipol Pramoj Na Ayudhya	Common Shares	12/27/2021	100,000	1.97	Sell	0.20
Salae Industry (SALEE)	Lerpong Wongthaweepipat	Common Shares	12/27/2021	100,000	1.27	Sell	0.13
Regional Container Lines (RCL)	Twinchok Tanthuanit	Common Shares	12/27/2021	420,000	-	Receive	n/a
Regional Container Lines (RCL)	Sumate Tanthuanit	Common Shares	12/27/2021	420,000	-	Transfer	n/a
Eastern Power Group (EP)	Yuth Chinpakkul	Common Shares	12/24/2021	100,000	5.55	Buy	0.56

Source: SEC

Exhibit 9: New securities

	Trade Date	Underlying	Issuer	DW Type	Market	Maturity Date	Exercise Price (Baht)
ADVA19C2205A	29/12/2021	ADVANC	YUANTA	Call	SET	12/5/2022	301
BJC19C2207A	29/12/2021	BJC	YUANTA	Call	SET	7/7/2022	37

Source: SET

Exhibit 10: Upcoming XM

Symbol	X-Date	Announce Date	Meeting Date	Type of Meeting	Agenda	Venue
JKN	29/12/2021	16/12/2021	28/01/2022	EGM	The increase in the amount for issuance and offering of the Company's debentures	Via Electronic Meeting (E-Meeting)
HUMAN	30/12/2021	15/12/2021	01/03/2022	EGM	Capital increase, Acquisition and disposition of assets, Connected transaction, Appointment new 1 director	Via Electronic Meeting (E-Meeting)
EFORL	04/01/2022	20/12/2021	09/02/2022	EGM	Capital increase, The issuance of convertible securities, Change of par value	Via Electronic Meeting (E-Meeting)
JTS	04/01/2022	21/12/2021	22/02/2022	EGM	Acquisition and disposition of assets, Connected transaction	Via Electronic Meeting (E-Meeting)
PROEN	04/01/2022	21/12/2021	26/01/2022	EGM	The issuing and offering of debentures within the line of not exceeding 2,000 million Baht., the amendment of the objective and the amendment to Clause 3 of the Company's Memorandum of Association	At Ballroom 1, 3rd floor, the Emerald Hotel, 99/1 Ratchadaphisek Rd., Din Daeng, Huai Khwang, Bangkok 10400
GRAND	06/01/2022	20/12/2021	03/02/2022	EGM	Capital increase, The issuance of convertible securities, Change of par value	Via Electronic Meeting (E-Meeting)
7UP-W4	10/01/2022	22/12/2021	25/01/2022	Others	To consider the amendment of terms and conditions governing the rights and obligations of the issuer and holders of the warrants representing rights to purchase the ordinary shares of Seven Utilities and Power Public Company Limited No. 4 (7UP-W4)	Via Electronic Meeting (E-Meeting)
ZIGA	10/01/2022	27/12/2021	31/01/2022	EGM	The issuance of debentures, To approve the amendments to the Objectives and amendments to the Memorandum of Association No. 3 of the Company in accordance with the Objective Amendments.	Ziga Innovation Public Company Limited 999/9, 10, 11 MOO 9 Naiklongbangplakod, Phasamudjadee, Samudprakarn 10290
AJA	13/01/2022	13/12/2021	03/02/2022	EGM	Capital increase, The issuance of convertible securities	Meeting Room, 3rd floor, AJ Advance Technology PCL., No. 427/2, Rama 2 Rd., Samaedam, Bangkhunthian, Bangkok 10150
SMK	26/01/2022	28/12/2021	18/02/2022	EGM	Capital increase, Connected transaction, Amendments to the Company's Memorandum of Association and Articles of Association	Via Electronic Meeting (E-Meeting)

Source: SET

Exhibit 11: Upcoming XR

Symbol	X-Date	Announce Date	Rights for	Subscription Price	Unit	Subscription Ratio (Holding:New)	Subscription Period	Allotted Shares (Shares)
UBIS	04/01/2022	19/10/2021	Common	4	Baht	4 : 1	14/02/2022 - 21/02/2022	56999997
UBIS	04/01/2022	19/10/2021	Warrants	-	Baht	2 : 1	-	113999995
AIT	07/01/2022	09/11/2021	Warrants	-	Baht	2 : 1	-	515802242
AJA	13/01/2022	13/12/2021	Common	0.2	Baht	20 : 1	-	-
AJA	13/01/2022	13/12/2021	Warrants	-	Baht	1 : 2	-	-
TBSP	14/01/2022	29/11/2021	Common	10	Baht	5 : 1	26/01/2022 - 01/02/2022	40844072
EE	04/02/2022	15/11/2021	Warrants	-	Baht	2 : 1	-	139000000
YGG	11/02/2022	15/11/2021	Warrants	-	Baht	4 : 1	-	90000000
YGG	11/02/2022	15/11/2021	Common	0.5	Baht	1 : 2	02/03/2022 - 08/03/2022	360000000
EVER	17/02/2022	15/11/2021	Warrants	-	Baht	3 : 1	-	1618261515
EFORL	18/02/2022	20/12/2021	Warrants	0.4	Baht	5 : 1	-	799572989
EFORL	18/02/2022	20/12/2021	Warrants	-	Baht	2 : 1	-	399786494

Source: SET

Exhibit 12: Upcoming XD

Symbol	X-Date	Announce Date	Dividend (per Share)	Unit	Operation Period	Source of Dividend	Payment Date	Par
SVH	30/12/2021	20/12/2021	6	Baht	01/01/2021 - 30/09/2021	NP	19/01/2022	10
UAC	04/01/2022	20/12/2021	0.08	Baht	01/01/2021 - 30/09/2021	NP	17/01/2022	0.5
TTT	06/01/2022	23/12/2021	0.5	Baht	01/04/2021 - 30/09/2021	Both	21/01/2022	10
WFX	06/01/2022	24/12/2021	0.22	Baht	01/01/2021 - 30/09/2021	NP	19/01/2022	1
ADB	07/01/2022	09/11/2021	0.00556	Baht	-	RE	21/01/2022	0.5
ADB	07/01/2022	09/11/2021	10 : 1	Share	-	RE	21/01/2022	0.5
CHAYO	07/01/2022	11/11/2021	30 : 1	Share	-	RE	-	0.5
CHAYO	07/01/2022	11/11/2021	0.0018519	Baht	-	RE	-	0.5
KTIS	28/01/2022	29/11/2021	0.1	Baht	-	RE	14/02/2022	1
TSC	03/02/2022	23/11/2021	0.6	Baht	01/10/2020 - 30/09/2021	NP	-	1
IRC	08/02/2022	24/11/2021	0.8845	Baht	01/10/2020 - 30/09/2021	NP	28/02/2022	1
METCO	09/02/2022	26/11/2021	14	Baht	-	RE	-	10
YGG	11/02/2022	15/11/2021	2.90323 : 1	Share	01/01/2021 - 30/09/2021	Both	03/03/2022	0.5

Source: SET