

# Thailand Utilities

## Fuel tariff hike for Jan-Apr 2023

- The non-household fuel tariff will be hiked by THB0.9701/kWh, bringing the average electricity tariff to THB5.69/kWh.
- We think that SPPs' fortunes will reverse in 2023, as the gas price trend is likely to stabilise in the range of THB450-530/mmbtu while the Ft increases.
- We prefer BGRIM as our top pick in the Thai power sector.

### Ft hike by THB0.9701/kWh for Jan-Apr 2023

On 15 Dec 2022, the Energy Regulatory Commission (ERC) announced that the household fuel tariff (Ft) would be maintained at THB0.9343/kWh. However, the non-household Ft will be hiked by THB0.9701/kWh, bringing the average electricity tariff to THB5.69/kWh, based on a non-household pool gas price assumption of THB542/mmbtu. This will partially lower the cost of the Electricity Generating Authority of Thailand (EGAT)'s subsidies and allow it to achieve breakeven within two years, based on the ERC's Case 2 scenario for Jan-Apr 2023 of a non-household Ft increase of THB0.9701/kWh. We estimate that the non-household Ft hike will not only compensate for the high energy costs in Jan-Apr 2023 but also allow EGAT to recover its accumulated subsidy losses of THB122b as of Aug 2022.

### Upside from Ft hike

After suffering from the mismatch between the gas price spike and the piecemeal rises in electricity prices for industrial users (IUs), we think that small power producers' (SPPs) fortunes will reverse in 2023. In 3Q22, the gas cost rose by THB290/mmbtu (+108% y-y) to THB558/mmbtu, and we expect it to drop to THB470/mmbtu in 4Q22. We think further downsides to Thailand's pool gas price are limited, as we believe the gas price trend is likely to stabilise in the range of THB450-530/mmbtu in 2023. Meanwhile, the Ft increase to THB0.9343/kWh for Sep-Dec 2022 and 1.9044/kWh for Jan-Apr 2023 should lead to a significantly stronger margin for SPPs. We believe the ERC is likely to stabilise the Ft at a high level in 2023 in order to recover EGAT's accumulated subsidy losses.

### BGRIM – the winner from the Ft hike

We estimate that B.Grimm Power (BGRIM TB, BUY, TP THB41), as Thailand's largest SPP, will see its EBITDA margin improve from sub-10% in 1Q22 to above 20% in 4Q22 as a result of the Ft of THB0.9343/kWh. Based on a THB23m net profit increase for every THB0.01/kWh rise in the Ft, and a THB18m cost rise for every THB1/mmbtu increase in the gas price, we estimate a narrower net loss for BGRIM resulting from an additional THB2b in revenue from the THB0.9343/kWh Ft over the high 4Q22E gas cost of THB470/mmbtu – lower q-q from THB558/mmbtu in 3Q22 but higher y-y from THB335/mmbtu in 4Q21.

### BGRIM is our top pick

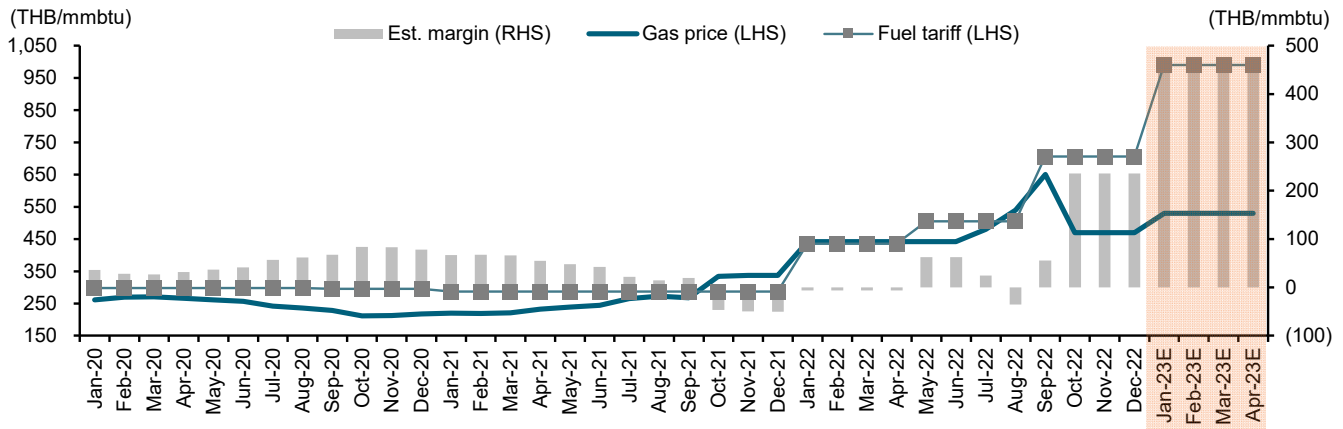
We think Thai power companies, especially the SPPs of BGRIM (75% of total capacity) and Global Power Synergy (GPSC TB, HOLD, TP THB68.5) (31%), will see improvements in their margins for electricity sold to IUs, backed by the hike in Ft-driven electricity and steam selling prices. We think the net profits from SPPs should improve meaningfully from the Ft hike of THB0.9343/kWh as of Sep 2022. Hence, we prefer BGRIM as one of Thailand's best power sector plays thanks to its high exposure to changes in the Ft.



**Siriluck Pinthusoonthorn**

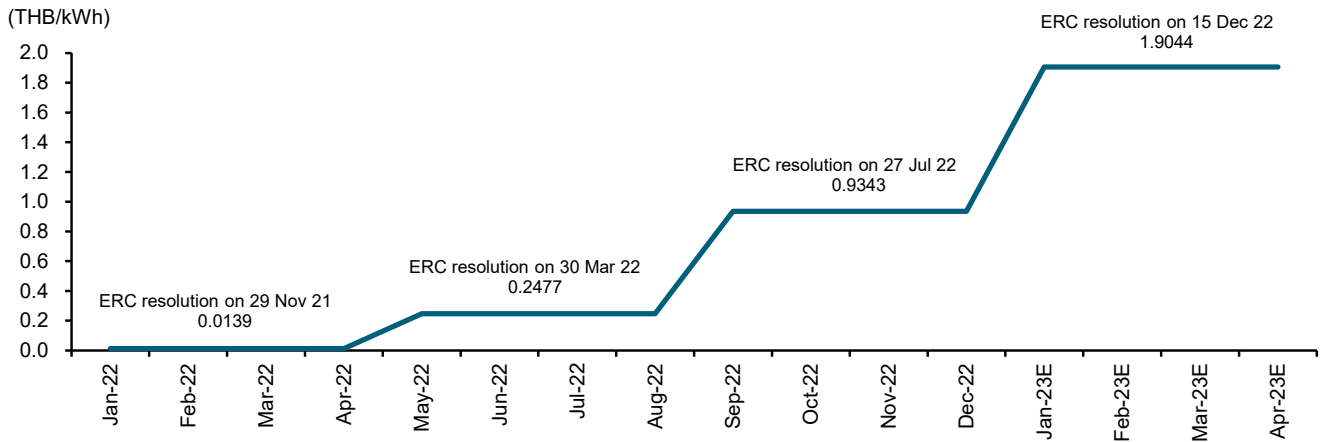
siriluck.pin@fssia.com  
+66 2611 3562

Exhibit 1: SPPs' estimated margins vs the gas price and their tariff rates



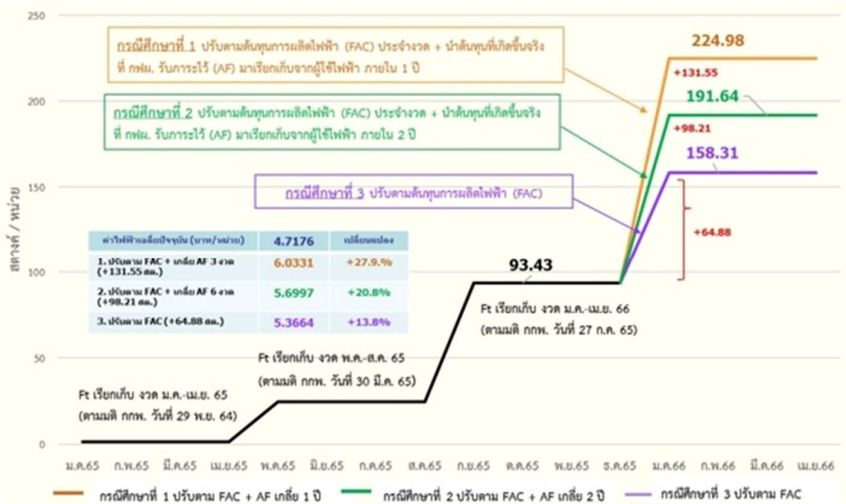
Sources: EGAT; BGRIM; FSSIA estimates

Exhibit 2: The hike in Thailand's non-household fuel tariff



Source: ERC

Exhibit 3: EGAT's proposals for the ERC to hike the fuel tariff for Jan-Apr 2023



Source: ERC

## Corporate Governance report of Thai listed companies 2021

EXCELLENT LEVEL – Score range 90-100										
AAV	BPCG	CPALL	GCAP	K	MSC	PLANET	SAMART	SPI	THRE	TVD
ADVANC	BOMS	CPF	GFPT	KBANK	MST	PLAT	SAMTEL	SPRC	THREL	TVI
AF	BEM	CPI	GGC	KCE	MTC	PORT	SAT	SPVI	TIPCO	TVO
AH	BGC	CPN	GLAND	KKP	MVP	PPS	SC	SSSC	TISCO	TWPC
AIRA	BGRIM	CRC	GLOBAL	KSL	NCL	PR9	SCB	SST	TK	U
AKP	BIZ	CSS	GPI	KTB	NEP	PREB	SCC	STA	TKT	UAC
AKR	BKI	DDD	GPSC	KTC	NER	PRG	SCCC	STEC	TMT	UBIS
ALT	BOL	DELTA	GRAMMY	LALIN	NKI	PRM	SCG	STI	TNDT	UV
AMA	BPP	DEMCO	GULF	LANNA	NOBLE	PROUD	SCGP	SUN	TNITY	VGI
AMATA	BRR	DRT	GUNKUL	LH	NSI	PSH	SCM	SUSCO	TOA	VIH
AMATAV	BTS	DTAC	HANA	LHFG	NVD	PSL	SDC	SUTHA	TOP	WACOAL
ANAN	BTW	DUSIT	HARN	LIT	NWR	PTG	SEAFECO	SVI	TPBI	WAVE
AOT	BWG	EA	HMPRO	LPN	NYT	PTT	SEAOIL	SYMC	TQM	WHA
AP	CENTEL	EASTW	ICC	MACO	OISHI	PTTEP	SE-ED	SYNTEC	TRC	WHAUP
ARIP	CFRESH	ECF	ICHI	MAJOR	OR	PTTGC	SELIC	TACC	TRU	WICE
ARROW	CHEWA	ECL	III	MAKRO	ORI	PYLON	SENA	TASCO	TRUE	WINNER
ASP	CHO	EE	ILINK	MALEE	OSP	Q-CON	SHR	TCAP	TSC	ZEN
AUCT	CIMBT	EGCO	ILM	MBK	OTO	QH	SIRI	TEAMG	TSR	
AWC	CK	EPG	INTUCH	MC	PAP	QTC	SIS	TFMAMA	TSTE	
AYUD	CKP	ETC	IP	MCOT	PCSGH	RATCH	SITHAI	TGH	TSTH	
BAFS	CM	FPI	IRPC	METCO	PDG	RS	SMK	THANA	TTA	
BANPU	CNT	FPT	ITEL	MFEC	PDJ	S	SMPC	THANI	TTB	
BAY	COM7	FSMART	IVL	MINT	PG	S & J	SNC	THCOM	TTCL	
BBL	COMAN	GBX	JSP	MONO	PHOL	SAAM	SONIC	THG	TTW	
BCP	COTTO	GC	JWD	MOONG	PLANB	SABINA	SPALI	THIP	TU	
VERY GOOD LEVEL – Score range 80-89										
2S	ASIMAR	CHOW	FLOYD	IT	LOXLEY	OCC	RPC	SKY	TCC	TVT
7UP	ASK	CI	FN	ITD	LRH	OGC	RT	SLP	TCMC	TWP
ABICO	ASN	CIG	FNS	J	LST	PATO	RWI	SMIT	TEAM	UEC
ABM	ATP30	CMC	FORTH	JAS	M	PB	S11	SMT	TFG	UMI
ACE	B	COLOR	FSS	JCK	MATCH	PICO	SA	SNP	TFI	UOBKH
ACG	BA	CPL	FTE	JCKH	MBAX	PIMO	SAK	SO	TIGER	UP
ADB	BAM	CPW	FVC	JMART	MEGA	PJW	SALEE	SORKON	TITLE	UPF
AEONTS	BC	CRD	GEL	JMT	META	PL	SAMCO	SPA	TKN	UPOIC
AGE	BCH	CSC	GENCO	KBS	MFC	PM	SANKO	SPC	TKS	UTP
AHC	BEC	CSP	GJS	KCAR	MGT	PMTA	SAPPE	SPCG	TM	VCOM
AIT	BEYOND	CWT	GYT	KEX	MICRO	PPP	SAWAD	SR	TMC	VL
ALL	BFIT	DCC	HEMP	KGI	MILL	PPPM	SCI	SRICHA	TMD	VPO
ALLA	BJC	DCON	HPT	KIAT	MITSIB	PRIME	SCN	SSC	TMI	VRANDA
ALUCON	BJCHI	DHOUSE	HTC	KISS	MK	PRIN	SCP	SSF	TMILL	WGE
AMANAH	BLA	DOD	HYDRO	KOOL	MODERN	PRINC	SE	STANLY	TNL	WIJK
AMARIN	BR	DOHOME	ICN	KTIS	MTI	PSG	SFLEX	STGT	TNP	WP
APCO	BROOK	DV8	IFS	KUMWEL	NBC	PSTC	SFP	STOWER	TOG	XO
APCS	CBG	EASON	IMH	KUN	NCAP	PT	SFT	STPI	TPA	XPG
APURE	CEN	EFORL	IND	KWC	NCH	QLT	SGF	SUC	TPAC	YUASA
AQUA	CGH	ERW	INET	KWM	NETBAY	RBF	SIAM	SWC	TPCS	
ASAP	CHARAN	ESSO	INSET	L&E	NEX	RCL	SINGER	SYNEX	TPS	
ASEFA	CHAYO	ESTAR	INSURE	LDC	NINE	RICHY	SKE	TAE	TRITN	
ASIA	CHG	ETE	IRC	LEO	NRF	RML	SKN	TAKUNI	TRT	
ASIAN	CHOTI	FE	IRCP	LHK	NTV	ROJNA	SKR	TBSP	TSE	
GOOD LEVEL – Score range 70-79										
A	BGT	CITY	GIFT	JTS	MDX	PK	SGP	SUPER	TQR	YGG
AI	BH	CMAN	GLOCON	JUBILE	MJD	PLE	SICT	SVOA	TTI	ZIGA
AIE	BIG	CMO	GREEN	KASET	MORE	PPM	SIMAT	TC	TYCN	
AJ	BLAND	CMR	GSC	KCM	MUD	PRAKIT	SISB	TCCC	UKEM	
ALPHAX	BM	CPT	GTB	KK	NC	PRAPAT	SK	THMUI	UMS	
AMC	BROCK	CRANE	HTECH	KKC	NDR	PRECHA	SMART	TNH	UNIQ	
APP	BSBM	CSR	HUMAN	KWI	NFC	PTL	SOLAR	TNR	UPA	
AQ	BSM	D	IHL	KYE	NNCL	RJH	SPACK	TOPP	UREKA	
ARIN	BTNC	EKH	IIG	LEE	NOVA	RP	SPG	TPCH	VIBHA	
AS	BYD	EMC	INGRS	LPH	NPK	RPH	SQ	TPIPL	W	
AU	CAZ	EP	INOX	MATI	NUSA	RSP	SSP	TPIPP	WIN	
B52	CCP	F&D	JAK	M-CHAI	PAF	SABUY	STARK	TPLAS	WORK	
BEAUTY	CGD	FMT	JR	MCS	PF	SF	STC	TPOLY	WPH	

**Disclaimer:**

The disclosure of the survey results of the Thai Institute of Directors Association ("IOD") regarding corporate governance is made pursuant to the policy of the Office of the Securities and Exchange Commission. The survey of the IOD is based on the information of a company listed on the Stock Exchange of Thailand and the Market for Alternative Investment disclosed to the public and able to be accessed by a general public investor. The result, therefore, is from the perspective of a third party. It is not an evaluation of operation and is not based on inside information.

The survey result is as of the date appearing in the Corporate Governance Report of Thai Listed Companies. As a result, the survey results may be changed after that date. FSS International Investment Advisory Company Limited does not confirm nor certify the accuracy of such survey results.

\* CGR scoring should be considered with news regarding wrong doing of the company or director or executive of the company such unfair practice on securities trading, fraud, and corruption SEC imposed a civil sanction against insider trading of director and executive

Sources: Thai Institute of Directors Association (IOD); FSSIA's compilation; data as of 26 October 2021

## Anti-corruption Progress Indicator

CERTIFIED										
2S	BCH	CPALL	GC	K	MFC	PE	QLT	SNP	THCOM	TU
7UP	BCP	CPF	GCAP	KASET	MFEC	PG	QTC	SORKON	THIP	TVD
ADVANC	BCPG	CPI	GEL	KBANK	MILL	PHOL	RATCH	SPACK	THRE	TVI
AF	BE8	CPN	GFPT	KBS	MINT	PK	RML	SPALI	THREL	TVO
AI	BEYOND	CSC	GGC	KCAR	MONO	PL	RWI	SPC	TIDLOR	TWPC
AIE	BGC	DCC	GJS	KCE	MOONG	PLANB	S & J	SPI	TIPCO	U
AIRA	BGRIM	DELTA	GPI	KGI	MSC	PLANET	SAAM	SPRC	TISCO	UBE
AKP	BJCHI	DEMCO	GPSC	KKP	MST	PLAT	SABINA	SRICHA	TKS	UBIS
ALPHAX	BKI	DIMET	GSTEEL	KSL	MTC	PM	SAPPE	SSF	TKT	UEC
AMA	BLA	DRT	GUNKUL	KTB	MTI	PPP	SAT	SSP	TMD	UKEM
AMANA	BPP	DTAC	HANA	KTC	NBC	PPPM	SC	SSSC	TMILL	UOBKH
AMATA	BROOK	DUSIT	HARN	KWC	NEP	PPS	SCB	SST	TMT	UPF
AMATAV	BRR	EA	HEMP	KWI	NINE	PR9	SCC	STA	TNITY	UV
AP	BSBM	EASTW	HENG	L&E	NKI	PREB	SCCC	STOWER	TNL	VGI
APCS	BTS	ECL	HMPRO	LANNA	NMG	PRG	SCG	SUSCO	TNP	VIH
AQUA	BWG	EGCO	HTC	LH	NNCL	PRINC	SCN	SVI	TNR	WACOAL
ARROW	CEN	EP	ICC	LHFG	NOBLE	PRM	SEAOIL	SYMC	TOG	WHA
AS	CENTEL	EPG	ICHI	LHK	NOK	PROS	SE-ED	SYNTEC	TOP	WHAUP
ASIAN	CFRESH	ERW	IFEC	LPN	NSI	PSH	SELIC	TAE	TOPP	WICE
ASK	CGH	ESTAR	IFS	LRH	NWR	PSL	SENA	TAKUNI	TPA	WIIK
ASP	CHEWA	ETE	ILINK	M	OCC	PSTC	SGP	TASCO	TPP	XO
AWC	CHOTI	FE	INET	MAKRO	OGC	PT	SINGER	TBSP	TRU	ZEN
AYUD	CHOW	FNS	INSURE	MALEE	ORI	PTG	SIRI	TCAP	TRUE	
B	CIG	FPI	INTUCH	MATCH	PAP	PTT	SITHAI	TCMC	TSC	
BAFS	CIMBT	FPT	IRC	MBAX	PATO	PTTEP	SKR	TFG	TSTE	
BAM	CM	FSMART	IRPC	MBK	PB	PTTGC	SMIT	TFI	TSTH	
BANPU	CMC	FSS	ITEL	MC	PCSGH	PYLON	SMK	TFMAMA	TTA	
BAY	COM7	FTE	IVL	MCOT	PDG	Q-CON	SMPC	TGH	TTB	
BBL	COTTO	GBX	JKN	META	PDJ	QH	SNC	THANI	TTCL	
DECLARED										
AJ	CHG	DDD	ETC	JR	MAJOR	NUSA	RS	SSS	TQM	YUASA
ALT	CPL	DHOUSE	FLOYD	JTS	NCAP	NYT	SAK	STECH	TSI	ZIGA
APCO	CPR	DOHOME	GULF	KEX	NCL	OR	SCGP	STGT	VARO	
B52	CPW	ECF	III	KUMWEL	NOVA	PIMO	SCM	TKN	VCOM	
BEC	CRC	EKH	INOX	LDC	NRF	PLE	SIS	TMI	VIBHA	

Level	
Certified	This level indicates practical participation with thoroughly examination in relation to the recommended procedures from the audit committee or the SEC's certified auditor, being a certified member of Thailand's Private Sector Collective Action Coalition Against Corruption programme (Thai CAC) or already passed examination to ensure independence from external parties.
Declared	This level indicates determination to participate in the Thailand's Private Sector Collective Action Coalition Against Corruption programme (Thai CAC)

### Disclaimer:

The disclosure of the Anti-Corruption Progress Indicators of a listed company on the Stock Exchange of Thailand, which is assessed by Thaipat Institute, is made in order to comply with the policy and sustainable development plan for the listed companies of the Office of the Securities and Exchange Commission. Thaipat Institute made this assessment based on the information received from the listed company, as stipulated in the form for the assessment of Anti-corruption which refers to the Annual Registration Statement (Form 56-1), Annual Report (Form 56-2), or other relevant documents or reports of such listed company. The assessment result is therefore made from the perspective of Thaipat Institute that is a third party. It is not an assessment of operation and is not based on any inside information. Since this assessment is only the assessment result as of the date appearing in the assessment result, it may be changed after that date or when there is any change to the relevant information. Nevertheless, FSS International Investment Advisory Company Limited does not confirm, verify, or certify the accuracy and completeness of the assessment results.

Note: Companies participating in Thailand's Private Sector Collective Action Coalition Against Corruption programme (Thai CAC) under Thai Institute of Directors (as of 26 October 2021) are categorised into: 1) companies that have declared their intention to join CAC, and; 2) companies certified by CAC.

Sources: The Securities and Exchange Commission, Thailand; \* FSSIA's compilation

## GENERAL DISCLAIMER

### ANALYST(S) CERTIFICATION

#### Siriluck Pinthusoonthorn FSS International Investment Advisory Securities Co., Ltd

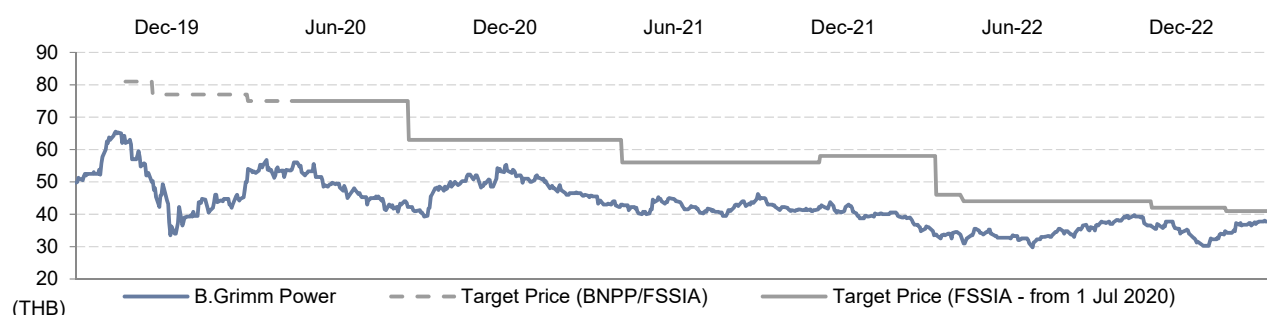
The individual(s) identified above certify(ies) that (i) all views expressed in this report accurately reflect the personal view of the analyst(s) with regard to any and all of the subject securities, companies or issuers mentioned in this report; and (ii) no part of the compensation of the analyst(s) was, is, or will be, directly or indirectly, related to the specific recommendations or views expressed herein.

This report has been prepared by FSS International Investment Advisory Company Limited (FSSIA). The information herein has been obtained from sources believed to be reliable and accurate; however FSS makes no representation as to the accuracy and completeness of such information. Information and opinions expressed herein are subject to change without notice. FSS has no intention to solicit investors to buy or sell any security in this report. In addition, FSS does not guarantee returns nor price of the securities described in the report nor accept any liability for any loss or damage of any kind arising out of the use of such information or opinions in this report. Investors should study this report carefully in making investment decisions. All rights are reserved.

This report may not be reproduced, distributed or published by any person in any manner for any purpose without permission of FSSIA. Investment in securities has risks. Investors are advised to consider carefully before making investment decisions.

#### History of change in investment rating and/or target price

##### B.Grimm Power (BGRIM TB)



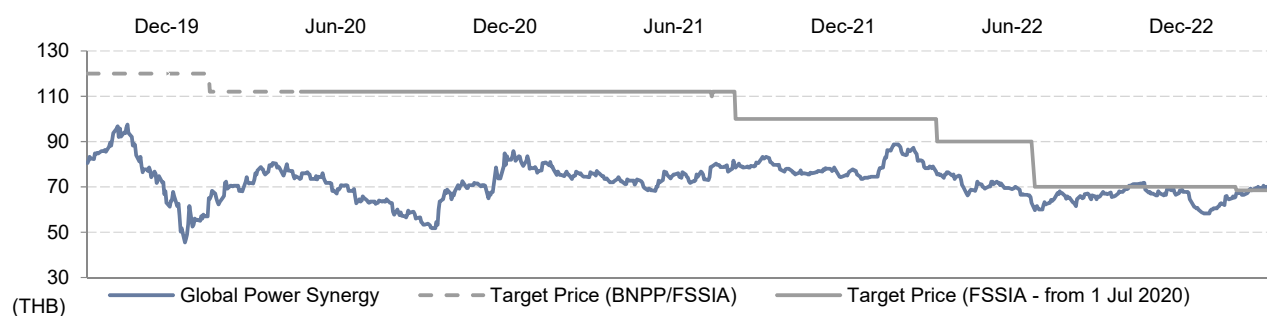
Date	Rating	Target price	Date	Rating	Target price	Date	Rating	Target price
31-Jan-2020	BUY	81.00	28-Apr-2021	BUY	56.00	25-Aug-2022	BUY	42.00
25-Feb-2020	BUY	77.00	26-Oct-2021	BUY	58.00	01-Nov-2022	BUY	41.00
22-May-2020	BUY	75.00	09-Feb-2022	BUY	46.00			
15-Oct-2020	BUY	63.00	04-Mar-2022	BUY	44.00			

Siriluck Pinthusoonthorn started covering this stock from 11-Nov-2022

Price and TP are in local currency

Source: FSSIA estimates

##### Global Power Synergy (GPSC TB)



Date	Rating	Target price	Date	Rating	Target price	Date	Rating	Target price
17-Dec-2019	BUY	120.00	15-Jul-2021	BUY	112.00	06-May-2022	HOLD	70.00
08-Apr-2020	BUY	112.00	05-Aug-2021	BUY	100.00	10-Nov-2022	HOLD	68.50
14-Jul-2021	BUY	110.00	07-Feb-2022	BUY	90.00			

Siriluck Pinthusoonthorn started covering this stock from 10-Nov-2022

Price and TP are in local currency

Source: FSSIA estimates

Company	Ticker	Price	Rating	Valuation & Risks
B.Grimm Power	BGRIM TB	THB 39.25	BUY	The downside risks to our SoTP-based TP include 1) lower-than-expected demand for electricity in Thailand, 2) a lower crude price, and 3) unplanned shutdowns of its SPPs.
Global Power Synergy	GPSC TB	THB 72.50	HOLD	The downside risks to our SoTP-based TP on GPSC include 1) lower-than-expected demand for electricity in Thailand; 2) a lower crude price; and 3) lower-than-expected demand from industrial users. Upside risks are a lower gas price and higher sales volume.

Source: FSSIA estimates

#### Additional Disclosures

Target price history, stock price charts, valuation and risk details, and equity rating histories applicable to each company rated in this report is available in our most recently published reports. You can contact the analyst named on the front of this note or your representative at Finansia Syrus Securities Public Company Limited

FSSIA may incorporate the recommendations and target prices of companies currently covered by FSS Research into equity research reports, denoted by an 'FSS' before the recommendation. FSS Research is part of Finansia Syrus Securities Public Company Limited, which is the parent company of FSSIA.

All share prices are as at market close on 15-Dec-2022 unless otherwise stated.

## RECOMMENDATION STRUCTURE

### Stock ratings

Stock ratings are based on absolute upside or downside, which we define as  $(\text{target price}^* - \text{current price}) / \text{current price}$ .

BUY (B). The upside is 10% or more.

HOLD (H). The upside or downside is less than 10%.

REDUCE (R). The downside is 10% or more.

Unless otherwise specified, these recommendations are set with a 12-month horizon. Thus, it is possible that future price volatility may cause a temporary mismatch between upside/downside for a stock based on market price and the formal recommendation.

\* In most cases, the target price will equal the analyst's assessment of the current fair value of the stock. However, if the analyst doesn't think the market will reassess the stock over the specified time horizon due to a lack of events or catalysts, then the target price may differ from fair value. In most cases, therefore, our recommendation is an assessment of the mismatch between current market price and our assessment of current fair value.

### Industry Recommendations

**Overweight.** The analyst expects the fundamental conditions of the sector to be positive over the next 12 months.

**Neutral.** The analyst expects the fundamental conditions of the sector to be maintained over the next 12 months.

**Underweight.** The analyst expects the fundamental conditions of the sector to be negative over the next 12 months.

### Country (Strategy) Recommendations

**Overweight (O).** Over the next 12 months, the analyst expects the market to score positively on two or more of the criteria used to determine market recommendations: index returns relative to the regional benchmark, index sharpe ratio relative to the regional benchmark and index returns relative to the market cost of equity.

**Neutral (N).** Over the next 12 months, the analyst expects the market to score positively on one of the criteria used to determine market recommendations: index returns relative to the regional benchmark, index sharpe ratio relative to the regional benchmark and index returns relative to the market cost of equity.

**Underweight (U).** Over the next 12 months, the analyst does not expect the market to score positively on any of the criteria used to determine market recommendations: index returns relative to the regional benchmark, index sharpe ratio relative to the regional benchmark and index returns relative to the market cost of equity.